

 **BOEING**
COMPONENT
MAINTENANCE MANUAL

TO: ALL HOLDERS OF MAIN LANDING GEAR DOOR ASSEMBLY COMPONENT MAINTENANCE MANUAL
32-12-02

REVISION NO. 6 DATED MAR 01/05

HIGHLIGHTS

All data formerly in manual 32-12-01 is included in this manual 32-12-02. Pages which have been added or revised are outlined below together with the highlights of the revision. Remove and insert the affected pages as listed and enter Revision No. and date on the Record of Revision Sheet.

CHAPTER/SECTION

AND PAGE NO.

DESCRIPTION OF CHANGE

TITLE PAGE

Added door assemblies 149T6910-69, -70 without the
149T6906-89, -90 seal installation.

1

TR & SB RECORD

1

1002-1059,1069-1080X,
1082I-1084M,1084W-1086U,
1088G-1090C

DESCRIPTION & OPERATION Added clarification and updated callouts.

1

501

REPAIR-GEN

601,603

REPAIR 1-1

601

REPAIR 2-1

601-604

REPAIR 3-1

601-604

REPAIR 4-1

601-604

REPAIR 5-1

601-604

REPAIR 6-1

601

32-12-02

HIGHLIGHTS

01.1

Page 1

Mar 01/05

 **BOEING**
COMPONENT
MAINTENANCE MANUAL

CHAPTER/SECTION
AND PAGE NO.

REPAIR 7-1
601-602
REPAIR 8-1
602-607
701-709
1062,1082A

DESCRIPTION OF CHANGE

HIGHLIGHT CONTINUED FROM PREVIOUS PAGE

32-12-02

HIGHLIGHTS

01.1

Page 2

Mar 01/05

MAIN LANDING GEAR DOOR ASSEMBLY

PART NUMBERS 149T6910-1,-2,-29,-30,
-61 THRU -64,
-69,-70

COMPONENT MAINTENANCE MANUAL
WITH
ILLUSTRATED PARTS LIST

32-12-02

TITLE PAGE

Page 1

Mar 01/05

01.1



REVISION RECORD

- Retain this record in front of manual. On receipt of revision, insert revised pages in the manual, and enter revision number, date inserted and initial.

REVISION NUMBER	REVISION DATE	DATE FILED	BY	REVISION NUMBER	REVISION DATE	DATE FILED	BY


BOEING
 COMPONENT
 MAINTENANCE MANUAL
TEMPORARY REVISION AND SERVICE BULLETIN RECORD

BOEING SERVICE BULLETIN	BOEING TEMPORARY REVISION	OTHER DIRECTIVE	DATE OF INCORPORATION INTO MANUAL
32-0054 32-0078		PRR B10031 PRR B10131 PRR B10183 PRR B10293 PRR B10488 PRR B10537 PRR B10647 PRR B10700 PRR B10834 PRR B10591 PRR B11483 PRR B11491-1 PRR B11980 PRR B13126-14	JUL 10/81 JUL 10/81 JUL 10/81 JAN 10/82 OCT 10/84 OCT 10/84 OCT 10/84 OCT 10/84 OCT 10/84 OCT 10/86 JAN 10/87 JAN 10/87 APR 01/92 APR 01/92 MAR 01/05

32-12-02

TR & SB RECORD

01.1

Page 1

Mar 01/05


BOEING
 COMPONENT
 MAINTENANCE MANUAL

PAGE	DATE	CODE	PAGE	DATE	CODE
32-12-02			REPAIR-GENERAL		
			*601	MAR 01/05	01.1
			602	JUL 01/99	01.1
TITLE PAGE			*603	MAR 01/05	01.1
*1	MAR 01/05	01.1	604	BLANK	
2	BLANK		REPAIR 1-1		
REVISION RECORD			*601	MAR 01/05	01.1
1	OCT 01/87	01	602	BLANK	
2	BLANK		REPAIR 2-1		
TR & SB RECORD			*601	MAR 01/05	01.1
*1	MAR 01/05	01.1	*602	MAR 01/05	01.1
2	BLANK		*603	MAR 01/05	01.1
LIST OF EFFECTIVE PAGES			*604	MAR 01/05	01.1
*1	MAR 01/05	01	REPAIR 3-1		
THRU LAST PAGE			*601	MAR 01/05	01.1
CONTENTS			*602	MAR 01/05	01.1
1	OCT 01/87	01	*603	MAR 01/05	01.1
2	BLANK		*604	MAR 01/05	01.1
INTRODUCTION			REPAIR 4-1		
1	OCT 01/87	01	*601	MAR 01/05	01.1
2	BLANK		*602	MAR 01/05	01.1
DESCRIPTION & OPERATION			*603	MAR 01/05	01.1
*1	MAR 01/05	01.1	*604	MAR 01/05	01.1
2	BLANK		REPAIR 5-1		
DISASSEMBLY			*601	MAR 01/05	01.1
301	JUL 01/99	01.1	*602	MAR 01/05	01.1
302	BLANK		*603	MAR 01/05	01.1
CLEANING			*604	MAR 01/05	01.1
401	JUL 01/98	01.1	REPAIR 6-1		
402	BLANK		*601	MAR 01/05	01.1
CHECK			602	BLANK	
*501	MAR 01/05	01.1	REPAIR 7-1		
502	BLANK		*601	MAR 01/05	01.1
			*602	MAR 01/05	01.1

* = REVISED, ADDED OR DELETED

32-12-02

EFFECTIVE PAGES

CONTINUED Page 1

01 Mar 01/05

PAGE	DATE	CODE	PAGE	DATE	CODE
REPAIR 8-1			ILLUSTRATED PARTS LIST		
601	JUL 01/99	01.1			CONT.
*602	MAR 01/05	01.1	*1013	MAR 01/05	01.1
*603	MAR 01/05	01.1	*1014	MAR 01/05	01.1
*604	MAR 01/05	01.1	*1015	MAR 01/05	01.1
*605	MAR 01/05	01.1	*1016	MAR 01/05	01.1
*606	MAR 01/05	01.1	*1017	MAR 01/05	01.1
*607	MAR 01/05	01.1	*1018	MAR 01/05	01.1
*608	BLANK		*1019	MAR 01/05	01.1
ASSEMBLY			*1020	MAR 01/05	01.1
*701	MAR 01/05	01.1	*1021	MAR 01/05	01.1
*702	MAR 01/05	01.1	*1022	MAR 01/05	01.1
*703	MAR 01/05	01.1	*1023	MAR 01/05	01.1
*704	MAR 01/05	01.1	*1024	MAR 01/05	01.1
*705	MAR 01/05	01.1	*1025	MAR 01/05	01.1
*706	MAR 01/05	01.1	*1026	MAR 01/05	01.1
*707	MAR 01/05	01.1	*1027	MAR 01/05	01.1
*708	MAR 01/05	01.1	*1028	MAR 01/05	01.1
*709	MAR 01/05	01.1	*1029	MAR 01/05	01.1
710	BLANK		*1030	MAR 01/05	01.1
FITS AND CLEARANCES			*1031	MAR 01/05	01.1
801	OCT 01/87	01	*1032	MAR 01/05	01.1
802	OCT 01/87	01	*1033	MAR 01/05	01.1
803	OCT 01/87	01	*1034	MAR 01/05	01.1
804	OCT 01/87	01	*1035	MAR 01/05	01.1
805	OCT 01/87	01	*1036	MAR 01/05	01.1
806	OCT 01/87	01	*1037	MAR 01/05	01.1
ILLUSTRATED PARTS LIST			*1038	MAR 01/05	01.1
1001	OCT 01/87	01	*1039	MAR 01/05	01.1
*1002	MAR 01/05	01.1	*1040	MAR 01/05	01.1
*1003	MAR 01/05	01.1	*1041	MAR 01/05	01.1
*1004	MAR 01/05	01.1	*1042	MAR 01/05	01.1
*1005	MAR 01/05	01.1	*1043	MAR 01/05	01.1
*1006	MAR 01/05	01.1	*1044	MAR 01/05	01.1
*1007	MAR 01/05	01.1	*1045	MAR 01/05	01.1
*1008	MAR 01/05	01.1	*1046	MAR 01/05	01.1
*1009	MAR 01/05	01.1	*1047	MAR 01/05	01.1
*1010	MAR 01/05	01.1	*1048	MAR 01/05	01.1
*1011	MAR 01/05	01.1	*1049	MAR 01/05	01.1
*1012	MAR 01/05	01.1	*1050	MAR 01/05	01.1
			*1051	MAR 01/05	01.1
			*1052	MAR 01/05	01.1
			*1053	MAR 01/05	01.1
			*1054	MAR 01/05	01.1

* = REVISED, ADDED OR DELETED

32-12-02

EFFECTIVE PAGES
CONTINUED Page 2
01 Mar 01/05



BOEING
COMPONENT
MAINTENANCE MANUAL

PAGE	DATE	CODE	PAGE	DATE	CODE
ILLUSTRATED PARTS LIST		CONT.	ILLUSTRATED PARTS LIST		CONT.
*1055	MAR 01/05	01.1	*1080Q	MAR 01/05	01.1
*1056	MAR 01/05	01.1	*1080R	MAR 01/05	01.1
*1057	MAR 01/05	01.1	*1080S	MAR 01/05	01.1
*1058	MAR 01/05	01.1	*1080T	MAR 01/05	01.1
*1059	MAR 01/05	01.1	*1080U	MAR 01/05	01.1
*1060	MAR 01/05	01.1	*1080V	MAR 01/05	01.1
*1061	MAR 01/05	01.1	*1080W	MAR 01/05	01.1
*1062	MAR 01/05	01.1	*1080X	MAR 01/05	01.1
*1063	MAR 01/05	01.1	*1080Y	BLANK	
*1064	MAR 01/05	01.1	*1080Z	MAR 01/05	01.1
*1065	MAR 01/05	01.1	*1081	MAR 01/05	01.1
*1066	MAR 01/05	01.1	*1082	MAR 01/05	01.1
*1067	MAR 01/05	01.1	*1082A	MAR 01/05	01.1
*1068	MAR 01/05	01.1	*1082B	MAR 01/05	01.1
*1069	MAR 01/05	01.1	*1082C	MAR 01/05	01.1
*1070	MAR 01/05	01.1	*1082D	MAR 01/05	01.1
*1071	MAR 01/05	01.1	*1082E	MAR 01/05	01.1
*1072	MAR 01/05	01.1	*1082F	MAR 01/05	01.1
*1073	MAR 01/05	01.1	*1082G	MAR 01/05	01.1
*1074	MAR 01/05	01.1	*1082H	MAR 01/05	01.1
*1075	MAR 01/05	01.1	*1082I	MAR 01/05	01.1
*1076	MAR 01/05	01.1	*1082J	MAR 01/05	01.1
*1077	MAR 01/05	01.1	*1082K	MAR 01/05	01.1
*1078	MAR 01/05	01.1	*1082L	MAR 01/05	01.1
*1079	MAR 01/05	01.1	*1082M	MAR 01/05	01.1
*1080	MAR 01/05	01.1	*1082N	MAR 01/05	01.1
*1080A	MAR 01/05	01.1	*1082O	MAR 01/05	01.1
*1080B	MAR 01/05	01.1	*1082P	MAR 01/05	01.1
*1080C	MAR 01/05	01.1	*1082Q	MAR 01/05	01.1
*1080D	MAR 01/05	01.1	*1082R	MAR 01/05	01.1
*1080E	MAR 01/05	01.1	*1082S	MAR 01/05	01.1
*1080F	MAR 01/05	01.1	*1082T	MAR 01/05	01.1
*1080G	MAR 01/05	01.1	*1082U	MAR 01/05	01.1
*1080H	MAR 01/05	01.1	*1082V	MAR 01/05	01.1
*1080I	MAR 01/05	01.1	*1082W	MAR 01/05	01.1
*1080J	MAR 01/05	01.1	*1082X	MAR 01/05	01.1
*1080K	MAR 01/05	01.1	*1082Y	MAR 01/05	01.1
*1080L	MAR 01/05	01.1	*1082Z	MAR 01/05	01.1
*1080M	MAR 01/05	01.1	*1083	MAR 01/05	01.1
*1080N	MAR 01/05	01.1	*1084	MAR 01/05	01.1
*1080O	MAR 01/05	01.1	*1084A	MAR 01/05	01.1
*1080P	MAR 01/05	01.1	*1084B	MAR 01/05	01.1

* = REVISED, ADDED OR DELETED

32-12-02

EFFECTIVE PAGES
CONTINUED Page 3
01 Mar 01/05

PAGE	DATE	CODE	PAGE	DATE	CODE
ILLUSTRATED PARTS LIST		CONT.	ILLUSTRATED PARTS LIST		CONT.
*1084C	MAR 01/05	01.1	*1086Q	MAR 01/05	01.1
*1084D	MAR 01/05	01.1	*1086R	MAR 01/05	01.1
*1084E	MAR 01/05	01.1	*1086S	MAR 01/05	01.1
*1084F	MAR 01/05	01.1	*1086T	MAR 01/05	01.1
*1084G	MAR 01/05	01.1	*1086U	MAR 01/05	01.1
*1084H	MAR 01/05	01.1	*1086V	MAR 01/05	01.1
*1084I	MAR 01/05	01.1	*1086W	MAR 01/05	01.1
*1084J	MAR 01/05	01.1	*1086X	MAR 01/05	01.1
*1084K	MAR 01/05	01.1	*1086Y	MAR 01/05	01.1
*1084L	MAR 01/05	01.1	*1086Z	MAR 01/05	01.1
*1084M	MAR 01/05	01.1	*1087	MAR 01/05	01.1
*1084N	MAR 01/05	01.1	*1088	MAR 01/05	01.1
*1084O	MAR 01/05	01.1	*1088A	MAR 01/05	01.1
*1084P	MAR 01/05	01.1	*1088B	MAR 01/05	01.1
*1084Q	MAR 01/05	01.1	*1088C	MAR 01/05	01.1
*1084R	MAR 01/05	01.1	*1088D	MAR 01/05	01.1
*1084S	MAR 01/05	01.1	*1088E	MAR 01/05	01.1
*1084T	MAR 01/05	01.1	*1088F	MAR 01/05	01.1
*1084U	MAR 01/05	01.1	*1088G	MAR 01/05	01.1
*1084V	MAR 01/05	01.1	*1088H	MAR 01/05	01.1
*1084W	MAR 01/05	01.1	*1088I	MAR 01/05	01.1
*1084X	MAR 01/05	01.1	*1088J	MAR 01/05	01.1
*1084Y	MAR 01/05	01.1	*1088K	MAR 01/05	01.1
*1084Z	MAR 01/05	01.1	*1088L	MAR 01/05	01.1
*1085	MAR 01/05	01.1	*1088M	MAR 01/05	01.1
*1086	MAR 01/05	01.1	*1088N	MAR 01/05	01.1
*1086A	MAR 01/05	01.1	*1088O	MAR 01/05	01.1
*1086B	MAR 01/05	01.1	*1088P	MAR 01/05	01.1
*1086C	MAR 01/05	01.1	*1088Q	MAR 01/05	01.1
*1086D	MAR 01/05	01.1	*1088R	MAR 01/05	01.1
*1086E	MAR 01/05	01.1	*1088S	MAR 01/05	01.1
*1086F	MAR 01/05	01.1	*1088T	MAR 01/05	01.1
*1086G	MAR 01/05	01.1	*1088U	MAR 01/05	01.1
*1086H	MAR 01/05	01.1	*1088V	MAR 01/05	01.1
*1086I	MAR 01/05	01.1	*1088W	MAR 01/05	01.1
*1086J	MAR 01/05	01.1	*1088X	MAR 01/05	01.1
*1086K	MAR 01/05	01.1	*1088Y	MAR 01/05	01.1
*1086L	MAR 01/05	01.1	*1088Z	MAR 01/05	01.1
*1086M	MAR 01/05	01.1	*1089	MAR 01/05	01.1
*1086N	MAR 01/05	01.1	*1090	MAR 01/05	01.1
*1086O	MAR 01/05	01.1	*1090A	MAR 01/05	01.1
*1086P	MAR 01/05	01.1	*1090B	MAR 01/05	01.1

* = REVISED, ADDED OR DELETED

32-12-02

 EFFECTIVE PAGES
 CONTINUED Page 4
 01 Mar 01/05

PAGE	DATE	CODE	PAGE	DATE	CODE
ILLUSTRATED PARTS LIST		CONT.			
*1090C	MAR 01/05	01.1			
*1090D	BLANK				

* = REVISED, ADDED OR DELETED

32-12-02

EFFECTIVE PAGES
 LAST PAGE Page 5
 01 Mar 01/05

TABLE OF CONTENTS

<u>Paragraph Title</u>	<u>Page</u>
Description and Operation.	1
Testing and Trouble Shooting (not applicable)	
Disassembly.	301
Cleaning	401
Check.	501
Repair	601
Assembly	701
Fits and Clearances.	801
Special Tools (not applicable)	
Illustrated Parts List	1001

32-12-02

CONTENTS

01

Page 1

Oct 01/87


BOEING
 COMPONENT
 MAINTENANCE MANUAL
INTRODUCTION

The instructions in this manual provide the information necessary to perform maintenance functions ranging from simple checks and replacement to complete shop-type repair.

This manual is divided into separate sections:

- | | |
|--|------------------------------|
| 1. Title Page | 4. List of Effective Pages |
| 2. Record of Revisions | 5. Table of Contents |
| 3. Temporary Revision &
Service Bulletin Record | 6. Introduction |
| | 7. Procedures & IPL Sections |

Refer to the Table of Contents for the page location of applicable sections. An asterisked flagnote *[] in place of the page number indicates that no special instructions are provided since the function can be performed using standard industry practices.

The beginning of the REPAIR section includes a list of the separate repairs, a list of applicable standard Boeing practices, and an explanation of the True Position Dimensioning symbols used.

An explanation of the use of the Illustrated Parts List is provided in the Introduction to that section.

All weights and measurements used in the manual are in English units, unless otherwise stated. When metric equivalents are given they will be in parentheses following the English units.

Design changes, optional parts, configuration differences and Service Bulletin modifications create alternate part numbers. These are identified in the Illustrated Parts List (IPL) by adding an alphabetical character to the basic item number. The resulting item number is called an alpha-variant. Throughout the manual, IPL basic item number references also apply to alpha-variants unless otherwise indicated.

Verification:

Assembly May 8, 1982

32-12-02

INTRODUCTION

01

Page 1

Oct 01/87



MAIN LANDING GEAR DOOR ASSEMBLY

DESCRIPTION AND OPERATION

1. Description

A. The main landing gear door assembly includes a bonded assembly with honeycomb core, center hinge beam assembly with a link attach and roller fitting, forward and aft hinge fitting assemblies, an alternate extension skid bar, seal installation, and a series of erosion plates along the forward edge.

2. Operation

A. The door assembly covers the wheel well opening in the fuselage when the landing gear is in the extended or retracted position.

3. Leading Particulars (approximate)

Length -- 115 inches

Width -- 80 inches

Height -- 35 inches

Weight -- 175 pounds per door

32-12-02

DESCRIPTION & OPERATION

01.1

Page 1

Mar 01/05



DISASSEMBLY

- | 1. Use standard industry practices and these steps.
- | 2. Measure and make a note of the thickness of the shims to help during assembly.
- | 3. Measure and make a note of the thickness of the castable shim between the bonded assembly and the center hinge beam assembly to help during assembly.

32-12-02

DISASSEMBLY

01.1

Page 301

Jul 01/99



CLEANING

CAUTION: DO NOT VAPOR DEGREASE GRAPHITE/ARAMID EPOXY STRUCTURES WITH CHLORINATED CLEANING AGENTS SUCH AS METHYLENE CHLORIDE, TRICHLOROETHYLENE, AND TRICHLOROETHANE. CHLORINATED CLEANING AGENTS WILL CAUSE DAMAGE TO GRAPHITE/ARAMID EPOXY STRUCTURES.

DO NOT PUT PARTS IN THE SOLVENT OR LET SOLVENT STAY ON THE PARTS.

1. Clean all parts by standard industry practices and the instructions in SOPM 20-30-03.

32-12-02

CLEANING
Page 401
Jul 01/98

01.1

CHECK

- | 1. Examine all parts for defects by standard industry practices.
- | 2. Magnetic particle check (SOPM 20-20-01) -- Pin (310C, IPL Fig. 1; 303, IPL Fig. 2).
- | 3. Penetrant check (SOPM 20-20-02) -- Brackets (105, 106, IPL Fig. 1; 123, 126, IPL Fig. 2), fittings (107, 108, 235A, 240A, 301A, 305A, 957, 957A, 960, 960A, 973, 973A, 975, 975A, IPL Fig. 1; 141, 143, 216, 219, 288, 291, 875, 880, 905, 910, IPL Fig. 2), plates (315, 316, 319A, 320A, IPL Fig 1; 340, 343, 346G, 349A, IPL Fig. 2), beams (420B, 425B, IPL Fig. 1; 426B, 429B, IPL Fig. 2).
- | 4. Examine bonded assemblies for signs of delamination, internal water, scratches, and contour defects.
 - | A. Ultrasonically examine for delamination.
 - | B. Radiographically examine areas that could contain water to see how much damage there is.
 - | C. Examine the edges of the panel carefully for cuts and abrasions. Delamination starts very easily from damage to an exposed edge of the honeycomb panel.
 - | D. Refer to 767 Structural Repair Manual 52-80-02 for defect limits and repair procedures.
- | 5. Refer to Fits and Clearances section for design dimensions and wear limits.

32-12-02

CHECK

01.1

Page 501

Mar 01/05

REPAIR – GENERAL1. Content

- A. Repair, refinish and replacement procedures are included in separate repair sections as follows:

<u>P/N</u>	<u>NAME</u>	<u>REPAIR</u>
149T6927-1,-2, -11,-12,-13,-14	FORWARD HINGE FITTING ASSY	1-1
149T6927-7,-8, -17,-18, -21,-22	AFT HINGE FITTING ASSY	2-1
149T6929	CENTER HINGE BEAM ASSY	3-1
149T6944	ROLLER FITTING ASSY	4-1
149T7803	SUPPORT LINK ATTACH ASSY	5-1
273T4540	BRACKET ASSY	6-1
149T6922-9,-10	BUSHING	7-1
- - -	MISCELLANEOUS PARTS REFINISH	8-1

2. Standard Practices

- A. Refer to the following standard practices, as applicable, for details of procedures in individual repairs.

32-12-02

REPAIR-GENERAL

01.1

Page 601

Mar 01/05

20-00-00	Introduction
20-10-01	Repair and Refinish of High Strength Steel Parts
20-10-02	Machining of Alloy Steel
20-10-03	Shot Peening
20-10-04	Grinding of Chrome Plated Parts
20-10-06	Repair of Conductive Coatings
20-20-02	Penetrant Methods of Inspection
20-30-03	General Cleaning Procedures
20-41-01	Decoding Table for Boeing Finish Codes
20-42-02	Low Hydrogen Embrittlement Cadmium - Titanium Alloy Plating
20-42-03	Hard Chrome Plating
20-42-05	Bright Cadmium Plating
20-43-01	Chromic Acid Anodizing
20-44-01	Application of Abrasion Resistant Finishes
20-50-03	Bearing and Bushing Replacement
20-50-07	Lubrication
20-50-19	General Sealing
20-60-02	Finishing Materials
20-60-03	Lubricants
20-60-04	Miscellaneous Materials

32-12-02

REPAIR-GENERAL

01.1

Page 602

Jul 01/99

3. Materials

NOTE: Equivalent substitutes can be used.

- | A. Coating, conductive -- BMS 10-21, Type 3 (SOPM 20-60-02)
- | B. Coating, abrasion-resistant teflon -- BMS 10-86, Type 1 (white)
(SOPM 20-60-02)
- | C. Enamel -- BMS 10-11, Type 2 (SOPM 20-60-02)
- | D. Enamel -- BMS 10-60 (SOPM 20-60-02)
- | E. Grease -- BMS 3-33 or BMS 3-24 (SOPM 20-60-03)
- | F. Primer -- BMS 10-11, Type 1 (SOPM 20-60-02)
- | G. Primer -- BMS 10-79, Type 2 (SOPM 20-60-02)
- | H. Sealant -- BMS 5-95 (SOPM 20-60-04)

4. Dimensioning Symbols

- A. Standard True Position Dimensioning Symbols used in applicable repair procedures are shown in SOPM 20-00-00.

32-12-02

REPAIR-GENERAL

01.1

Page 603

Mar 01/05



FORWARD HINGE FITTING ASSEMBLY – REPAIR 1-1

149T6927-1, -2, -11, -12, -13, -14

NOTE: Refer to REPAIR – GENERAL for a list of applicable standard practices.

1. Bearing Replacement (950, 955, IPL Fig. 1; 870, IPL Fig. 2)

- A. Remove the old bearing.
- B. Install a replacement bearing (SOPM 20-50-03) with grease as the installation finish.
- C. Roller or anvil swage the bearing (SOPM 20-50-03).

2. Refinish

- A. Fitting (957, 957A, 960, 960A, IPL Fig. 1; 875, 880, IPL Fig. 2) -- Chromic acid anodize and apply BMS 10-11, Type 1 primer (F-18.13), but no primer in holes for bushings or lube fittings. Material: Aluminum alloy
- B. Forward hinge fitting assembly (943, 943A, 945, 945A, IPL Fig. 1; 855, 860, IPL Fig. 2) -- Apply BMS 10-60 white gloss enamel (F-14.9812, which replaces SRF-14.9812) all over, but no enamel on bearing or lube fitting.

32-12-02

REPAIR 1-1

01.1

Page 601

Mar 01/05

AFT HINGE FITTING ASSEMBLY – REPAIR 2-1

149T6927-7, -8, -17, -18, -21, -22

NOTE: Refer to REPAIR-GEN for a list of applicable standard practices.

1. Bushing Replacement (Fig. 601)

- A. Remove the old bushings.
- B. If you find defects on hole surfaces, refer to par. 2 for repair instructions.
- C. Install replacement bushings by the shrink-fit method of SOPM 20-50-03, with grease as the installation finish.
- D. Machine the bores of the bushings to design dimensions and finish.
- E. Fillet seal the bushing flanges with BMS 5-95 sealant (SOPM 20-50-19).

2. Repair (Fig. 601)

- A. Holes for bushings
 - (1) Machine as required, within repair limits, to remove defects.
 - (2) Penetrant examine (SOPM 20-20-02).
 - (3) Shot peen as indicated.
 - (4) Refinish as indicated.
 - (5) Make oversize bushings (Fig. 602) to adjust for the material removed in step (1).

32-12-02

REPAIR 2-1

01.1

Page 601

Mar 01/05

(6) Install the bushings per par. 1.

3. Refinish

- A. Fittings (973, 975 IPL Fig. 1; 905, 910, IPL Fig. 2) -- Chromic acid anodize and apply BMS 10-11, type 1 primer (F-18.13) all over, but not in holes for bushings or lube fitting. Material: Aluminum alloy.
- B. Aft hinge fitting assembly (963, 965, IPL Fig. 1; 885, 890, IPL Fig. 2) -- Apply BMS 10-60, BAC702 white gloss enamel (F-14.9812, which replaces SRF-14.9812) all over, but not on bushings or lube fitting.

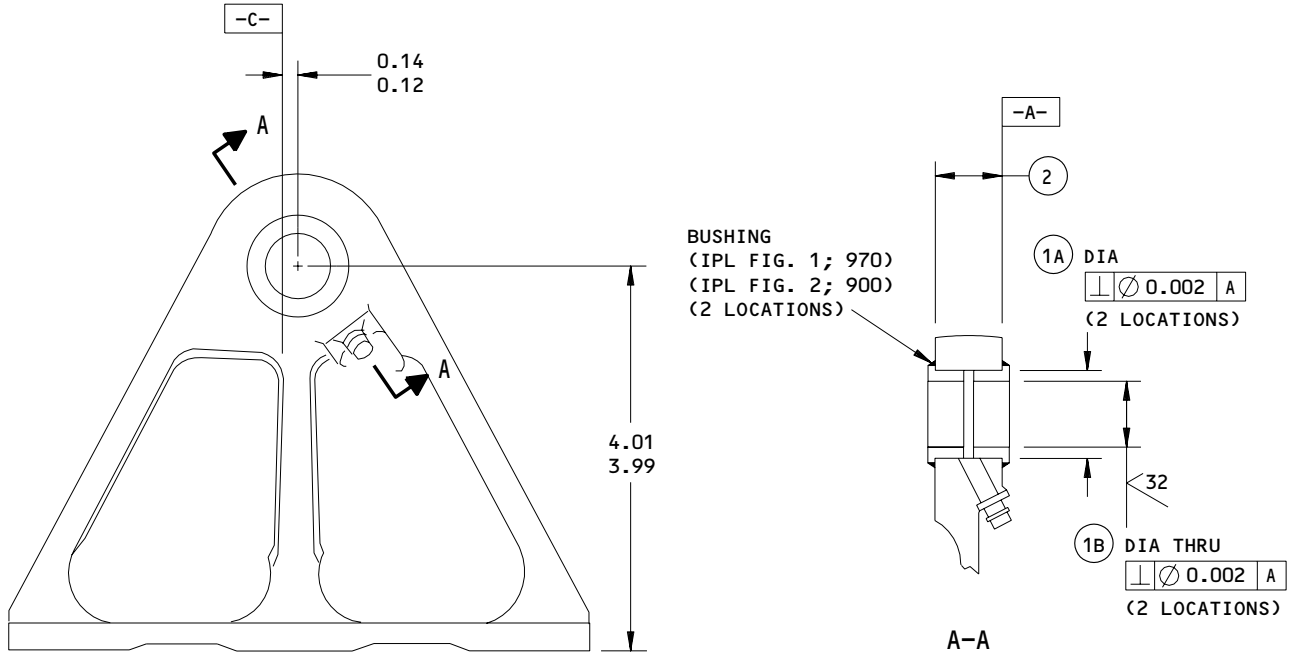
32-12-02

REPAIR 2-1

01.1

Page 602

Mar 01/05



	1A 2	1A 3	1B	2
DESIGN DIM	0.8754 0.8747	0.8752 0.8747	0.6890 0.6875	0.71 0.69
REPAIR LIMIT	0.9370 1	0.9370 1	----	----

REFINISH

CHROMIC ACID ANODIZE AND APPLY BMS 10-11 TYPE 1 PRIMER (F-18.13) BUT NO PRIMER IN HOLES FOR BUSHINGS OR LUBE FITTING

AFTER BUSHING AND LUBE FITTING INSTALLATION, APPLY BMS 10-60 ENAMEL (F-14.9812, WHICH REPLACES SRF-14.9812) BUT NOT ON BUSHINGS OR LUBE FITTINGS

- 1 LIMIT FOR INSTALLATION OF OVERSIZE BUSHING
- 2 149T6927-7,-8,-17,-18
- 3 149T6927-21,-22

REPAIR

REF 1

125 ALL MACHINED SURFACES UNLESS SHOWN DIFFERENTLY

SHOT PEEN (OPTIONAL):
 0.023-0.028 SHOT SIZE
 0.008 A2 INTENSITY

MATERIAL: AL ALLOY

ALL DIMENSIONS ARE IN INCHES

149T6927-7,-8,-17,-18,-21,-22
 Hinge Fitting Repair and Refinish
 Figure 601

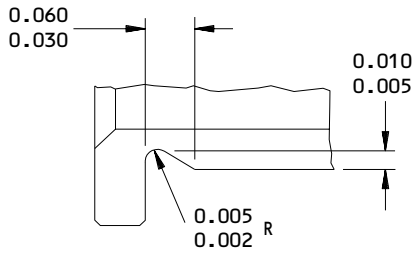
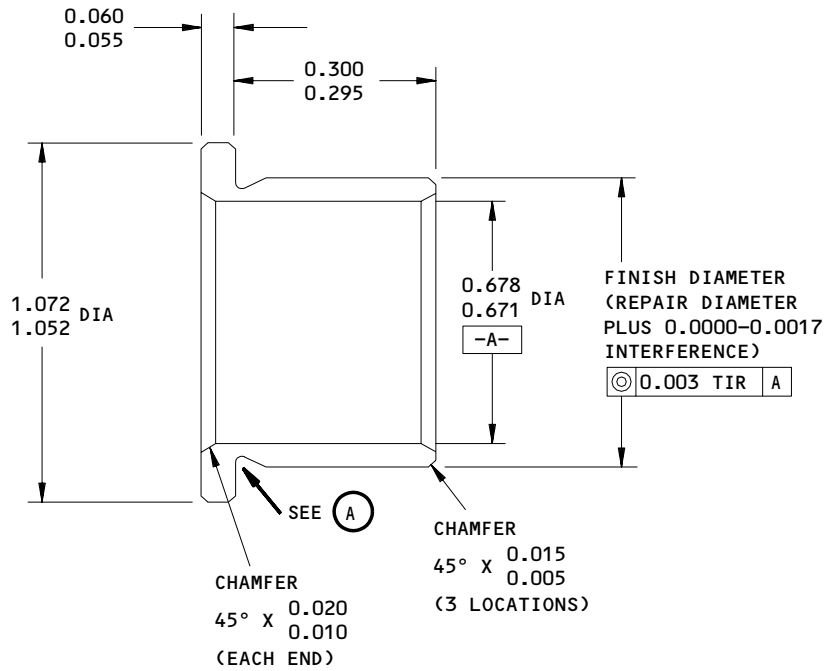
32-12-02

REPAIR 2-1

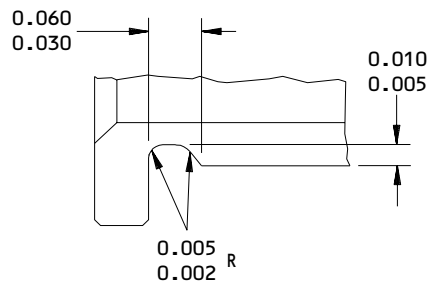
Page 603

Mar 01/05

01.1



OR



(A)

FINISH

CADMIUM PLATE (F-15.06) BUT NOT ON FLANGE FACE;
 PLATING OF BORE OPTIONAL. CHROME PLATE
 (F-15.03) THE FLANGE FACE 0.001-0.002 THICKNESS

✓ ALL MACHINED SURFACES UNLESS SHOWN
 DIFFERENTLY

MATERIAL: AL-NI-BRZ PER AMS 4640

DIMENSIONS APPLY AFTER PLATING

ALL DIMENSIONS ARE IN INCHES

HOLE LOCATION (1A) FIG. 601 - REPLACES BUSHINGS 149T6927-6,-25

Oversize Bushing Details
 Figure 602

32-12-02

REPAIR 2-1

01.1

Page 604

Mar 01/05

CENTER HINGE BEAM ASSEMBLY – REPAIR 3-1

149T6929-5, -6, -9, -10

NOTE: Refer to REPAIR – GENERAL for a list of applicable standard practices.

1. Bushing Replacement**A. Bushings (415, IPL Fig. 1; 423, IPL Fig. 2) (Fig. 601)**

- (1) Remove the old bushings.
- (2) If you find defects on the beam hole surfaces, refer to par.2. A. for repair instructions.
- (3) Install replacement bushings by the shrink-fit method (SOPM 20-50-03) with wet BMS 5-95 sealant as the installation finish.
- (4) Machine the bushings to design dimensions and finish.
- (5) Fillet seal the bushings with BMS 5-95 sealant.

B. Bushings (410A, IPL Fig. 1; 420, IPL Fig. 2) (Fig. 601)

- (1) Remove the old bushings.
- (2) If you find defects on the bore of the mating bushing, refer to par. 2.B for repair instructions.
- (3) Install replacement bushings by the shrink-fit method (SOPM 20-50-03) with wet BMS 5-95 sealant as the installation finish.
- (4) Machine the bushings to design dimensions and finish.
- (5) Fillet seal the bushings with BMS 5-95 sealant.

C. Bushing (405, IPL Fig. 1,; 417, IPL Fig. 2) (Fig. 601)

- (1) Remove the old bushings.
- (2) If you find defects on the beam hole surfaces, refer to par. 2.A for repair instructions.
- (3) Install replacement bushings by the shrink-fit method (SOPM 20-50-03) with wet BMS 5-95 sealant as the installation finish.
- (4) Machine the bushings to design dimensions and finish.

32-12-02

REPAIR 3-1

01.1

Page 601

Mar 01/05

- (5) Install replacement bushings (410A, IPL Fig. 1; 420, IPL Fig. 2) as specified in par. 1.B.(3) thru 1.B.(5).

2. Repair

A. Beam holes for bushing (Fig. 601).

- (1) Machine the beam holes as necessary, within repair limits, to remove defects.
- (2) Penetrant examine (SOPM 20-20-02).
- (3) Shot peen the beam bores as indicated.
- (4) Refinish as indicated.
- (5) Make oversize bushings (Fig. 602) to adjust for the material removed.
- (6) Install the bushings.

B. Bores of installed bushings as specified in par. 1 above.

- (1) Machine the bushing bores as necessary within repair limits to remove the defects. If more material than this must be removed from the bushing bores, remove the bushings and repair the holes as specified in par. 2.A. above.
- (2) Make oversize bushings (Fig. 602) to adjust for the material removed.
- (3) Install the bushings as specified in par. 1.B.(3) thru (5) above.

3. Refinish

A. Center hinge beam (420B, 425B, IPL Fig. 1; 426B, 429B, IPL Fig. 2) -- Chromic acid anodize and apply BMS 10-11, Type 1 primer (F-18.13) all over, but no primer in the hole for the lube fitting.
Material: Aluminum alloy.

B. Center hinge beam assembly (330B, 330C, 335B, 335C, IPL Fig. 1; 352B, 355B, IPL Fig. 2) -- Apply BMS 10-11, Type 2 enamel (F-21.03) all over, but not on bushings or lube fitting.

32-12-02

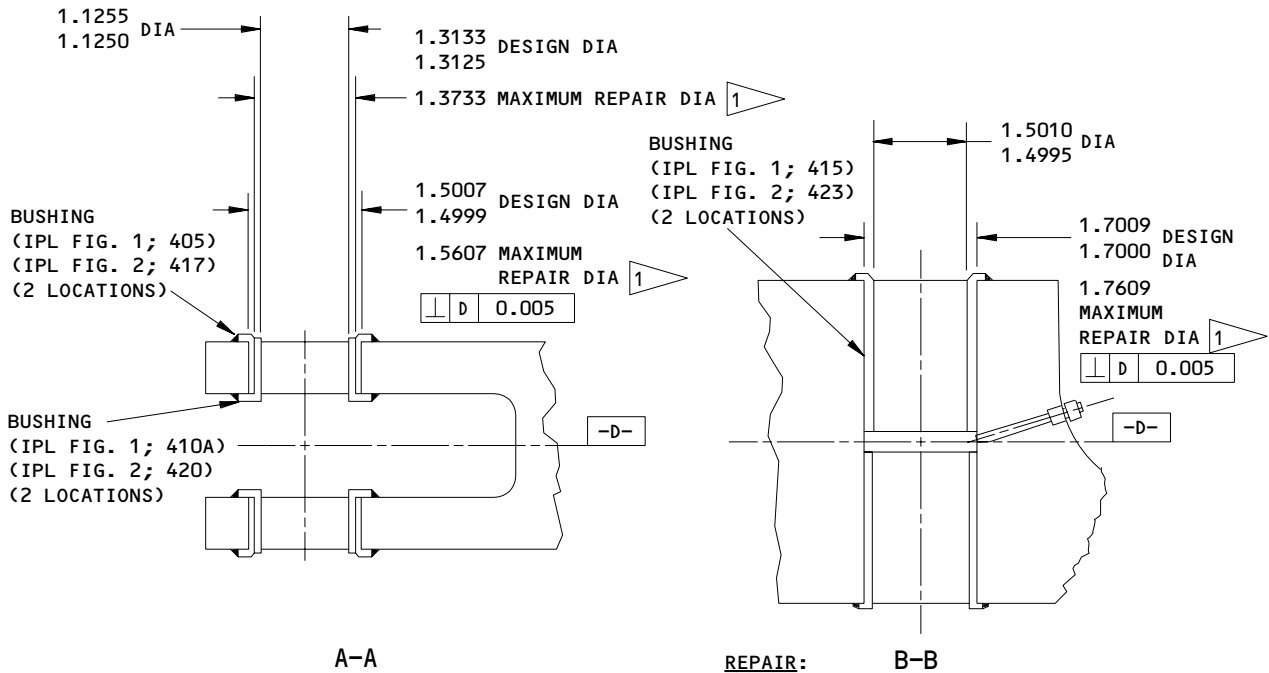
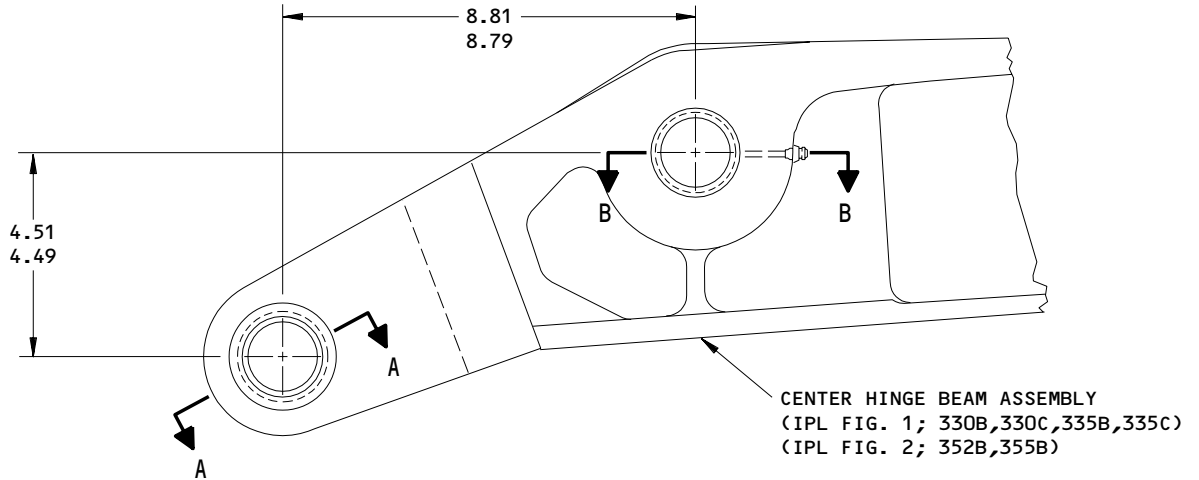
REPAIR 3-1

01.1

Page 602

Mar 01/05

BOEING
COMPONENT
MAINTENANCE MANUAL



REFINISH:
 SEE PAR. 3

1 LIMIT FOR INSTALLATION OF OVERSIZE BUSHINGS (FIG. 602)

REPAIR:

REF 1

125/ ALL MACHINED SURFACES UNLESS SHOWN DIFFERENTLY

SHOT PEEN (SOPM 20-10-03):
 0.023-0.055 SHOT SIZE
 0.010 A2 INTENSITY

MATERIAL: AL ALLOY

ALL DIMENSIONS ARE IN INCHES

149T6929-5,-6,-9,-10
 Center Hinge Beam Assembly Repair and Refinish
 Figure 601

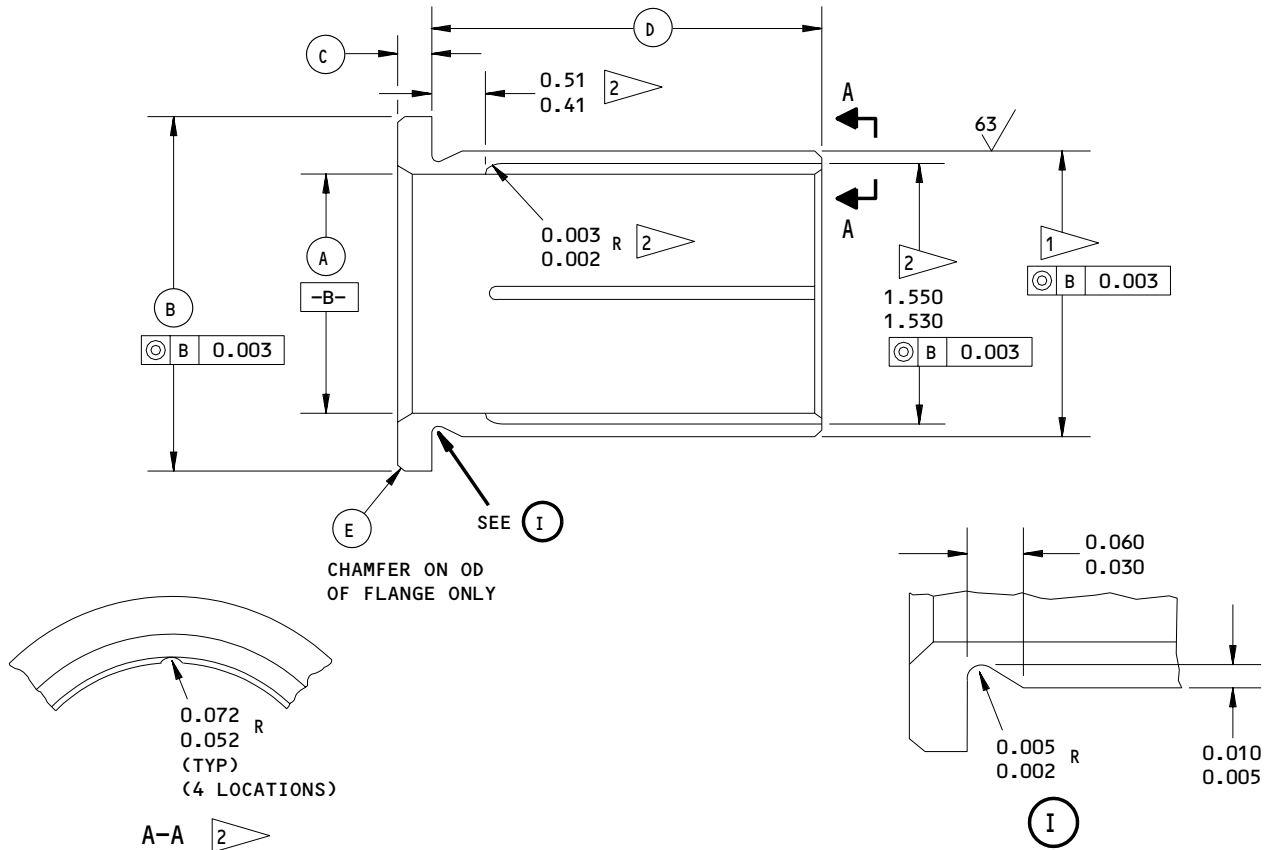
32-12-02

REPAIR 3-1

01.1

Page 603

Mar 01/05



BUSHING (REF)	(A)	(B)	(C)	(D)	(E)	MATERIAL	INTERFERENCE
IPL FIG. 1; 410A IPL FIG. 2; 420 149T6922-7	1.110 1.095	1.760 1.740	0.166 0.160	0.993 0.973	0.125 x 46° 0.105 x 44°	AL-NI-BRZ (AMS 4640)	0.0024 0.0008
IPL FIG. 1; 405 IPL FIG. 2; 417 149T6922-1	1.298 1.283	1.760 1.740	0.070 0.060	0.990 0.970	0.03 x 46° 0.01 x 44°	15-5PH CRES 180-200 KSI	0.0024 0.0008
IPL FIG. 1; 415 IPL FIG. 2; 423 149T6922-3	1.480 1.470	2.060 2.050	0.155 0.150	1.51 1.49	0.125 x 46° 0.105 x 44°	AL-NI-BRZ (AMS 4640)	0.0028 0.0010

FINISH:

CADMIUM PLATE (F-15.06) BUT NOT IN BORE

- 1 FINISH DIAMETER (REPAIR DIAMETER PLUS INTERFERENCE)
- 2 LUBRICATION CHANNEL APPLICABLE ONLY TO BUSHING (IPL FIG. 1; 415, IPL FIG. 2; 423)

125/ ALL MACHINED SURFACES UNLESS SHOWN DIFFERENTLY
 DIMENSIONS APPLY BEFORE PLATING
 ALL DIMENSIONS ARE IN INCHES

Oversize Bushing Details
 Figure 602

32-12-02

REPAIR 3-1
 Page 604
 Mar 01/05

01.1

169439

ROLLER FITTING ASSEMBLY – REPAIR 4-1

149T6944-9, -10

NOTE: Refer to REPAIR – GENERAL for a list of applicable standard practices.

1. Bushing Replacement (290A, 292A, IPL Fig. 1; 255A, 258A, IPL Fig. 2) (Fig. 601)

NOTE: As an alternative to bushing replacement, you can machine the bores of the installed bushings oversize and make oversize equivalents of mating bushings 149T6922-9, -10. See par. 2.A. below for details.

- A. Remove the old bushings.
- B. If you find defects on the fitting surfaces, refer to par. 2.B. for repair instructions.
- C. Install replacement bushings by the shrink-fit method (SOPM 20-50-03).
- D. Machine the bores of the bushings to design dimensions and finish.
- E. Fillet seal the bushing flanges with BMS 5-95 sealant (SOPM 20-50-19).

2. Repair (Fig. 601)

- A. Method 1 -- Installed Bushing (290A, 292A, IPL Fig. 1; 255A, 258A, IPL Fig. 2) Bore Oversize.

- (1) Machine the bores of the installed bushings oversize, within repair limits, to remove defects.
- (2) Make an oversize equivalent of the mating 149T6922-9 or -10 bushing (REPAIR 7-1).

32-12-02

REPAIR 4-1

01.1

Page 601

Mar 01/05

(3) Temporarily install the bushing in the mating bushing, and use string or something equivalent to hold it there.

B. Method 2 -- Lug holes

(1) Machine the lug holes as necessary, within repair limits, to remove defects.

(2) Penetrant examine (SOPM 20-20-02).

(3) Shot peen as indicated.

(4) Refinish, as specified in par. 3.A.

(5) Make oversize bushing(s) (Fig. 602) to adjust for the material removed.

(6) Install the bushings as specified in par. 1.C. thru E. above.

3. Refinish

A. Fitting (301A, 305A, IPL Fig. 1; 288, 291, IPL Fig. 2) -- Chromic acid anodize and apply BMS 10-11, Type 1 primer (F-18.13) and BMS 10-11, Type 2 white gloss enamel (F-21.03) all over, but no primer or enamel in holes for bushings or lube fittings. Material: Aluminum alloy.

32-12-02

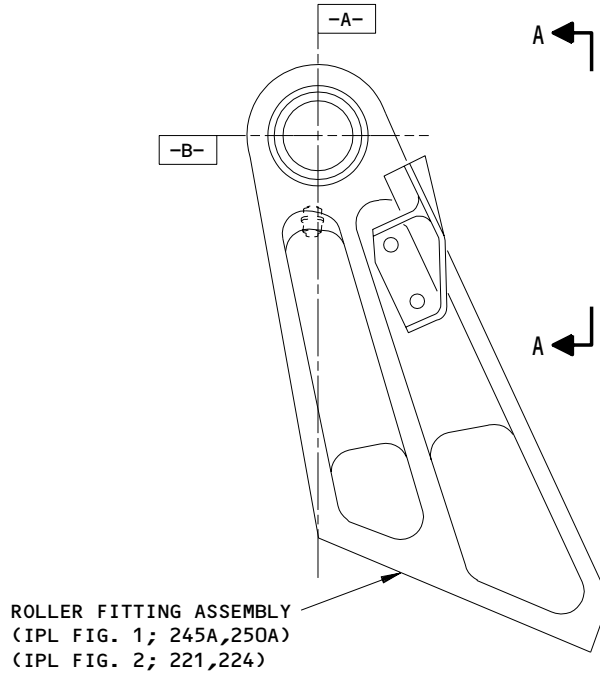
REPAIR 4-1

01.1

Page 602

Mar 01/05

BOEING
COMPONENT
MAINTENANCE MANUAL



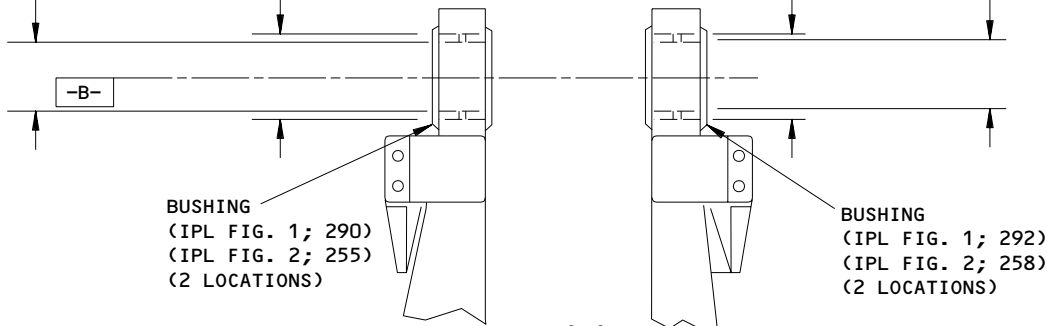
1.2510 DESIGN DIA	1.4383 DESIGN DIA	1.3758 DESIGN DIA	1.1885 DESIGN DIA
1.2495	1.4375	1.3750	1.1870
1.3110 MAXIMUM REPAIR DIA ∇ 2	1.4983 MAXIMUM REPAIR DIA ∇ 1	1.4358 MAXIMUM REPAIR DIA ∇ 1	1.2485 MAXIMUM REPAIR DIA ∇ 2

\oplus	A	B	\varnothing 0.002 (M)
			\varnothing 0.001 (S)

\oplus	A	B	\varnothing 0.002 (M)
			\varnothing 0.001 (S)

\oplus	A	B	\varnothing 0.002 (M)
			\varnothing 0.001 (S)

\oplus	A	B	\varnothing 0.002 (M)
			\varnothing 0.001 (S)



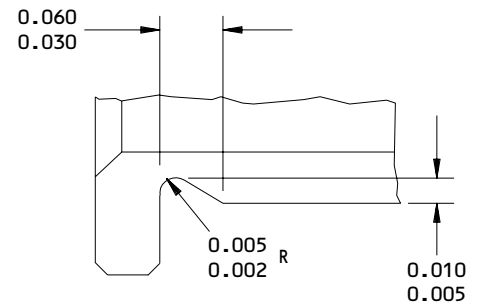
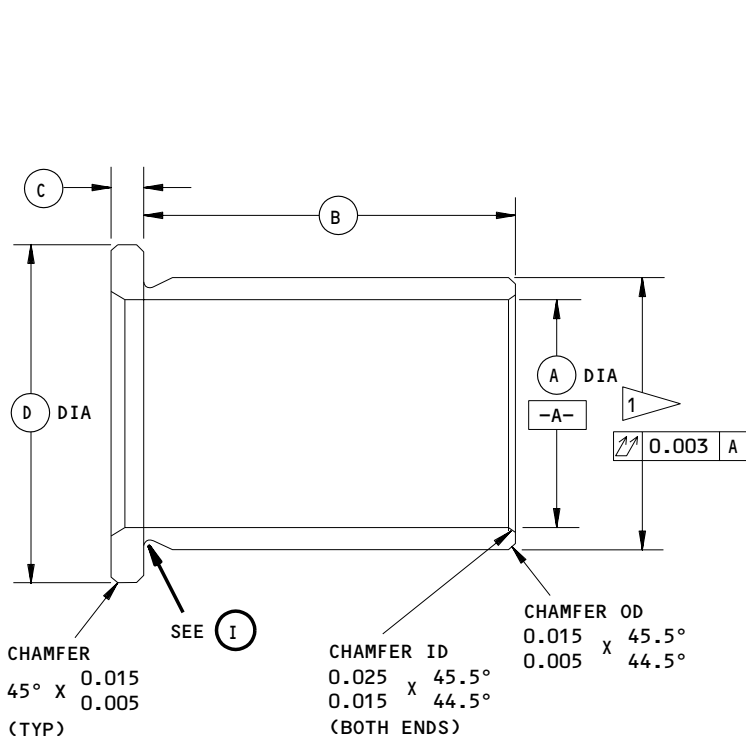
REFINISH
 SEE PAR. 3.

- ∇ 1 LIMIT FOR INSTALLATION OF OVERSIZE BUSHINGS (FIG. 602)
- ∇ 2 LIMIT FOR INSTALLATION OF OVERSIZE MATING BUSHINGS 149T6922-9,-10 (REPAIR 7-1)

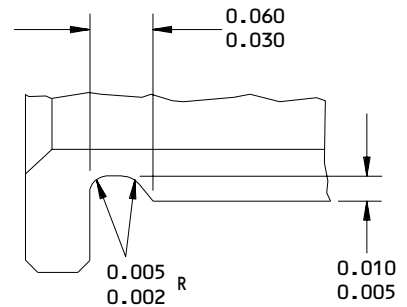
REPAIR
 REF ∇ 1 ∇ 2

125 ∇ ALL MACHINED SURFACES UNLESS SHOWN DIFFERENTLY
 SHOT PEEN (SOPM 20-10-03):
 0.023-0.055 SHOT SIZE
 0.008 A2 INTENSITY
 MATERIAL: AL ALLOY
 ALL DIMENSIONS ARE IN INCHES

149T6944-9,-10
 Roller Fitting Assembly Repair and Refinish
 Figure 601



TYPE 1



TYPE 2

(TYPE 1 OR TYPE 2 OPTIONAL)

(I)

REPLACES BUSHING	(A)	(B)	(C)	(D)	INTERFERENCE
IPL FIG. 1; 290A IPL FIG. 2; 255A BACB28AT20B035C	1.237 1.219	0.350 0.345	0.130 0.125	1.700 1.690	0.0030 0.0015
IPL FIG. 1; 292A IPL FIG. 2; 258A BACB28AT19B035C	1.175 1.156	0.350 0.345	0.124 0.119	1.620 1.610	0.0029 0.0014

FINISH:

CADMIUM PLATE (F-15.06) OR ZINC-NICKEL PLATE (F-15.40)

1 FINISH DIAMETER AFTER PLATING (REPAIR DIAMETER OF FITTING PLUS INTERFERENCE)

63/ ALL MACHINED SURFACES

MATERIAL: AL-NI-BRONZE (AMS 4640)

DIMENSIONS APPLY AFTER PLATING

ALL DIMENSIONS ARE IN INCHES

Oversize Bushing Details
 Figure 602

32-12-02

REPAIR 4-1

01.1

Page 604

Mar 01/05

SUPPORT LINK ATTACH ASSEMBLY – REPAIR 5-1

149T7803-7, -8

NOTE: Refer to REPAIR – GENERAL for a list of applicable standard practices.

1. Bushing Replacement (225, 230, IPL Fig. 1; 210, 213, IPL Fig. 2) (Fig. 601)

NOTE: As an alternative to replacement of bushing (230, IPL Fig. 1; 213, IPL Fig. 2), you can machine the bores of the installed bushings oversize and make an oversize equivalent of the mating bushing. See par.2.A. below for details.

A. Remove the old bushings.

B. If you find defects on the link hole surfaces, refer to par. 2.B. for repair instructions.

C. Install replacement bushings by the press-fit method (SOPM 20-50-03) with wet BMS 5-95 sealant as the installation finish.

D. Machine the bore of the bushings to design dimensions shown and finish (Fig. 601). Be sure to break sharp edges of the machined holes 0.01-0.02 inch.

E. Fillet seal the flanges of the bushings with BMS 5-95 sealant (SOPM 20-50-19).

2. Repair

A. Bushing (230, IPL Fig. 1; 213, IPL Fig. 2) inside diameter (Fig. 601).

(1) Machine the bore of the installed bushing, within repair limits, to remove defects.

32-12-02

REPAIR 5-1

01.1

Page 601

Mar 01/05

(2) Make an oversize equivalent of bushing BACB28AK12-066 (CMM 32-12-05, REPAIR 9-1).

(3) We recommend you identify the support link attach assembly and the mating CMM 32-12-05 bushing as a matched set.

B. Lug holes (Fig. 601)

(1) Machine the lug holes as necessary, within repair limits, to remove defects.

(2) Penetrant examine (SOPM 20-20-02).

(3) Shot peen bore(s) as indicated.

(4) Refinish as indicated (par. 3).

(5) Make oversize bushings (Fig. 602) to adjust for the material removed.

(6) Install the bushings as specified in par. 1.C. thru E. above.

3. Refinish

A. Fitting (235A, 240A, IPL Fig. 1; 216, 219, IPL Fig. 2) -- Chromic acid anodize and apply BMS 10-11, Type 1 primer (F-18.13) and BMS 10-11, Type 2 BAC702 white enamel (F-21.03) all over, but no primer or enamel in bushing holes. Material: Aluminum alloy.

B. Attach assembly (200A, 205A, IPL Fig. 1; 195, 198, IPL Fig. 2) -- Chemical treat bare areas and apply BMS 10-11, Type 1 yellow primer and BMS 10-11, Type 2 BAC702 white enamel (F-21.12).

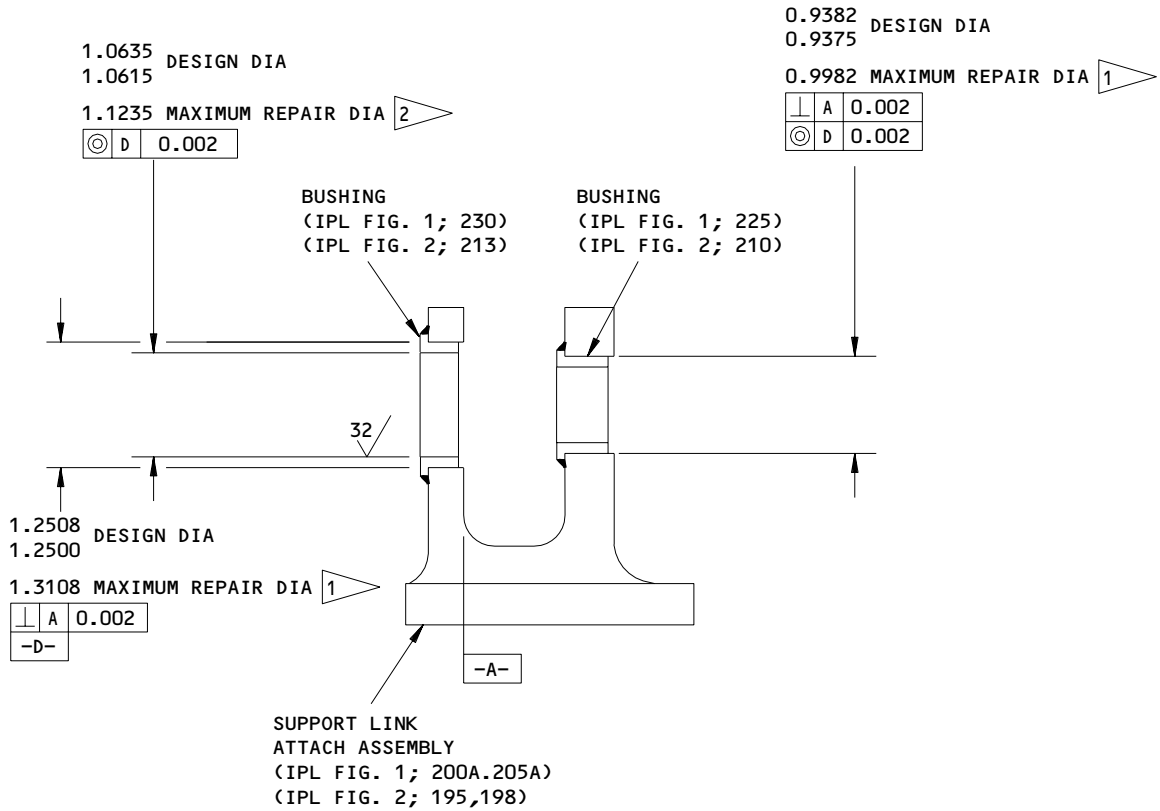
32-12-02

REPAIR 5-1

01.1

Page 602

Mar 01/05



REFINISH

SEE PAR 3.A.

- 1 LIMIT FOR INSTALLATION OF OVERSIZE BUSHING (FIG. 602)
- 2 LIMIT FOR INSTALLATION OF OVERSIZE BUSHING (CMM 32-12-05 REPAIR 9-1)

REPAIR

REF 1 2

125/ ALL MACHINED SURFACES UNLESS SHOWN DIFFERENTLY

SHOT PEEN (SOPM 20-10-03):
 0.023-0.055 SHOT SIZE
 0.014 A2 INTENSITY

MATERIAL: AL ALLOY

ALL DIMENSIONS ARE IN INCHES

149T7803-7,-8
 Support Link Attach Assembly Repair and Refinish
 Figure 601

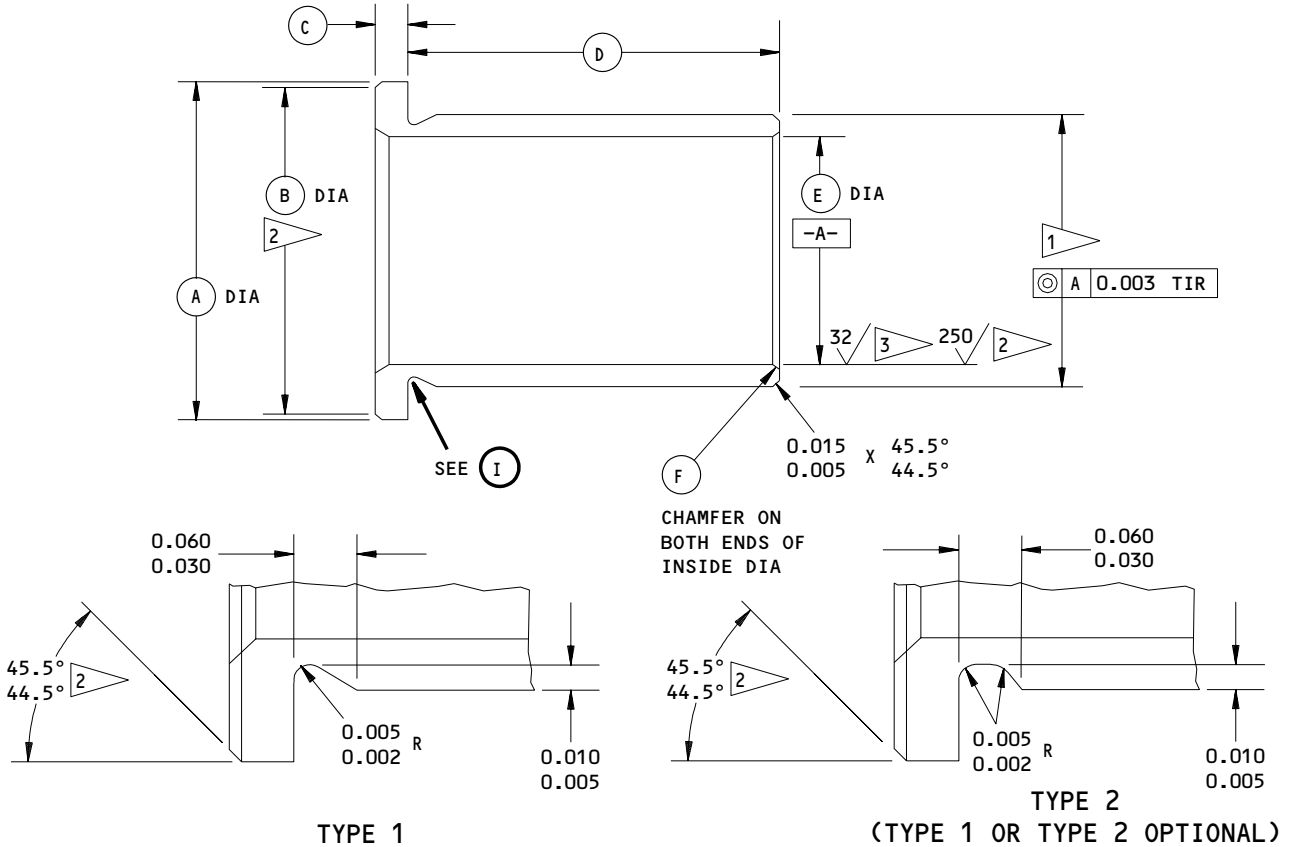
32-12-02

REPAIR 5-1

01.1

Page 603

Mar 01/05



REPLACES BUSHING	(A)	(B)	(C)	(D)	(E)	(F)	MATERIAL	FINISH	INTERFERENCE
IPL FIG. 1; 230 IPL FIG. 2; 213 BACB28AM17B035A	1.470 1.460	1.310 1.300	0.111 0.106	0.355 0.350	1.051 1.031	0.025 x 45.5° 0.015 x 44.5°	AL-NI-BRZ (AMS 4640)	4	0.0024 0.0008
IPL FIG. 1; 225 IPL FIG. 2; 210 BACB28X12C047	1.135 1.115	---	0.062 0.057	0.470 0.465	0.7515 0.7500	0.020 x 45.5° 0.010 x 44.5°	17-4PH CRES Rc 40-43	5	0.0018 0.0001

FINISH: NO FINISH

- 1 FINISH DIAMETER (REPAIR DIAMETER PLUS INTERFERENCE)
- 2 BUSHING (IPL FIG. 1; 230), (IPL FIG. 2; 213)
- 3 BUSHING (IPL FIG. 1; 225), (IPL FIG. 2; 210)
- 4 CADMIUM PLATE (F-15.06) (OPT IN ID)
- 5 PASSIVATE (F-17.25)

63/ ALL MACHINED SURFACES UNLESS SHOWN DIFFERENTLY

DIMENSIONS APPLY AFTER PLATING
 ALL DIMENSIONS ARE IN INCHES

Oversize Bushing Details
 Figure 602

32-12-02

REPAIR 5-1

01.1

Page 604

Mar 01/05

BRACKET ASSEMBLY - REPAIR 6-1

273T4540-1, -2

NOTE: Refer to REPAIR - GENERAL for a list of applicable standard practices.

1. Bushing Replacement (103, 104, IPL Fig. 1; 117, 120, IPL Fig. 2)

A. Remove the old bushings.

B. Install replacement bushing by the press-fit method (SOPM 20-50-03) with wet BMS 5-95 sealant as the installation finish.

C. Fillet seal the bushings flanges with BMS 5-95 sealant.

2. Refinish

A. Bracket (105, 106, IPL Fig. 1; 123, 126, IPL Fig. 2) -- Chromic acid anodize and apply BMS 10-11, Type 1 primer (F-18.13) and BMS 10-11, Type 2 white gloss enamel (F-21.03) all over, but no primer or enamel on bushings. Material: Aluminum alloy.

32-12-02

REPAIR 6-1

01.1

Page 601

Mar 01/05

BUSHING – REPAIR 7-1

149T6922-9, -10

NOTE: Refer to REPAIR – GENERAL for a list of applicable standard practices.

1. Repair

A. Repair is only replacement of the original finish. Refer to Refinish instructions for details.

2. Oversize Repair Bushing (Fig. 601)

A. If you machined the bores of the installed bushings in the 149T6944-series roller fitting (REPAIR 4-1), make an oversize equivalent of the mating 149T6922-9 or -10 bushing, as shown.

B. We recommend that you identify these bushings and the roller fitting as a matched set.

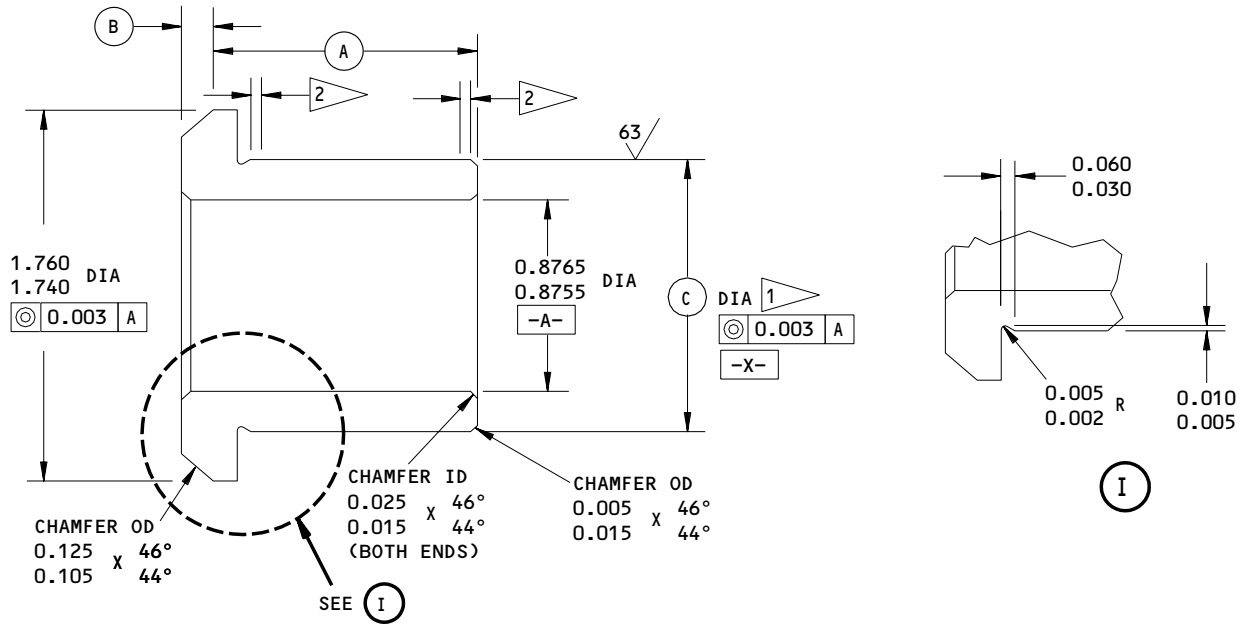
32-12-02

REPAIR 7-1

01.1

Page 601

Mar 01/05



BUSHING	(A)	(B)	(C)	CLEARANCE
IPL FIG. 1; 306A IPL FIG. 2; 314 149T6922-9	1.10 1.08	0.353 0.348	1.1860 1.1855	0.0030 0.0010
IPL FIG. 1; 307A IPL FIG. 2; 317 149T6722-10	1.12 1.10	0.253 0.248	1.2485 1.2475	0.0035 0.0010

FINISH: CHROME PLATE (F-15.03) DIAMETER -X-,
 0.001-0.002 THICK WITH CHROME PLATE
 RUNOUTS AS SHOWN BY 2. PASSIVATE
 (F-17.25, WHICH REPLACES F-17.09)
 OTHER SURFACES

- 1 IF YOU MACHINED THE BORES OF INSTALLED BUSHINGS IN ROLLER FITTING 149T6944 (REPAIR 4-1), MAKE OVERSIZE EQUIVALENT OF THE MATING 149T6922-9,-10 RUSHING WITH OD INCREASED TO GIVE THE CLEARANCE SHOWN WITH THE LUG BUSHINGS
- 2 0.00-0.06 WIDE CHROME PLATE RUNOUT AREA
- 3 DIMENSIONS AFTER PLATING

REPAIR

125/ ALL MACHINED SURFACES UNLESS SHOWN DIFFERENTLY

MATERIAL: 15-5PH CRES,
 180-200 KSI

ALL DIMENSIONS APPLY BEFORE PLATING UNLESS SHOWN DIFFERENTLY

ALL DIMENSIONS ARE IN INCHES

149T6922-9,-10
 Bushing Repair and Refinish
 Figure 601

32-12-02

REPAIR 7-1

Page 602

Mar 01/05

01.1

MISCELLANEOUS PARTS REFINISH - REPAIR 8-1

1. Repair of these parts is only replacement of the original finish. Refer to REPAIR-GENERAL for a list of applicable standard practices.

IPL FIG. & ITEM	MATERIAL	FINISH
<u>Fig. 1</u>		
Door assembly (1,1A,3,3A)		<u>Exterior only</u> - Apply BMS 10-11, type 2 gloss enamel, BAC707 gray (F-19.39-707).
Fittings (107, 108), intercostal (170), retainers (545,730A,733A, 753A,755A,785A, 785B,785C,790G, 790H,790J,910)	Al alloy	Chromic acid anodize and apply BMS 10-11, type 1 primer (F-18.13) and BMS 10-11, type 2 enamel, BAC702 white (F-21.03).
Bar assembly (145)		Apply BMS 10-11, type 1 yellow primer and BMS 10-11, type 2 enamel, BAC702 white gloss (F-21.12).
Channel (180), plates (435A,450A, 475A,490A,495A, 505A,510A,994, 994C,994F,994J, 994M), retainers (565J,570A,628, 628G,630A), depressors (600, 605,655,680,685, 707,710B,805A,820, 835,850,865A,880A, 882A,895,896)	Al alloy	Chemical treat and apply BMS 10-11, type 1 primer (F-18.06) and white BMS 10-11, type 2 enamel (F-21.03).

Refinish Details
 Figure 601 (Sheet 1)

32-12-02

REPAIR 8-1

01.1

Page 601

Jul 01/99

IPL FIG. & ITEM	MATERIAL	FINISH
Bar (195)	Al alloy	Chemical treat and apply BMS 10-11, type 1 primer (F-18.06) and white BMS 10-11, type 2 enamel (F-21.03) unless shown by Fig. 602. Apply BMS 10-86, type 1 abrasion-resistant teflon coating (F-14.9624, which replaces SRF-14.9624) as shown in Fig. 602.
Target assembly (293A,294A)		Apply BMS 10-60, BAC702 white gloss enamel (F-14.9812, which replaces SRF-14.9812) all over.
Targets (296A, 296G)	4130 steel	Cadmium plate and apply BMS 10-11, type 1 primer (F-16.01) all over.
Brackets (299B, 300B)	Al alloy	Chromic acid or sulfuric acid anodize (F-17.05). Apply BMS 10-11, type 1 primer (F-20.02) all over.
Pin (310C)	4330M steel 220-240 ksi	See Fig. 603.
Plates (315,316, 319A,320A)	Al alloy	Chromic acid anodize and apply BMS 10-11, type 1 primer (F-18.13). Apply BMS 10-60 white gloss enamel (SRF-14.9812) or white BMS 10-11, type 2 enamel (F-21.03) but not on serrations.
Filler (337,338)	Al alloy	Chromic acid anodize and apply BMS 10-11, type 1 primer (F-18.13) all over.

Refinish Details
 Figure 601 (Sheet 2)

32-12-02

REPAIR 8-1

01.1 Page 602

Mar 01/05


BOEING
 COMPONENT
 MAINTENANCE MANUAL

IPL FIG. & ITEM	MATERIAL	FINISH
Panels (425K,426)	Fiberglass	<u>Exterior</u> - Prepare the surface (SRF-14.672). Apply BMS 10-21 conductive coating (F-14.685, which replaces SRF-14.68), then apply BMS 10-79, type 1 primer (F-19.47). <u>Interior</u> - Apply no finish.
Angle (568A, 751A, 752G)	Fiberglass	Prepare the surface (SRF-14.672). Apply BMS 10-21 conductive coating (F-14.685, which replaces SRF-14.68). Apply BMS 10-79, type 2 primer (F-19.46).
Plates (425M,426G, 427,474)	Al alloy	Chromic acid anodize (F-17.04). Apply BMS 10-79, type 1 primer (F-19.47) all over.
Plates (430A,455A, 460A,465A,480A)	Al alloy	Chemical treat and apply BMS 10-11, type 1 primer (F-18.06) and BMS 10-11, type 2 enamel, BAC702 white gloss (SRF-14.905-702) all over.
Bonded assembly (996,996A,997, 997A)	Kevlar or graphite fabric prepreg over Nomex core	<u>Exterior</u> - Prepare the surface (SRF-14.672). Apply BMS 10-21 conductive coating (F-14.685, which replaces SRF-14.68), then apply BMS 10-79, type 1 primer (F-19.46).
Plates (985,990)	Al alloy	Chemical treat and apply BMS 10-11, type 1 primer (F-18.06) and BMS 10-86, type 1 white abrasion-resistant teflon coating (F-14.9624, which replaces SRF-14.9624).

Refinish Details
 Figure 601 (Sheet 3)

32-12-02

REPAIR 8-1

01.1

Page 603

Mar 01/05

IPL FIG. & ITEM	MATERIAL	FINISH
<p><u>Fig. 2</u></p> <p>Door assembly (1,3)</p> <p>Fittings (141, 143), intercostal (183), retainers (510,690,693,717A, 720A,726,729,732, 735,741,744,831)</p> <p>Bar assembly (165)</p> <p>Channel (189), plates (441,450, 465,474,477,483, 484,951,952,953, 954,955), retainers (522B, 555,609,612,630A), depressors (573, 576,645,657,660, 670,672A,756,765, 774,783,792,801, 804,813,816)</p> <p>Bar (192)</p>	<p>Al alloy</p> <p>Al alloy</p> <p>Al alloy</p>	<p><u>Exterior</u> - Apply BMS 10-11 type 2 enamel, BAC707 gray gloss (F-19.39-707).</p> <p>Chromic acid anodize and apply BMS 10-11, type 1 primer (F-18.13). Apply BMS 10-11, type 2 enamel, BAC702 white gloss (F-21.03) all over.</p> <p>Apply BMS 10-11, type 1 yellow primer and white BMS 10-11, type 2 enamel (F-21.12).</p> <p>Chemical treat and apply BMS 10-11, type 1 primer (F-18.06). Apply BMS 10-11, type 2 white enamel (F-21.03) all over.</p> <p>Chemical treat and apply BMS 10-11, type 1 primer (F-18.06). Apply BMS 10-11, type 2 white enamel (F-21.03) unless shown by Fig. 602. Apply BMS 10-86, type 1 abrasion-resistant white teflon coating (F-14.9624, which replaces SRF-14.9624) as shown in Fig. 602.</p>

Refinish Details
Figure 601 (Sheet 4)

32-12-02

REPAIR 8-1

01.1

Page 604

Mar 01/05


BOEING
 COMPONENT
 MAINTENANCE MANUAL

IPL FIG. & ITEM	MATERIAL	FINISH
Target assembly (261,264)		Apply BMS 10-60, BAC702 white gloss enamel (F-14.9812, which replaces SRF-14.9812) all over.
Targets (273,276)	4130 steel	Cadmium plate and apply BMS 10-11, type 1 primer (F-16.01) all over.
Brackets (279,282)	Al alloy	Chromic acid or sulfuric acid anodize (F-17.05). Apply BMS 10-11, type 1 primer (F-20.02) all over.
Pin (303)	4330M steel 220-240 ksi	See Fig. 603.
Plates (340,343, 346G,349A)	Al alloy	Chromic acid anodize and apply BMS 10-11, type 1 primer (F-18.13). Apply BMS 10-60, white gloss enamel (F-14.9812, which replaces SRF-14.9812) or BMS 10-11, type 2 white enamel (F-21.03) but not on serrations.
Filler (408,411)	Al alloy	Chromic acid anodize and apply BMS 10-11, type 1 primer (F-18.13) all over.

Refinish Details
 Figure 601 (Sheet 5)

32-12-02

REPAIR 8-1

01.1

Page 605

Mar 01/05

IPL FIG. & ITEM	MATERIAL	FINISH
Panels (432N,433)	Fiberglass	<u>Exterior</u> - Prepare the surface (SRF-14.672). Apply BMS 10-21 conductive coating (F-14.685, which replaces SRF-14.68), then apply BMS 10-79, type 1 primer (F-19.47). <u>Interior</u> - Apply no finish.
Angle (537,540,699A,702A)	Fiberglass	Prepare the surface (SRF-14.672). Apply BMS 10-21 conductive coating (F-14.685, which replaces SRF-14.68). Apply BMS 10-79, type 2 primer (F-19.46).
Plates (433G,433N,434G,434P)	Al alloy	Chromic acid anodize (F-17.04). Apply BMS 10-79, type 1 primer (F-19.47) all over.
Plates (438,447,456,459,468)	Al alloy	Chemical treat and apply BMS 10-11, type 1 primer (F-18.06). Apply BMS 10-11, type 2 white enamel (F-21.28.702, which replaces SRF-14.905-702) all over.
Bonded assembly (957,957A,959,959A)	Kevlar or graphite fabric prepreg over Nomex core	<u>Exterior</u> - Prepare the surface (SRF-14.672). Apply BMS 10-21 conductive coating (F-14.685, which replaces SRF-14.68), then apply BMS 10-79, type 1 primer (F-19.46).
Panel assembly (915,920)	Al skin over urethane core	Apply BMS 10-11, type 1 primer (F-20.02) and BMS 10-86, type 1 white abrasion-resistant teflon coating (F-14.9624, which replaces SRF-14.9624) to exterior surface and edges only.

Refinish Details
 Figure 601 (Sheet 6)

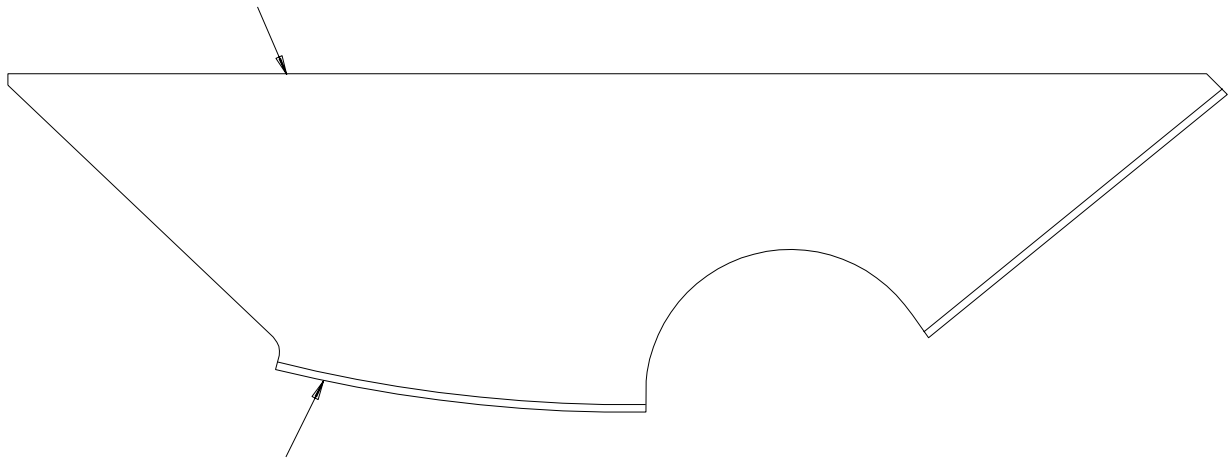
32-12-02

REPAIR 8-1

01.1 Page 606

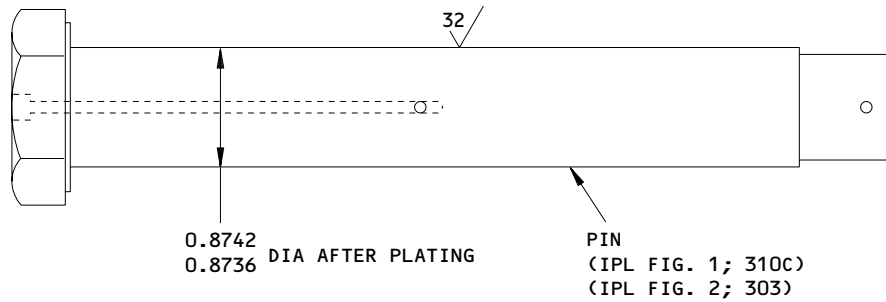
Mar 01/05

OMIT ENAMEL; APPLY TEFLON
 COATING TO THIS SURFACE ONLY



BAR (195, IPL FIG. 1;
 192, IPL FIG. 2)

149T6941-2
 Bar Refinish
 Figure 602



145225

REFINISH

CADMIUM-TITANIUM PLATE, (F-15.01) ON EXTERIOR SURFACES. WIPE THE PLATING WITH BMS 10-11, TYPE 1 PRIMER (F-19.45)

REPAIR

(SAME AS REFINISH)

125 ✓ ALL MACHINED SURFACES UNLESS SHOWN DIFFERENTLY

MATERIAL: 4330M STEEL, 220-240 KSI

ALL DIMENSIONS ARE IN INCHES

149T6986-8
 Pin Refinish
 Figure 603

143815

32-12-02

REPAIR 8-1

Page 607

Mar 01/05

01.1

ASSEMBLY1. Materials

NOTE: Equivalent substitutes can be used.

- | A. Adhesive (SOPM 20-50-12)
 - (1) Type 44
 - (2) Type 60
 - (3) Type 68
 - (4) Type 70
 - (5) Type 89
- | B. Aero-smoother -- DC 93-006 (SOPM 20-60-04)
- | C. Compound, potting -- BMS 5-28, type 7 (SOPM 20-60-04)
- | D. Enamel (SOPM 20-60-02)
 - (1) BMS 10-60, BAC102 red gloss
 - (2) BMS 10-60, BAC702 white gloss
- | E. Grease -- BMS 3-33 or MIL-G-23827 (SOPM 20-60-03)
- | F. Lockwire -- MS20995C32 (SOPM 20-60-04)
- | G. Primer -- BMS 10-11, type 1 (SOPM 20-60-02)

32-12-02ASSEMBLY
Page 701
Mar 01/05

01.1

- H. Sealant -- BMS 5-45 (Replaces BMS 5-26) (SOPM 20-60-04)
- I. Sealant -- BMS 5-95 (SOPM 20-60-04)
- J. Shim, castable nonmetallic -- BMS 5-109A, type 2, class 2, grade A
(SOPM 20-60-04)
- K. Solvents -- Series 92 (SOPM 20-30-92)
- L. Clear protective coating -- Type 41 (SOPM 20-60-02)

2. Assembly

- A. Use standard industry practices and these steps.
- B. Assemble target assemblies (293A, 294A, IPL Fig. 1; 261, 264, IPL Fig. 2). Fay seal bracket (299B, 300B, IPL Fig. 1; 279, 282, IPL Fig. 2) to target (296A, 296G, IPL Fig. 1; 273, 276, IPL Fig. 2) with BMS 5-95 sealant.
- C. Assemble roller fitting assemblies (245A, 250A, IPL Fig. 1; 221, 224, IPL Fig. 2). Bond the indicated rub strips and targets to their fittings with Type 70 adhesive (SOPM 20-50-12). Be sure to remove the gloss from the paint before you apply the adhesive. After the adhesive is cured, seal the bond lines with BMS 10-60 white gloss enamel (F-14.9812).
 - (1) Bond rub strips (300H, IPL Fig. 1; 285A, IPL Fig. 2) to fitting (301A, 305A, IPL Fig. 1; 288, 291, IPL Fig. 2).
 - (2) Bond target assemblies (293A, 294A, IPL Fig. 1; 261, 264, IPL Fig. 2) to the fitting.
- D. Assemble main landing gear door assembly (1, 1A, 3, 3A, IPL Fig. 1).
 - (1) Assemble and install seal installation (536, 536A, 538, 538A, IPL Fig. 1; 493, 493L, 494, 494L, IPL Fig. 2).
 - (a) Install the following and fay surface seal the mating surfaces and fasteners with BMS 5-95 sealant (SOPM 20-50-19):
 - 1) Depressors (600, 605, 655, 680, 805A, 820, 835, 850, 865A, 880A, 882A, 895, 896, IPL Fig. 1; 573, 576, 645, 657, 756, 765, 774, 783, 792, 801, 804, 813, 816, IPL Fig. 2).

32-12-02

ASSEMBLY
Page 702
Mar 01/05

01.1

**BOEING**
COMPONENT
MAINTENANCE MANUAL

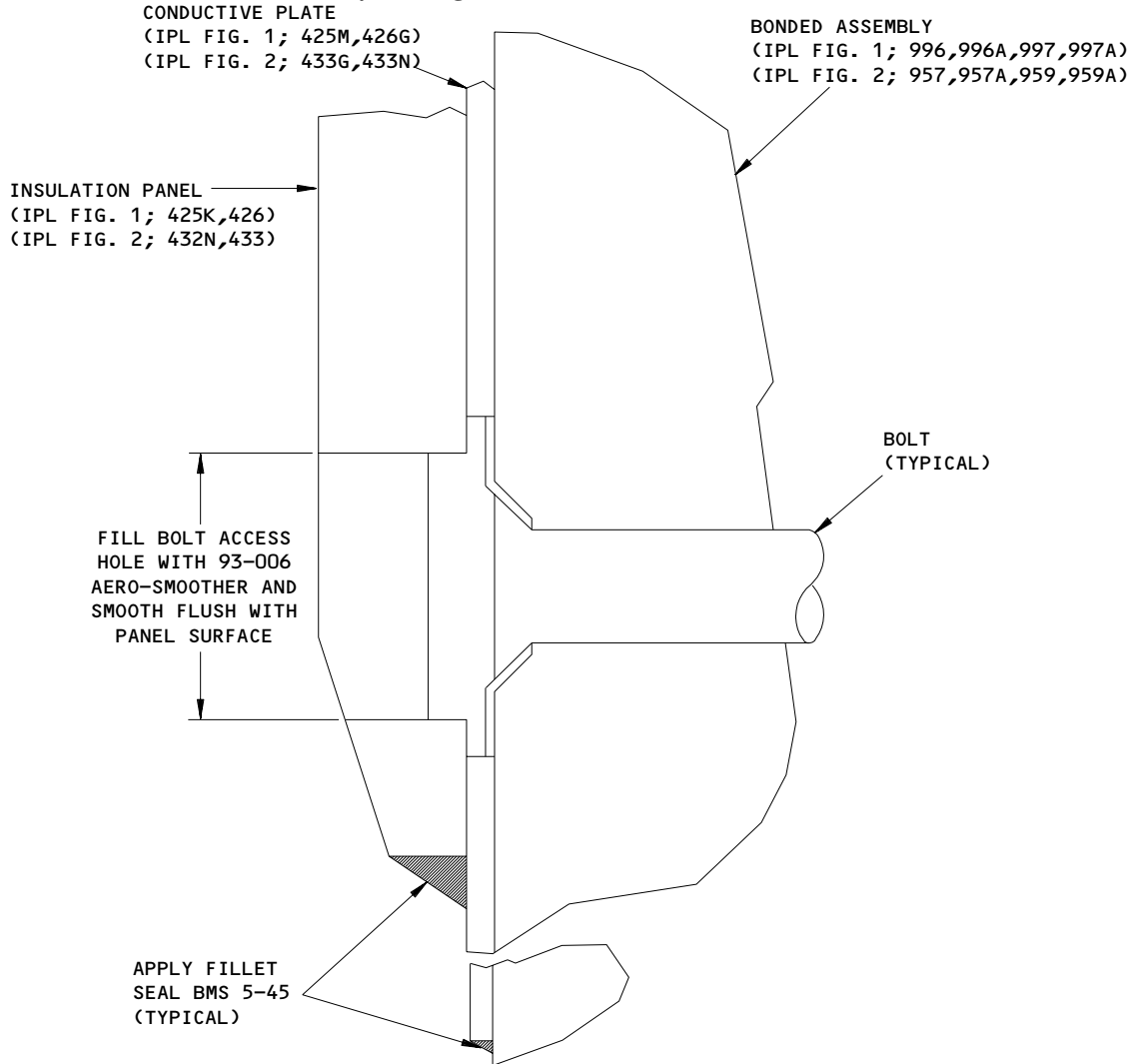
- 2) Retainers (753A, 755A, 910, IPL Fig. 1; 717A, 720A, 831, IPL Fig. 2).
- (b) Apply a faying surface seal of BMS 5-95 sealant (SOPM 20-50-19) to all the mating surface of the erosion plates and the edge potting, then install erosion plates (994 thru 994M, IPL Fig. 1; 951 thru 955, IPL Fig. 2).
- (c) Apply a fillet seal of BMS 5-45 sealant in the gap between the plates.
- (d) Install retainers (785A thru 785C, 790G thru 790J, IPL Fig. 1; 726 thru 744, IPL Fig. 2). Apply faying surface sealant BMS 5-95 (SOPM 20-50-19) to all the mating surface of retainers and inserts (527, IPL Fig. 1; 845, IPL Fig. 2).
- (2) Install erosion plates (430A thru 465A, 475A thru 510A, IPL Fig. 1; 438 thru 484, IPL Fig. 2). Apply faying surface sealant BMS 5-95 (SOPM 20-50-19) to all the mating surface. Fillet seal erosion plate fasteners on right-hand doors only (3, 3A) with BMS 5-45 sealant.
- (3) Clean the mating surfaces with a Series 92 solvent, then install erosion plates (427, 474, IPL Fig. 1; 434G, 434P, IPL Fig. 2) with BMS 5-45 sealant as an adhesive (SOPM 20-50-12, Type 44). Make the adhesive layer 0.005-0.010 inch thick.
- (4) Install insulation panels (425K, 426, IPL Fig. 1; 432N, 433, IPL Fig. 2) and conductive plates (425M, 426G, IPL Fig. 1; 433G, 433N, IPL Fig. 2).

CAUTION: WHEN YOU SAND THE DOOR, BE CAREFUL NOT TO CUT OR BREAK THE DOOR PANEL FIBERS.

- (a) To prepare the door for conductive plates, mask or sand off the conductive coating and the primer from the bond area per SOPM 20-30-03. Do this preparation out from the edge of the fillet seal area (approximately 0.50 inch from each plate edge).

32-12-02ASSEMBLY
01.1 Page 703
Mar 01/05

- (b) Install the conductive plates and the insulation panels. Bond the panels with Type 94 adhesive (SOPM 20-50-12). Make the adhesive layer 0.005-0.010 inch thick. Fillet seal conductive plates and insulation panels with the adhesive.
- (c) Fill the open gap (approximately 0.05 inch) between conductive plates (425M, 426G, IPL Fig. 1; 433G, 433N, IPL Fig. 2) and erosion plates (427, 474, IPL Fig. 1; 434G, 434P, IPL Fig. 2) flush with surface with BMS 5-45 sealant.
- (d) Fill the bolt-access holes in insulation panels with 93-006 aerosmoother per Fig. 701.



**Aero-Smoother Application
 Figure 701**

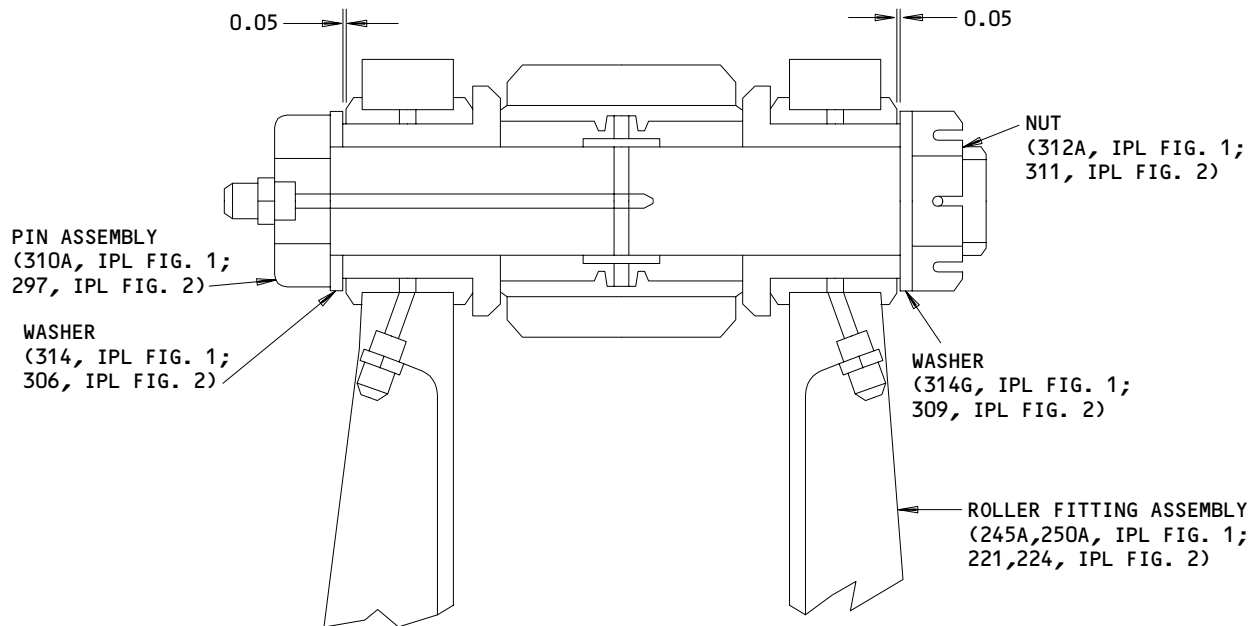
**BOEING**
COMPONENT
MAINTENANCE MANUAL

- (5) Install wear plate (985, 990, IPL Fig. 1) and apply faying surface seal with BMS 5-95 sealant (SOPM 20-50-19) over all of the mating surfaces.-
- (6) Install thermal panels (915, 920, 935, IPL Fig. 2); bond panels per 20-50-12, type 68. Make the adhesive layer 0.01-0.05 inch thick. Install the fasteners with wet Type 68 adhesive (SOPM 20-50-12).
- (7) Install center hinge beam assembly (330B, 330C, 335B, 335C, IPL Fig. 1; 352B, 355B, IPL Fig. 2).
 - (a) Apply castable nonmetallic shim EA934A (SOPM 20-50-15). Shim to a maximum thickness of 0.125 inch.
 - (b) Install attaching fasteners for center hinge beam assembly through bonded assembly (996, 996A, 997, 997A, IPL Fig. 1; 957, 957A, 959, 959A, IPL Fig. 2) with BMS 5-28, type 7 potting compound.
 - (c) Tighten nuts (365, 367, IPL Fig. 1; 373, 376, IPL Fig. 2) to 60-95 pound-inches.
 - (d) Tighten nuts (395, 397, IPL Fig. 1; 403, 405, IPL Fig. 2) to 95-160 pound-inches.
- (8) Install roller fitting assemblies (245A, 250A, IPL Fig. 1; 221, 224, IPL Fig. 2).
 - (a) Remove 0.003-inch laminations as necessary from shims (275A, IPL Fig. 1; 242, IPL Fig. 2) per Disassembly. Maximum allowable pull-up is 0.005 inch. Install the shims wet or dry with BMS 10-11, type 1 primer. A minimum shim thickness of 0.05 inch must be used.

32-12-02ASSEMBLY
Page 705
Mar 01/05

01.1

- (b) Install fasteners (265C, 270, 271, 280, IPL Fig. 1; 239B, 246, 247, 249, IPL Fig. 2) with BMS 5-95 sealant.
- (c) Tighten nut (280, IPL Fig. 1; 249, IPL Fig. 2) to 220-410 pound-inches.
- (d) Tighten nut (260, IPL Fig. 1; 233, IPL Fig. 2) to 370-690 pound-inches.
- (e) Install items (306A thru 314G, IPL Fig. 1; 294 thru 318, IPL Fig. 2). Make sure the clearances between the roller fitting assembly and the washers are as shown (Fig. 702). You can install more washers (314G, IPL Fig. 1; 309, IPL Fig. 2) to let cotter pin (311, IPL Fig. 1; 294, IPL Fig. 2) engage nut (312A, IPL Fig. 1; 311, IPL Fig. 2).



ALL DIMENSIONS ARE IN INCHES

Roller Clearance
 Figure 702

13207

32-12-02

ASSEMBLY

01.1

Page 706

Mar 01/05

**BOEING**
COMPONENT
MAINTENANCE MANUAL

- (9) Install attach assembly (200A, 205A, IPL Fig. 1; 195, 198, IPL Fig. 2). Remove 0.003 inch laminations from shims (215A, IPL Fig. 1; 204, IPL Fig. 2) as necessary per Disassembly. Maximum allowable pull-up is 0.005 inch. Install the shims with wet or dry BMS 10-11, type 1 primer.
- (10) Install skid bar assembly (145, IPL Fig. 1; 165, IPL Fig. 2). Apply a faying surface seal of BMS 5-95 sealant (SOPM 20-50-19) over all of the mating surface. Install attaching fasteners through bonded assembly (520A, 525A, IPL Fig. 1; 957, 957A, 959, 959A, IPL Fig. 2) with BMS 5-28, type 7 potting compound. Tighten nut (165, IPL Fig. 1; 177, IPL Fig. 2) to 30-50 pound-inches.
- (11) Install stop fittings (107, 108, IPL Fig. 1; 141, 143, IPL Fig. 2). Apply a faying surface seal of BMS 5-95 sealant (SOPM 20-50-19) over all of the mating surface. Install attaching fasteners through bonded assembly (996, 996A, 997, 997A, IPL Fig. 1; 957, 957A, 959, 959A, IPL Fig. 2) with BMS 5-28, type 7 potting compound.
- (12) Install forward and aft hinge fitting assemblies (943, 943A, 943B, 945, 945A, 945B, 963, 963A, 965, 965A, IPL Fig. 1; 855, 860, 885, 890, IPL Fig. 2).
- (a) Remove 0.003 inch laminations from shims (35, 80, IPL Fig. 1; 39, 91, IPL Fig. 2) as necessary to adjust hinge centerline. Maximum allowable pull-up is 0.005 inch. Install the shims with wet or dry BMS 10-11, type 1 primer.
- (b) Install attaching fasteners and jumpers (59, 100G, IPL Fig. 1; 58, 109, IPL Fig. 2). Sand the surface under washers (20, 70, IPL Fig. 1; 21, 76, IPL Fig. 2) down to the bare static conditioner. Chemical treat (F-14.05) the bare thermal spray coating. Install bonding jumpers (SOPM 20-11-03).

32-12-02ASSEMBLY
Page 707
Mar 01/05

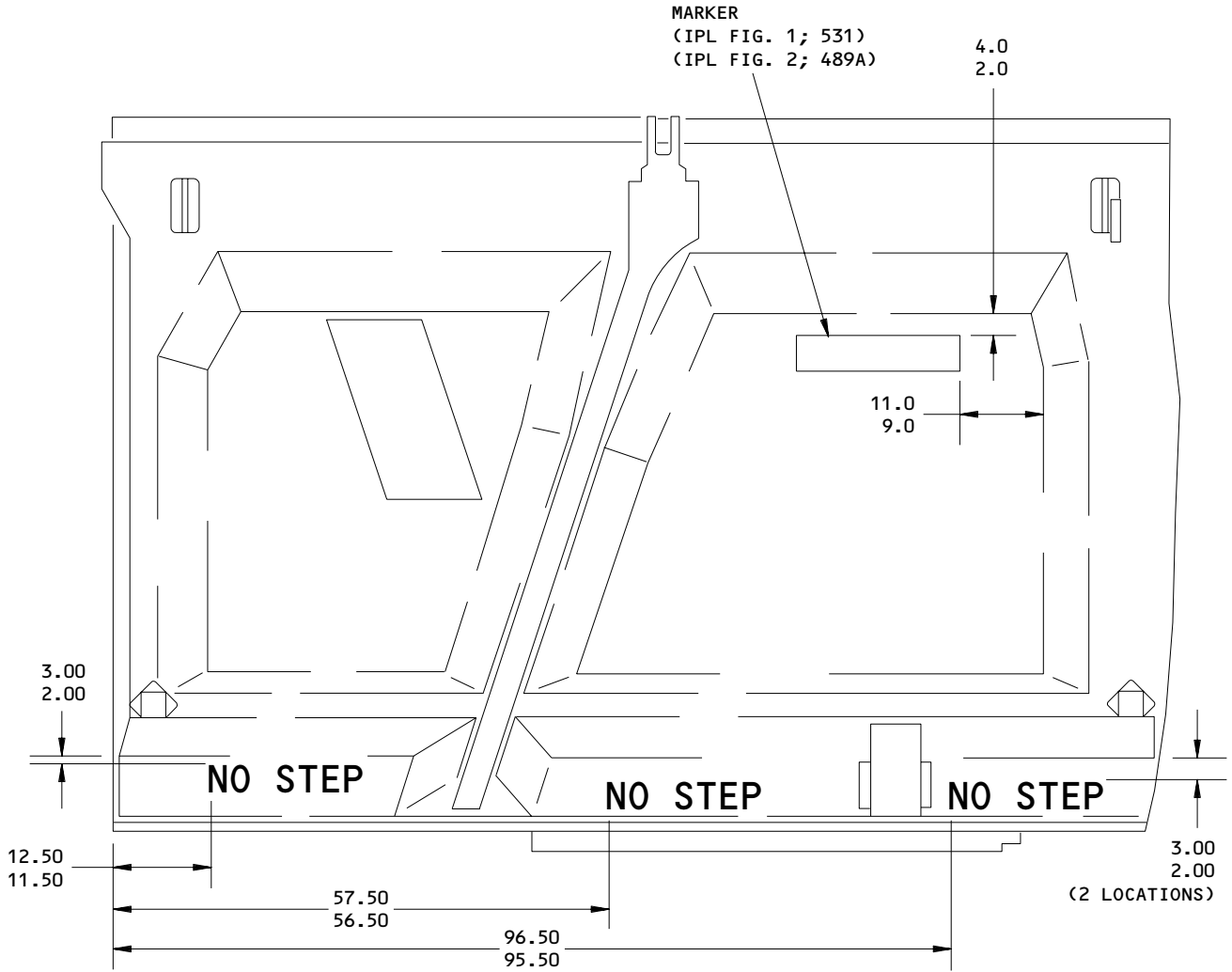
01.1

- (c) Tighten nuts (40, 85, IPL Fig. 1, 42, 94, IPL Fig. 2) to 60-95 pound-inches.
 - (d) To be sure the lubrication passages are not blocked, apply grease to lube fittings (947, 967, IPL Fig. 1; 865, IPL Fig. 2) until grease appears on bushing/bearing ID.
- (13) Install seals of seal installation (536, 536A, 538, 538A, IPL Fig. 1; 493, 493L, 494, 494L, IPL Fig. 2).
- (a) Bond seal plugs (542, 752, 762, IPL Fig. 1; 509, 687, 722, IPL Fig. 2) into their seals with Type 60 adhesive (SOPM 20-50-12).
 - (b) Install seal (558, IPL Fig. 2). Tag seal stating, "Upon door installation airplane, trim seal to clear swivel fitting and/or related part. Clearance is to be 0.10-0.16 inch."
 - (c) Install seals (629, 629G, IPL Fig. 1; 615, 618, IPL Fig. 2). Do not tighten attaching fasteners. Tag seal stating, "Fasteners not tightened. Upon door installation in airplane, adjust seal (149T6906-61, -62) such that seal edge just contacts mating surface (no compression required)."
 - (d) Install seals (540, 760A, 795, 915, IPL Fig. 1; 507, 714A, 747, 834, IPL Fig. 2). Lockwire the seals to their retainers (545, 753A, 755A, 785C, 790J, 910, IPL Fig. 1; 510, 717A, 720A, 732, 744, 831, IPL Fig. 2) with MS20995C32 lockwire.
- (14) Install markers (531, IPL Fig. 1; 489A, IPL Fig. 2) to dimensions shown (Fig. 703) with Type 89 adhesive, or BMS 5-45 sealant applied as Type 44 adhesive (SOPM 20-50-12). Apply Type 41 clear protective coating (F-21.34).
- (15) If necessary, apply "NO STEP" stencil (SOPM 20-50-10) in locations shown (Fig. 703). Use BMS 10-11, type 1 primer and BMS 10-60, BAC102 red gloss enamel. Make the letters 3.00 inches high.

32-12-02

ASSEMBLY
Page 708
Mar 01/05

01.1



ALL DIMENSIONS ARE IN INCHES

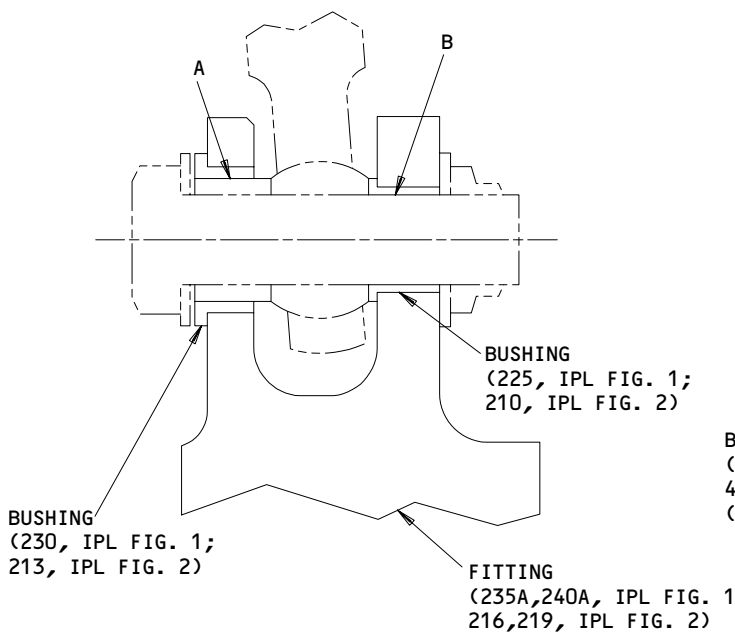
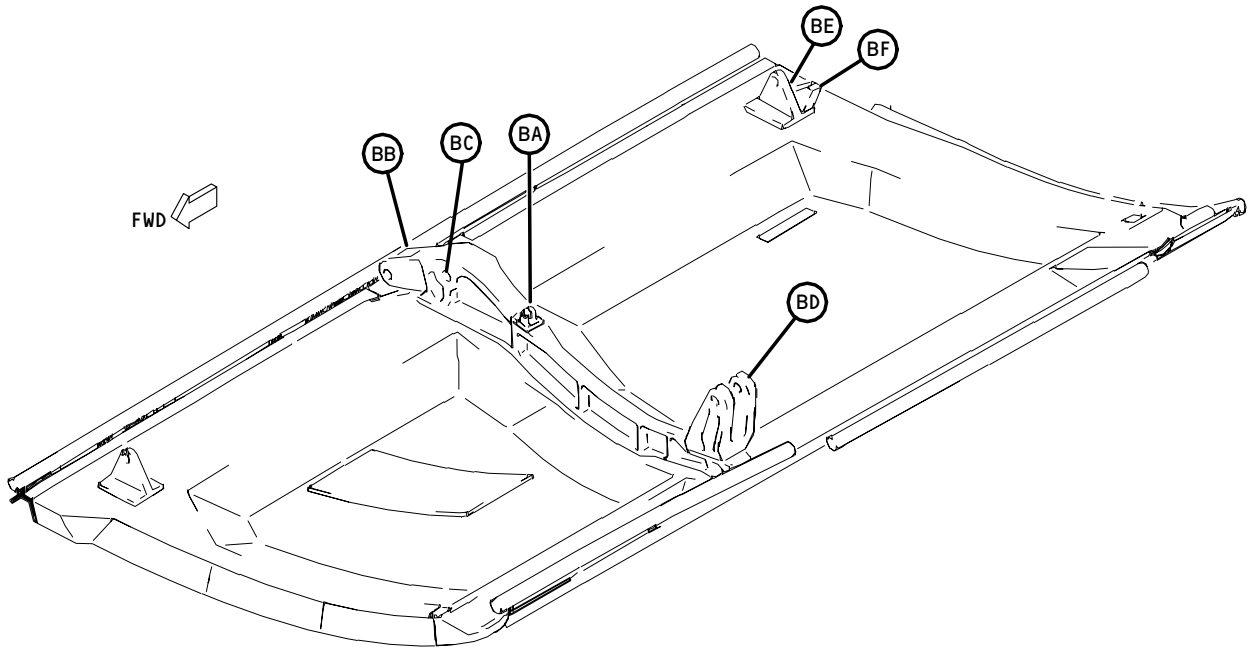
ID and Caution Marking Locations
 Figure 703

145221

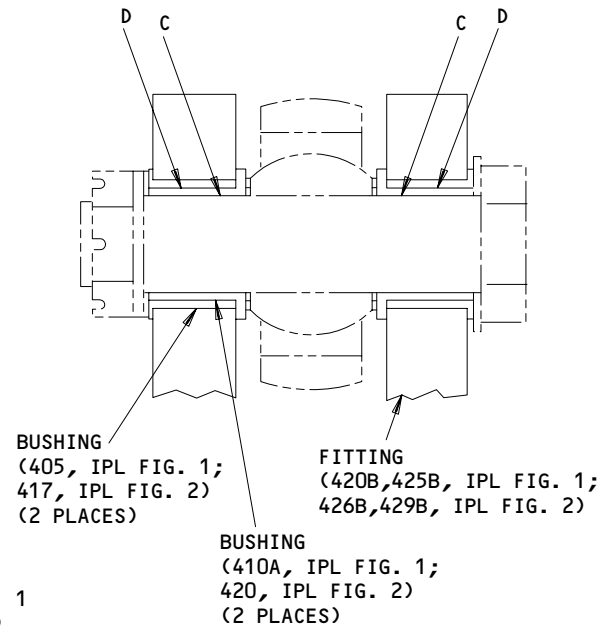
32-12-02

ASSEMBLY
 Page 709
 Mar 01/05

FITS AND CLEARANCES



BA



BB

Fits and Clearances
Figure 801 (Sheet 1)

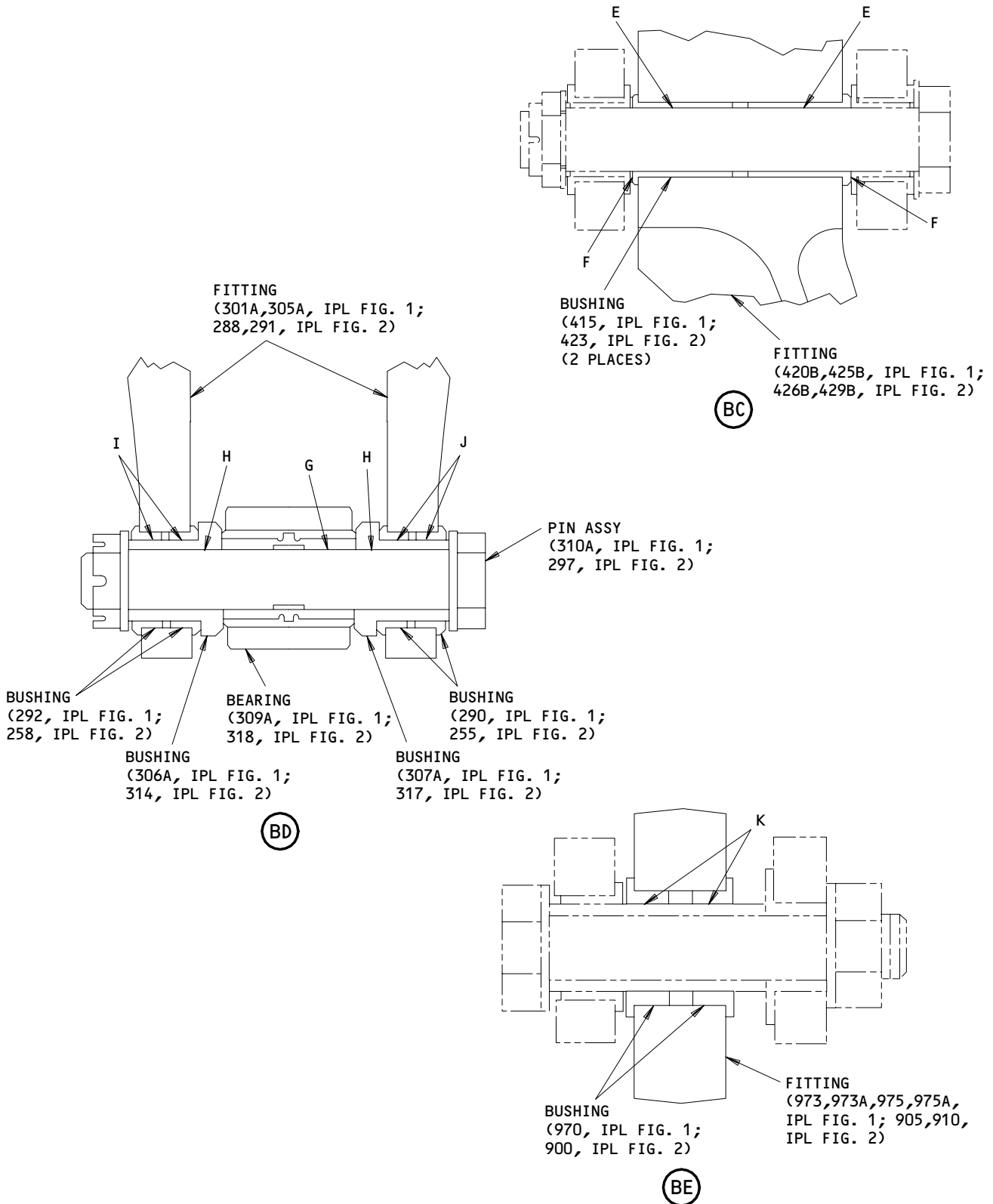
32-12-02

FITS AND CLEARANCES

01

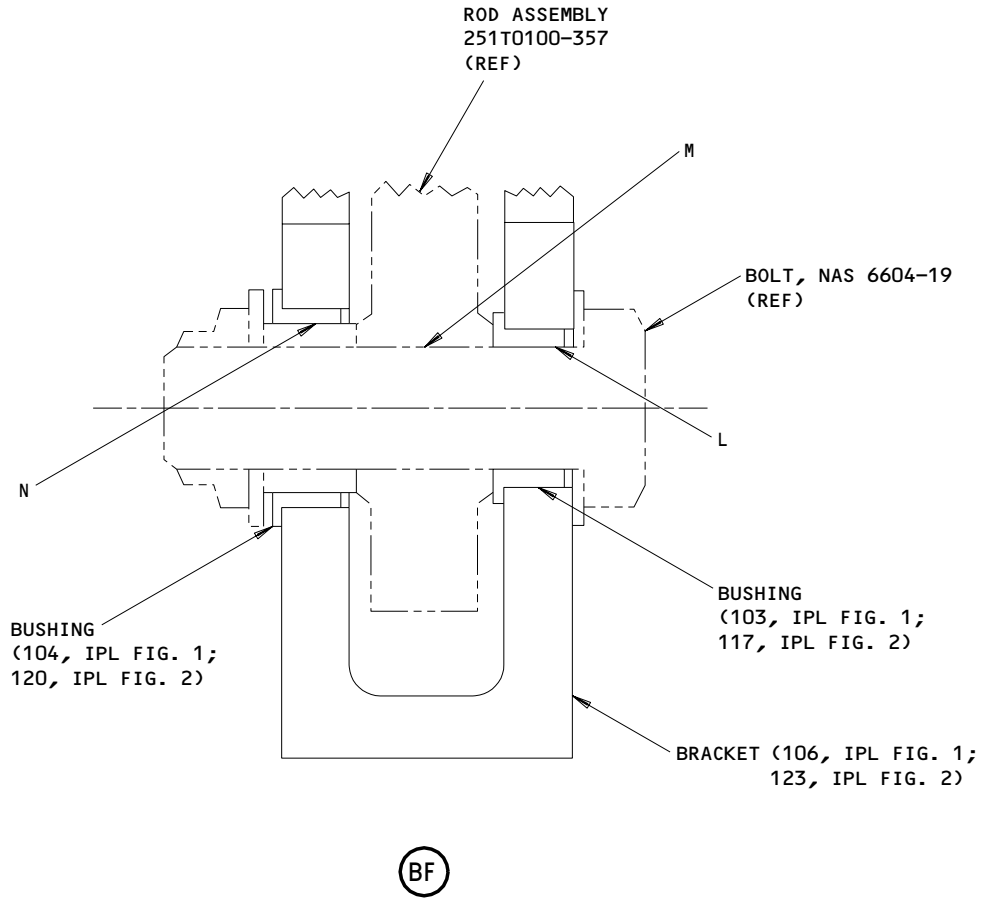
Page 801

Oct 01/87



Fits and Clearances
 Figure 801 (Sheet 2)

32-12-02











Fits and Clearances
Figure 801 (Sheet 3)

32-12-02

FITS AND CLEARANCES
01 Page 803
Oct 01/87





**COMPONENT
MAINTENANCE MANUAL**












Ref Letter Fig.801	Mating Item No.	IPL Fig. No.	Design Dimension				Service Wear Limit		
			Dimension		Assembly Clearance 		Dimension Limits		Maximum Allowable Clearance
			Min	Max	Min	Max	Min	Max	
A	ID 230,213	1,2	1.0615	1.0635	0.0000	0.0030	1.0551	1.0679	0.0064
	OD 	1,2	1.0605	1.0615					
B	ID 225,210	1,2	0.7500	0.7515	0.0010	0.0035	0.7448	0.7542	0.0052
	OD 	1,2	0.7480	0.7490					
C	ID 410A,420	1,2	1.1250	1.1255	0.0010	0.0030	1.1198	1.1292	0.0052
	OD 	1,2	1.1225	1.1240					
D	ID 420B,425B	1,	1.4999	1.5007					
	426B,429B	2							
	OD 410A,420	1,2	1.5015	1.5023					
E	ID 415,423	1,2	1.4995	1.5010	0.0005	0.0035	1.4933	1.5052	0.0062
	OD 	1,2	1.4975	1.4990					
F	ID 420B,425B	1,	8.530	8.700	-0.090	0.090			0.013
	426B,429B	2							
	OD 	1,2	8.610	8.620					
G	ID 309A,318	1,2	0.8743	0.8750	0.0001	0.0014	0.8693	0.8792	0.0050
	OD 310A,297	1,2	0.8736	0.8742					
H	ID 306A,307A	1,	0.8755	0.8765	0.0013	0.0029	0.8705	0.8792	0.0050
	314,317	2							
	OD 310A,297	1,2	0.8736	0.8742					
I	ID 292,258	1,2	1.1870	1.1885	0.0010	0.0030	1.1816	1.1914	0.0054
	OD 306A,314	1,2	1.1855	1.1860					
J	ID 290,255	1,2	1.2495	1.2510	0.0010	0.0035	1.2440	1.2540	0.0055
	OD 307A,317	1,2	1.2475	1.2485					
K	ID 970,900	1,2	0.6875	0.6890	0.0010	0.0030	0.6825	0.6915	0.0050
	OD 	1,2	0.6860	0.6865					

Fits and Clearances
Figure 801 (Sheet 4)

32-12-02


BOEING
 COMPONENT
 MAINTENANCE MANUAL

Ref Letter Fig.801	Mating Item No.	IPL Fig. No.	Design Dimension				Service Wear Limit		
			Dimension		Assembly Clearance 		Dimension Limits		Maximum Allowable Clearance
			Min	Max	Min	Max	Min	Max	
L	ID 103,117	1,2	0.2500	0.2515				0.2520	
	OD 	1,2	0.2485	0.2495	0.0005	0.0030			
M	ID 	1,2	0.2497	0.2500				0.2503	
	OD 	1,2	0.2485	0.2495	0.0002	0.0015			
N	ID 104,120	1,2	0.3750	0.3765				0.3772	
	OD 	1,2	0.3756	0.3761	-0.0011	0.0009			

-  NEGATIVE VALUE DENOTES INTERFERENCE
-  BUSHING, BACB28AK12-066 (REF)
(SEE [MM 32-12-05])
-  BOLT, BACB30NJ12K36 (REF)
-  BOLT, 149T6985-7 (REF)
-  BOLT, 149T6985-3 (REF)
-  FITTING ASSEMBLY, 149T6931-1 THRU -4,
-9 THRU -12,-17 THRU -20,-25 THRU -28
(REF)
-  TOTAL GAP BETWEEN CENTER HINGE BEAM AND
FITTING ASSEMBLIES (REF)
-  BUSHING, BACB28AK08-164 (REF)
-  BOLT, NAS6604-19 (REF)
-  ROD ASSEMBLY, 251T0100-357 (REF)
-  BUSHING, BACB28Y4C031 (REF)

ALL DIMENSIONS ARE IN INCHES

Fits and Clearances
Figure 801 (Sheet 5)

32-12-02

FITS AND CLEARANCES
01 Page 805
Oct 01/87

FITS AND CLEARANCES

FOR TORQUE VALUES OF STANDARD FASTENERS, REFER TO 20-50-01			
ITEM NO.	NAME	TORQUE	
		POUND-INCHES	POUND-FEET
<u>Fig. 1</u>			
40,85,365, 367	Nut	60-95	
165	Nut	30-50	
260	Nut	370-690	
280	Nut	220-410	
395,397	Nut	95-160	
<u>Fig. 2</u>			
42,94,373, 376	Nut	60-95	
177	Nut	30-50	
233	Nut	370-690	
249	Nut	220-410	
403,405	Nut	95-160	

Torque Table
 Figure 802

32-12-02

FITS AND CLEARANCES
 01 Page 806
 Oct 01/87



ILLUSTRATED PARTS LIST

1. This section lists and illustrates replaceable or repairable component parts. The Illustrated Parts Catalog contains a complete explanation of the Boeing part numbering system.
2. Indentures show parts relationships as follows:

Assembly

Detail Parts for Assembly

Subassembly

Attaching Parts for Subassembly

Detail Parts for Subassembly

Detail Installation Parts (Included only if installation parts may be returned to shop as part of assembly)

3. One use code letter (A, B, C, etc.) is assigned in the EFF CODE column for each variation of top assembly. All listed parts are used on all top assemblies except when limitations are shown by use code letter opposite individual part entries.
4. Letter suffixes (alpha-variants) are added to item numbers for optional parts, Service Bulletin modification parts, configuration differences (except left- and right-hand parts), product improvement parts, and parts added between two sequential item numbers. The alpha-variant is not shown on illustrations when appearance and location of all variants of the part is the same.
5. Service Bulletin modifications are shown by the notations PRE SB XXXX and POST SB XXXX.
 - A. When a new top assembly part number is assigned by Service Bulletin, the notations appear at the top assembly level only. The configuration differences at detail part level are then shown by use code letter.
 - B. When the top assembly part number is not changed by the Service Bulletin, the notations appear at the detail part level.

6. Parts Interchangeability

Optional
(OPT)

The parts are optional to and interchangeable with other parts having the same item number.

Supersedes, Superseded By
(SUPSDS, SUPSD BY)

The part supersedes and is not interchangeable with the original part.

Replaces, Replaced By
(REPLS, REPLD BY)

The part replaces and is interchangeable with, or is an alternate to, the original part.

32-12-02

ILLUSTRATED PARTS LIST

01

Page 1001

Oct 01/87

VENDORS

S0352 NIPPON MINIATURE BEARING CO LTD
TOKYO, JAPAN

OFKM1 ALEMITE CORP
167 ROWLAND DR
JOHNSON CITY, TENNESSEE 37601

OPTK6 SPS TECHNOLOGIES INC AEROSPACE PRODUCTS DIV
5195 W 4700
SALT LAKE CITY, UTAH 94118
SEE V56878 SPS TECHNOLOGIES INC

06710 LAMSON AND SESSIONS CO THE VALLEY-TODECO
12975 BRADLEY AVENUE
SYLMAR, CALIFORNIA 91342-3830
FORMERLY VALLEY BOLT CORP VB0097 IN NORTH HOLLYWOOD, CA

06725 AIR INDUSTRIES CORPORATION
12570 KNOTT STREET
GARDEN GROVE, CALIFORNIA 92641-3932
FORMERLY AIR INDUSTRIES OF CALIF IN GARDENA, CALIF.

06950 SCREWCORP VSI AEROSPACE PRODUCTS DIV FAIRCHILD IND DIV
13001 EAST TEMPLE AVENUE PO BOX 730
CITY OF INDUSTRY, CALIFORNIA 91746-1417
FORMERLY VB0096 AND VSI CORP SCREWCORP DIV
FORMERLY IN CULVER CITY, CALIFORNIA

07484 ACCURATE BUSHING CO INC
443 NORTH AVENUE
GARWOOD, NEW JERSEY 07027-1014
FORMERLY V83132 SMITH BRG DIV OF ACCURATE BUSHING CO

08524 DEUTSCH FASTENER CORP SEE CODE V97928

1FF12 CIRCUIT SYSTEMS CO
2621 COLORADO CIR PO BOX 171322
ARLINGTON, TEXAS 76017

1GK47 R AND B ELECTRONICS INC
2374 NW DALLAS STREET
GRAND PRAIRIE, TEXAS 75050

10630 ANILLO INDUSTRIES, INCORPORATED
2090 NORTH GLASSELL
ORANGE, CALIFORNIA 92667
FORMERLY WESTERN WASHER DIV OF SENG CO V87487

32-12-02

ILLUSTRATED PARTS LIST
01.1 Page 1002
Mar 01/05


BOEING
 COMPONENT
 MAINTENANCE MANUAL
VENDORS

11815 CHERRY AEROSPACE FASTENERS DIV OF TEXTRON
 1224 EAST WARNER AVENUE PO BOX 2157
 SANTA ANA, CALIFORNIA 92707-0157
 FORMERLY IN LOS ANGELES, CALIF, FORMERLY CHERRY FASTENERS
 TOWNSEND DIV OF TEXTRON INC V71087

15653 ALOCA GLOBAL FASTEMERS INC DIV KAYNARE PRODUCTS
 800 S STATE COLLEGE BLVD
 FULLERTON, CALIFORNIA 92831-3001
 FORMERLY VK6405 MICRODOT AEROSP LTD; FORMERLY KAYNAR TECH
 FORMERLY FAIRCHILD FASTENERS KAYNAR DIV

15860 NEW HAMPSHIRE BALL BEARINGS, INC ASTRO DIVISION
 155 LEXINGTON AVENUE
 LACONIA, NEW HAMPSHIRE 03246-2937
 FORMERLY ASTRO BEARING CORP, LOS ANGELES, CALIF.

17446 HUCK INTL INC AEROSPACE FASTENER DIV
 900 WATSON CENTER ROAD
 CARSON, CALIFORNIA 90745-4201
 FORMERLY V32134 REXNORD INC; FORMERLY V97928 HUCK INTL

27238 BRISTOL INDUSTRIES
 630 EAST LAMBERT ROAD PO BOX 630
 BREA, CALIFORNIA 92621-4119

5M902 ALCOA GLOBAL FASTENERS INC, DIV OF VOI-SHAN PRODUCTS
 3000 W LOMITA BLVD
 TORRANCE, CALIFORNIA 90505-5103
 FORMERLY FAIRCHILD INC INC FAIRCHILD AEROSPACE FASTENERS DIV

50632 KAMATICS CORP SUB OF KAMAN CORP
 1335 BLUE HILLS ROAD
 BLOOMFIELD, CONNECTICUT 06002-1304

52828 REPUBLIC FASTENER MFG CORP
 1300 RANCHO CONEJO BLVD
 NEWBURY PARK, CALIFORNIA 91320-1405
 FORMERLY IN SYLMAR, CALIFORNIA

56878 SPS TECHNOLOGIES INC AEROSPACE AND INDUSTRIAL PRODUCTS DIV
 301 HIGHLAND AVE
 JENKINTOWN, PENNSYLVANIA 19046
 FORMERLY STANDARD PRESSED STEEL

32-12-02
 ILLUSTRATED PARTS LIST
 01.1 Page 1003
 Mar 01/05

VENDORS

60380 TORRINGTON CO BEARINGS DIV SUBSIDIARY OF INGERSOLL-RAND CORP
59 FIELD STREET PO BOX 1008
TORRINGTON, CONNECTICUT 06790-1008
FORMERLY TORRINGTON BEARING COMPANY

60516 WEST COAST AEROSPACE INC
812 MIRAFLORES STREET
SAN PEDRO, CALIFORNIA 90731-1439

62554 SIMMONDS MECAERO FASTENERS INC
1734 SEQUOIA AVENUE
ORANGE, CALIFORNIA 92668

71087 BOOTS ACFT NUT DIV TOWNSEND CO SEE TEXTRON INC CHERRY
FASTENER TOWNSEND DIV V11815

72962 HARVARD INDUSTRIES INC
3 WERNER WAY SUITE 210
LEBANON, NEW JERSEY 08833
FORMERLY ESNA V7A079
FORMERLY ELASTIC STOP NUT IN UNION, NJ

73134 ROLLER BEARING COMPANY OF AMER DBA HEIM BEARINGS DIV
60 ROUND HILL RD
FAIRFIELD, CONNECTICUT 06430-0000
FORMERLY INCOM INTL HEIM DIV; HEIM UNIVERSAL CORP INCOM;
FORMERLY HEIM DIV INCOM INTL; IMO IND HEIM BEARINGS DIV

73197 HI-SHEAR TECHNOLOGY CORP
2600 SKYPARK DRIVE
TORRANCE, CALIFORNIA 90509

80539 SPS TECHNOLOGIES INC DIV AERPSOACE - SANTA ANA
2701 SOUTH HARBOR BOULEVARD
SANTA ANA, CALIFORNIA 92704-5803
FORMERLY NUTT-SHEL DIV OF SPC WESTERN CO V80539
AND STANDARD PRESSED STEEL WESTERN DIV V17279

81376 SMITH ACQUISITION COMPANY
2240 BUENA VISTA
BALDWIN PARK, CALIFORNIA 91706

91812 ESTERLINE MASON
13955 BALVOA ROAD
SYLMAR, CALIFORNIA 91342
FORMERLY JANCO CORPORATION

32-12-02

ILLUSTRATED PARTS LIST
01.1 Page 1004
Mar 01/05

**BOEING**
COMPONENT
MAINTENANCE MANUALVENDORS

92215 FAIRCHILD IND INC FAIRCHILD AEROSPACE FASTENER DIV
3010 W LOMITA BLVD
TORRANCE, CALIFORNIA 90505-5102
FORMERLY VOI-SHAN IN CULVER CITY, CALIF

92563 MCGILL MFG CO INC BEARINGS DIV
909 LAFAYETTE STREET
VALPARAISO, INDIANA 46383-4210

97613 SARGENT CONTROLS & AEROSPACE/KAHR BEARING DIV
5675 W BURLINGAME RD
TUCSON, ARIZONA 85743
FORMERLY AETNA STEEL PROD KAHR BEARING DIV V96579
FORMERLY SARGENT IND KAHR BEARING DIV, BURBANK, CALIFORNIA

97928 SEE V17446 HUCK INTL
HUCK INTL SEE V17446 HUCK INTL
SEE V17446 HUCK INTL

32-12-02ILLUSTRATED PARTS LIST
01.1 Page 1005
Mar 01/05

PART NUMBER	AIRLINE PART NO.	FIG.	ITEM	TTL REQ
ADW08V301NC AN960D516		1	955	1
		1	23	1
		1	74	1
		2	30	1
		2	82	1
		4	24	1
AN960D516L		4	57	1
		1	21	1
		1	73	1
		2	24	1
		2	79	1
		4	18	1
AN960D616L		4	54	1
		1	387	1
		2	394	1
		3	357	1
AN960JD10L		4	351	1
		1	992C	15
		2	949	15
		3	822	15
AN960PD10		4	846	15
		1	569H	2
		1	629P	5
		1	645	2
		1	720	2
		1	925A	40
		2	531A	2
		2	603A	5
		2	624	2
		2	666	2
		2	822	40
		3	501	2
		3	543	5
		3	591	2
		3	753	40
		4	510	2
	4	552	5	
	4	573	2	
	4	609	2	
	4	771	40	
AN960PD10L		1	567B	3
		2	516B	3
		3	486	3
		4	495	3
AN960PD416		1	120	6

32-12-02

 ILLUSTRATED PARTS LIST
 01.1 Page 1006
 Mar 01/05


BOEING
 COMPONENT
 MAINTENANCE MANUAL

PART NUMBER	AIRLINE PART NO.	FIG.	ITEM	TTL REQ
AN96OPD416		1	160	8
		1	560	3
		1	590	5
		1	597C	1
		1	620	9
		1	670	9
		1	700	9
		1	745	25
		1	775	20
		1	815	16
		1	830	24
		1	845	2
		1	860	2
		1	875	11
		1	890	3
		1	905	5
		2	135	6
		2	174	8
		2	501	3
		2	549	5
		2	550	1
		2	567	9
		2	639	9
		2	651	9
		2	681	25
		2	708	20
		2	753	16
		2	762	24
		2	771	2
		2	780	2
		2	789	11
		2	798	3
		2	810	5
		3	468	3
		3	516	1
		3	528	9
		3	564	9
		3	576	9
		3	612	25
		3	630	20
		3	684	16
	3	693	24	
	3	702	2	
	3	711	2	
	3	720	11	

32-12-02

ILLUSTRATED PARTS LIST

01.1

Page 1007

Mar 01/05

PART NUMBER	AIRLINE PART NO.	FIG.	ITEM	TTL REQ
AN960PD416		3	729	3
		3	741	5
		4	99	6
		4	120	8
		4	477	3
		4	525	1
		4	537	9
		4	582	9
		4	594	9
		4	630	25
		4	657	20
		4	702	16
		4	711	24
		4	720	2
		4	729	2
		4	738	11
	AN960PD516		4	747
		4	759	5
		1	25	5
		1	27	1
		1	75	5
		1	355	16
		2	33	5
		2	34	1
		2	85	5
		2	367	16
		3	330	16
		4	21	1
		4	27	5
AN960PD616		4	60	5
		4	324	16
		1	390	36
		2	397	36
AN960XC1416		3	360	36
		4	354	36
		1	314	3
		2	309	3
		3	270	3
AS46-5		4	261	3
		1	360	2
		2	370	2
		3	333	2
AS46-6		4	327	2
		1	392	4
		2	400	4

32-12-02

 ILLUSTRATED PARTS LIST
 01.1 Page 1008
 Mar 01/05


BOEING
 COMPONENT
 MAINTENANCE MANUAL

PART NUMBER	AIRLINE PART NO.	FIG.	ITEM	TTL REQ
AS46-6		3	180A	2
		3	363	4
		4	357	4
ATL14		1	309A	1
		2	318	1
		3	252	1
BACB10EN08GC		4	273	1
		1	950	1
		2	870	1
		3	777	1
BACB10EU14		4	795	1
		1	309A	1
		2	318	1
		3	252	1
BACB10FA08GC		4	273	1
		1	955	1
		1	230	1
		2	213	1
BACB28AM17B035A		3	159	1
		4	159	1
		1	292A	2
		2	258A	2
BACB28AT19B035C		3	207	2
		4	207	2
		1	290A	2
		2	255A	2
BACB28AT20B035C		3	204	2
		4	204	2
		1	225	1
		2	210	1
BACB28X12C047		3	156	1
		4	156	1
		1	103	1
		2	117	1
BACB28X4M011		3	81	1
		4	81	1
		1	104	1
		2	120	1
BACB28X6M012		3	84	1
		4	84	1
		1	15A	1
		2	12	1
BACB30LH5-70		3	9	1
		4	9	1
		1	15A	1
		2	12	1

32-12-02

ILLUSTRATED PARTS LIST

01.1

Page 1009

Mar 01/05

PART NUMBER	AIRLINE PART NO.	FIG.	ITEM	TTL REQ
BACB30LH5-71		1	64A	1
BACB30LH5-71		2	67A	1
		3	42	1
		4	42	1
BACB30LH6-73		1	377	3
		2	385	3
		3	348	3
		4	342	3
BACB30MT6T20		1	265B	2
		2	239A	2
		3	186	2
		4	186	2
BACB30MT7T26		1	255B	2
		2	227A	2
		4	174	2
BACB30NN3K1		1	800	20
		1	977	35
		1	980	2
		1	983	4
		2	492A	27
		2	492G	4
		2	492N	2
		2	723	20
		3	657	20
		3	804	35
		3	807	2
		3	810	4
		4	456	27
		4	459	2
		4	462	4
		4	675	20
BACB30NN3K2		1	426M	4
		1	473	2
		1	569A	2
		2	433S	2
		2	434	4
		2	528A	2
		3	408	4
		3	432	2
		3	498	2
		4	408	4
		4	411	2
		4	507	2

32-12-02

 ILLUSTRATED PARTS LIST
 01.1 Page 1010
 Mar 01/05


BOEING
 COMPONENT
 MAINTENANCE MANUAL

PART NUMBER	AIRLINE PART NO.	FIG.	ITEM	TTL REQ
BACB30NN3K3		1	715	2
		1	920	40
		2	663	2
BACB30NN3K3		2	819	40
		3	588	2
		3	750	40
		4	606	2
		4	768	40
BACB30NN3K5		1	640	2
		2	621	2
		4	570	2
BACB30NN3K6		2	925	10
		2	940	4
		4	828	10
		4	837	4
BACB30NN4K25		1	150	8
		2	168	8
		3	114	8
		4	114	8
BACB30NN4K3		1	550	2
		1	610	7
		1	660	9
		1	690	9
		1	740	23
		1	765	20
		2	495	2
		2	561	7
		2	636	9
		2	648	9
		2	675	23
		2	705	20
		3	462	2
		3	522	7
		3	561	9
		3	573	9
		3	606	23
3	627	20		
4	471	2		
4	531	7		
4	579	9		
4	591	9		
4	624	23		
4	654	20		

32-12-02

ILLUSTRATED PARTS LIST

01.1

Page 1011

Mar 01/05

PART NUMBER	AIRLINE PART NO.	FIG.	ITEM	TTL REQ
BACB30NN4K4		1	553	1
		2	498	1
		3	465	1
		4	474	1
BACB30NN4K5		1	580	4
BACB30NN4K5		2	543	4
BACB30NN4K67		1	110	6
		2	129	6
		3	93	6
		4	93	6
BACB30NN5K70		1	14	1
		1	17	5
		1	65	3
		1	340	16
		2	11	1
		2	15	5
		2	70	3
		2	358	16
		3	6	1
		3	12	5
		3	45	3
		3	321	16
		4	6	1
		4	12	5
		4	45	3
		4	315	16
BACB30NN5K75		1	345	2
		2	361	2
		3	324	2
		4	318	2
BACB30NN5K77		1	67	2
		2	73	2
		3	48	2
		4	48	2

32-12-02

 ILLUSTRATED PARTS LIST
 01.1 Page 1012
 Mar 01/05


BOEING
 COMPONENT
 MAINTENANCE MANUAL

PART NUMBER	AIRLINE PART NO.	FIG.	ITEM	TTL REQ		
BACB30NN6K72		1	370	18		
		2	379	18		
		3	174A	2		
		3	342	18		
		4	336	18		
BACB30NN6K73		1	375	15		
		2	382	15		
		3	345	15		
		4	339	15		
BACB30NN6K76		1	380	4		
		2	388	4		
		3	351	4		
		4	345	4		
BACB30NR4K2		1	810	16		
		1	840	2		
		1	870	11		
BACB30NR4K2		1	885	3		
		2	750	16		
		2	768	2		
		2	786	11		
		2	795	3		
		3	681	16		
		3	699	2		
		3	717	11		
		3	726	3		
		4	699	16		
		4	717	2		
		4	735	11		
		4	744	3		
		BACB30NR4K3		1	597	1
				1	825	24
1	855			2		
1	900			5		
2	546A			1		
2	759			24		
2	777			2		
2	807			5		
3	513			1		
3	690			24		
3	708			2		
3	738			5		
4	522			1		
4	708			24		
4	726			2		
4	756	5				

32-12-02

 ILLUSTRATED PARTS LIST
 01.1 Page 1013
 Mar 01/05

PART NUMBER	AIRLINE PART NO.	FIG.	ITEM	TTL REQ
BACB30NR4K4		1	613	2
		1	743	2
		2	564	2
		2	678	2
		3	525	2
		3	609	2
		4	534	2
		4	627	2
BACB30NR4K6		1	583	1
		2	546	1
BACB30NT3K1		1	992	15
		2	947	15
		3	819	15
		4	843	15
BACB30NU3K3		1	629M	5
		2	600A	5
BACB30NU3K3		3	540	5
		4	549	5
BACB30NU3K4		1	566K	3
		2	513C	3
		3	483	3
		4	492	3
BACB30NW8K8		1	321A	2
		2	320A	2
		3	276	2
		4	276	2
BACB30NX10K17		1	210	4
		2	201	4
		3	147	4
		4	147	4
BACB30NX8K8		1	323	2
		2	326	2
		3	282	2
		4	282	2
BACB30VT5K5		1	295A	4
		2	267A	4
		3	216	4
		4	216	4

32-12-02

 ILLUSTRATED PARTS LIST
 01.1 Page 1014
 Mar 01/05


BOEING
 COMPONENT
 MAINTENANCE MANUAL

PART NUMBER	AIRLINE PART NO.	FIG.	ITEM	TTL REQ
BACC30BL5		1	295L	4
		2	268	4
		3	219	4
		4	219	4
BACC30M8		1	322	2
		2	323	2
		3	279	2
		4	279	2
BACC30X10		1	220	4
		2	207	4
		3	153	4
		4	153	4
BACC30X8		1	324	2
		2	329	2
		3	285	2
		4	285	2
BACF3F013N032NN		1	30A	3
		2	36A	3
		3	30	3
		4	30	3
BACF3F013R032NN		1	78B	3
		2	88B	3
		3	63	3
BACF3F013R032NN BACJ40AB24-12		4	63	3
		1	425G	1
		2	432	1
		3	390	1
BACJ40AB26-12		4	390	1
		1	59	1
		2	58	1
		3	39	1
BACJ40AB28-12		4	39	1
		1	100G	1
		2	109	1
		3	72	1
		4	72	1

32-12-02

 ILLUSTRATED PARTS LIST
 01.1 Page 1015
 Mar 01/05

PART NUMBER	AIRLINE PART NO.	FIG.	ITEM	TTL REQ
BACN10HR6		1	280	2
		2	249	2
		3	198	2
		4	198	2
BACN10HR7		1	260	2
		2	233	2
		4	183	2
BACN10HY5M		1	327	2
		2	337	2
		3	294	2
		4	294	2
BACN10JC3		1	567H	3
		1	569N	2
		1	629R	5
		1	650	2
		1	725	2
		1	930	40
		2	519A	3
		2	534A	2
		2	606A	5
		2	627	2
		2	669	2
		2	825	40
		3	489	3
		3	504	2
		3	546	5
		3	594	2
		3	756	40
4	498	3		
4	513	2		
4	555	5		
4	576	2		

32-12-02

 ILLUSTRATED PARTS LIST
 01.1 Page 1016
 Mar 01/05


BOEING
 COMPONENT
 MAINTENANCE MANUAL

PART NUMBER	AIRLINE PART NO.	FIG.	ITEM	TTL REQ
BACN10JC3		4	612	2
		4	774	40
BACN10JC4		1	125	6
		1	165	8
		1	565	3
		1	595	5
		1	597F	1
		1	625	9
		1	675	9
		1	705	9
		1	750	25
		1	780	20
		2	138	6
		2	177	8
		2	504	3
		2	552	5
		2	553	1
		2	570	9
		2	642	9
		2	654	9
		2	684	25
		2	711	20
		3	102	6
		3	123	8
		3	471	3
		3	519	1
		3	531	9
		3	567	9
		3	579	9
		3	615	25
		3	633	20
		4	102	6
		4	123	8
		4	480	3
4	528	1		
4	540	9		
4	585	9		
4	597	9		
4	633	25		
4	660	20		
BACN10JC5		1	40	6
		1	85	6
		1	365	16
		2	42	6
		2	94	6

32-12-02

ILLUSTRATED PARTS LIST

01.1

Page 1017

Mar 01/05

PART NUMBER	AIRLINE PART NO.	FIG.	ITEM	TTL REQ
BACN10JC5		2	373	16
		3	36	6
		3	69	6
		3	336	16
		4	36	6
		4	69	6
		4	330	16
BACN10JC6		1	395	36
		2	403	36
		3	366	36
		4	360	36
BACN10JD114		1	312A	1
		2	311	1
		3	267	1
		4	264	1
BACN10MT5		1	367	2
		2	376	2
		3	339	2
		4	333	2
BACN10MT6		1	397	4
		2	405	4
		3	183A	2
		3	369	4
		4	363	4
BACR15BA5AD		1	935	37
		2	828	37
		3	759	37
		4	777	37
BACR15BA6AD		1	190	4
		2	186	4
		3	132	4
		4	132	4
BACR15BB3AD4		1	297B	4
		2	270B	4
		3	222	4
		4	222	4
BACR15BB6AD		1	175	9
		2	180	9
		3	126	9
		4	126	9
BACS40R013D032F		1	35A	3
		2	39A	3
		3	33	3
		4	33	3
BACS40R013E032F		1	80A	3

32-12-02

 ILLUSTRATED PARTS LIST
 01.1 Page 1018
 Mar 01/05


BOEING
 COMPONENT
 MAINTENANCE MANUAL

PART NUMBER	AIRLINE PART NO.	FIG.	ITEM	TTL REQ
BACS4OR013E032F		2	91A	3
		3	66	3
		4	66	3
BACS4OR07C10F		1	712	1
		2	673	1
		3	603	1
		4	621	1
BACW10AU5		1	360	2
		2	370	2
		3	333	2
		4	327	2
BACW10AU6		1	392	4
		2	400	4
		3	180A	2
		3	363	4
		4	357	4
BACW10BP14C		1	314G	1
		2	306	1
		3	273	1
		4	258	1
BACW10BP5C		1	326	2
		2	334	2
		3	291	2
		4	291	2
BACW10BP6C		1	270	2
		2	246	2
		3	189	2
		4	192	2
		1	271	2
BACW10BP6P		2	247	2
		3	192	2
		4	195	2
		1	257	2
		2	230	2
BACW10BP7C		4	177	2
		1	259	2
		2	231	2
		4	180	2
BACW10BP7P		1	115	6
		1	155	8
		2	132	6
		2	171	8
		3	96	6
		3	117	8
		3	96	6
		4	96	6
BACW10UC416P		1	115	6
		1	155	8
		2	132	6
		2	171	8
		3	96	6
		3	117	8
		4	96	6

32-12-02

ILLUSTRATED PARTS LIST

01.1

Page 1019

Mar 01/05

PART NUMBER	AIRLINE PART NO.	FIG.	ITEM	TTL REQ
BACW10UC416P BACW10UC516P		4	117	8
		1	20	6
		1	70	6
		1	350	18
		2	21	6
		2	76	6
		2	364	18
		3	15	6
		3	51	6
		3	327	18
		4	15	6
		4	51	6
		4	321	18
	BACW10UC616P		1	385
		2	391	40
		3	177A	2
		3	354	40
		4	348	40
BAC27ECT1137		1	531A	1
		2	489B	1
		3	855A	1
		4	879A	1
BAC27ECT502		1	531	1
		2	489A	1
		3	855	1
		4	879	1
BH00302-6		1	280	2
		2	249	2
		3	198	2
		4	198	2
BH00302-7		1	260	2
		2	233	2
		4	183	2
BH003026		1	280	2
		2	249	2
		3	198	2
		4	198	2
BH003027		1	260	2
		2	233	2
		4	183	2
BMNN10HR6		1	280	2
		2	249	2
		3	198	2
		4	198	2
BMNN10HR7		1	260	2
		2	233	2
		4	183	2

32-12-02

 ILLUSTRATED PARTS LIST
 01.1 Page 1020
 Mar 01/05


BOEING
 COMPONENT
 MAINTENANCE MANUAL

PART NUMBER	AIRLINE PART NO.	FIG.	ITEM	TTL REQ	
BRH10A3		1	567H	3	
		1	569N	2	
		1	629R	5	
		1	650	2	
		1	725	2	
		1	930	40	
		2	519A	3	
		2	534A	2	
		2	606A	5	
		2	627	2	
		2	669	2	
		2	825	40	
		3	489	3	
		3	504	2	
		3	546	5	
		3	594	2	
		3	756	40	
		4	498	3	
		4	513	2	
		4	555	5	
		4	576	2	
		4	612	2	
		4	774	40	
	BRH10A4		1	125	6
			1	165	8
			1	565	3
			1	595	5
			1	597F	1
			1	625	9
			1	675	9
			1	705	9
			1	750	25
			1	780	20
			2	138	6
			2	177	8
			2	504	3
			2	552	5
			2	553	1
			2	570	9
		2	642	9	

32-12-02

ILLUSTRATED PARTS LIST

01.1

Page 1021

Mar 01/05

PART NUMBER	AIRLINE PART NO.	FIG.	ITEM	TTL REQ
BRH10A4		2	654	9
		2	684	25
		2	711	20
		3	102	6
		3	123	8
		3	471	3
		3	519	1
		3	531	9
		3	567	9
		3	579	9
		3	615	25
		3	633	20
		4	102	6
		4	123	8
		4	480	3
		4	528	1
		4	540	9
		4	585	9
		4	597	9
		BRH10A5		4
4	660			20
1	40			6
1	85			6
1	365			16
2	42			6
2	94			6
2	373			16
3	36			6
3	69			6
3	336			16
4	36			6
BRH10A6		4	69	6
		4	330	16
		1	395	36
		2	403	36
		3	366	36
B30NW8K8		4	360	36
		1	321A	2
		2	320A	2
		3	276	2
		4	276	2

32-12-02

 ILLUSTRATED PARTS LIST
 01.1 Page 1022
 Mar 01/05


BOEING
 COMPONENT
 MAINTENANCE MANUAL

PART NUMBER	AIRLINE PART NO.	FIG.	ITEM	TTL REQ
CR59066		1	280	2
		2	249	2
		3	198	2
		4	198	2
CR59067		1	260	2
		2	233	2
		4	183	2
HL1012AZ10-17		1	210	4
		2	201	4
		3	147	4
HL1012AZ8-8		4	147	4
		1	323	2
		2	326	2
		3	282	2
HL11VAZ8-8		4	282	2
		1	321A	2
		2	320A	2
		3	276	2
HL1187-10		4	276	2
		1	220	4
		2	207	4
		3	153	4
HL1187-8		4	153	4
		1	324	2
		2	329	2
		3	285	2
HL12VAZ10-17		4	285	2
		1	210	4
		2	201	4
		3	147	4
HL12VAZ10-17 HL12VAZ8-8		4	147	4
		1	323	2
		2	326	2
		3	282	2
		4	282	2

32-12-02

 ILLUSTRATED PARTS LIST
 01.1 Page 1023
 Mar 01/05

PART NUMBER	AIRLINE PART NO.	FIG.	ITEM	TTL REQ
HL79-8		1	322	2
		2	323	2
		3	279	2
		4	279	2
HL87-10		1	220	4
		2	207	4
		3	153	4
HL87-10		4	153	4
		1	324	2
HL87-8		2	329	2
		3	285	2
		4	285	2
		1	295A	4
HST10AG5-5		2	267A	4
		3	216	4
		4	216	4
		1	295L	4
HST79-5		2	268	4
		3	219	4
		4	219	4
		1	295L	4
HST79CY5		2	268	4
		3	219	4
		4	219	4
		1	327	2
HW29872-5		2	337	2
		3	294	2
		4	294	2
		1	327	2

32-12-02

 ILLUSTRATED PARTS LIST
 01.1 Page 1024
 Mar 01/05


BOEING
 COMPONENT
 MAINTENANCE MANUAL

PART NUMBER	AIRLINE PART NO.	FIG.	ITEM	TTL REQ	
H10-3BAC		1	567H	3	
		1	569N	2	
		1	629R	5	
		1	650	2	
		1	725	2	
		1	930	40	
		2	519A	3	
		2	534A	2	
		2	606A	5	
		2	627	2	
		2	669	2	
		2	825	40	
		3	489	3	
		3	504	2	
		3	546	5	
		3	594	2	
		3	756	40	
		4	498	3	
		4	513	2	
		4	555	5	
		4	576	2	
		4	612	2	
		4	774	40	
	H10-4BAC		1	125	6
			1	165	8
			1	565	3
			1	595	5
			1	597F	1
			1	625	9
			1	675	9
			1	705	9
			1	750	25
		1	780	20	
		2	138	6	
		2	177	8	
		2	504	3	
		2	552	5	
	2	553	1		
	2	570	9		

32-12-02

ILLUSTRATED PARTS LIST

01.1

Page 1025

Mar 01/05

PART NUMBER	AIRLINE PART NO.	FIG.	ITEM	TTL REQ
H10-4BAC		2	642	9
		2	654	9
		2	684	25
		2	711	20
		3	102	6
		3	123	8
		3	471	3
		3	519	1
		3	531	9
		3	567	9
		3	579	9
		3	615	25
		3	633	20
		4	102	6
		4	123	8
		4	480	3
		4	528	1
		4	540	9
		4	585	9
		4	597	9
	4	633	25	
	4	660	20	
H10-5BAC		1	40	6
		1	85	6
		1	365	16
		2	42	6
		2	94	6
		2	373	16
		3	36	6
		3	69	6
		3	336	16
		4	36	6
	4	69	6	
	4	330	16	
H10-6BAC		1	395	36
		2	403	36
		3	366	36
		4	360	36
H19700P5		1	367	2
		2	376	2
		3	339	2
		4	333	2
H19700P6		1	397	4
		2	405	4
		3	183A	2
H19700P6		3	369	4
		4	363	4

32-12-02

 ILLUSTRATED PARTS LIST
 01.1 Page 1026
 Mar 01/05


BOEING
 COMPONENT
 MAINTENANCE MANUAL

PART NUMBER	AIRLINE PART NO.	FIG.	ITEM	TTL REQ
H96-6		1	280	2
		2	249	2
		3	198	2
		4	198	2
H96-7		1	260	2
		2	233	2
		4	183	2
H966		1	280	2
		2	249	2
		3	198	2
		4	198	2
H967		1	260	2
		2	233	2
		4	183	2
		1	955	1
KSC152200BZ08GC K19701P5		1	360	2
		2	370	2
		3	333	2
		4	327	2
		1	392	4
		2	400	4
K19701P6		3	180A	2
		3	363	4
		4	357	4
		1	210	4
		2	201	4
		3	147	4
L802-10K17		4	147	4
		1	323	2
		2	326	2
		3	282	2
L802-8K8		4	282	2
		1	321A	2
		2	320A	2
		3	276	2
L803-8K8		4	276	2
		1	285	2
		1	310B	1
		1	400	1
MS15001-1		2	252	2
		2	300	1
		2	414	1

32-12-02

 ILLUSTRATED PARTS LIST
 01.1 Page 1027
 Mar 01/05

PART NUMBER	AIRLINE PART NO.	FIG.	ITEM	TTL REQ
MS15001-1		3	201	2
		3	258	1
		3	372	1
		4	201	2
		4	252	1
		4	372	1
MS24665-359		1	311	1
		2	294	1
		3	264	1
		4	246	1
NAS1149D0463J		3	99A	6
		3	120A	8
NAS1149D0516H		3	18A	1
		3	54A	1
NAS1149D0563H		3	21A	1
		3	27A	1
NAS1149D0563J		3	24A	5
		3	57A	1
		3	60A	5
NAS1399D6		1	425J	6
		2	432G	6
		3	393	6
		4	393	6
NAS1835C3P		1	998	61
		1	998C	15
		2	930	2
		2	945	4
		2	961	61
		2	963	15
		3	846	61
		3	849	15
		4	831	2
		4	840	4
4	870	61		
4	873	15		

32-12-02

 ILLUSTRATED PARTS LIST
 01.1 Page 1028
 Mar 01/05


BOEING
 COMPONENT
 MAINTENANCE MANUAL

PART NUMBER	AIRLINE PART NO.	FIG.	ITEM	TTL REQ
NAS1835C4P		1	998F	63
		2	965	63
		3	852	63
		4	876	63
NAS6605-8		1	325	2
		2	331	2
		3	288	2
		4	288	2
NS202101-02		1	567H	3
		1	569N	2
NS202101-02		1	629R	5
		1	650	2
		1	725	2
		1	930	40
		2	519A	3
		2	534A	2
		2	606A	5
		2	627	2
		2	669	2
		2	825	40
		3	489	3
		3	504	2
		3	546	5
		3	594	2
		3	756	40
		4	498	3
4	513	2		
4	555	5		
4	576	2		
4	612	2		
4	774	40		

32-12-02

 ILLUSTRATED PARTS LIST
 01.1 Page 1029
 Mar 01/05

PART NUMBER	AIRLINE PART NO.	FIG.	ITEM	TTL REQ	
NS202101-048		1	125	6	
		1	165	8	
		1	565	3	
		1	595	5	
		1	597F	1	
		1	625	9	
		1	675	9	
		1	705	9	
		1	750	25	
		1	780	20	
		2	138	6	
		2	177	8	
		2	504	3	
		2	552	5	
		2	553	1	
		2	570	9	
		2	642	9	
		2	654	9	
		2	684	25	
		2	711	20	
		3	102	6	
		3	123	8	
		3	471	3	
		3	519	1	
	NS202101-048		3	531	9
			3	567	9
			3	579	9
			3	615	25
		3	633	20	
		4	102	6	
		4	123	8	
		4	480	3	
		4	528	1	
		4	540	9	
		4	585	9	
		4	597	9	
		4	633	25	
		4	660	20	

32-12-02

 ILLUSTRATED PARTS LIST
 01.1 Page 1030
 Mar 01/05


BOEING
 COMPONENT
 MAINTENANCE MANUAL

PART NUMBER	AIRLINE PART NO.	FIG.	ITEM	TTL REQ
RBEJ40AB23-12		1	59	1
		2	58	1
		3	39	1
		4	39	1
RBEJ40AB24-12		1	425G	1
		2	432	1
		3	390	1
		4	390	1
RBEJ40AB28-12		1	100G	1
		2	109	1
		3	72	1
		4	72	1
RMLH22-6		1	280	2
		2	249	2
		3	198	2
		4	198	2
RMLH22-7		1	260	2
		2	233	2
		4	183	2
RMLH226		1	280	2
		2	249	2
		3	198	2
		4	198	2
RMLH227		1	260	2
		2	233	2
		4	183	2
RMLH9073-5		1	327	2
		2	337	2
		3	294	2
		4	294	2

32-12-02

ILLUSTRATED PARTS LIST

01.1

Page 1031

Mar 01/05

PART NUMBER	AIRLINE PART NO.	FIG.	ITEM	TTL REQ
RMLH9075-3W		1	567H	3
	RMLH9075-3W	1	569N	2
		1	629R	5
		1	650	2
		1	725	2
		1	930	40
		2	519A	3
		2	534A	2
		2	606A	5
		2	627	2
		2	669	2
		2	825	40
		3	489	3
		3	504	2
		3	546	5
		3	594	2
		3	756	40
		4	498	3
		4	513	2
		4	555	5
		4	576	2
		4	612	2
		4	774	40
RMLH9075-4W		1	125	6
		1	165	8
		1	565	3
		1	595	5
		1	597F	1
		1	625	9
		1	675	9
		1	705	9
		1	750	25
		1	780	20
		2	138	6
		2	177	8
		2	504	3
		2	552	5
		2	553	1
		2	570	9
		2	642	9
		2	654	9
		2	684	25
		2	711	20
		3	102	6
		3	123	8
		3	471	3

32-12-02

 ILLUSTRATED PARTS LIST
 01.1 Page 1032
 Mar 01/05


BOEING
 COMPONENT
 MAINTENANCE MANUAL

PART NUMBER	AIRLINE PART NO.	FIG.	ITEM	TTL REQ	
RMLH9075-4W		3	519	1	
		3	531	9	
		3	567	9	
		3	579	9	
		3	615	25	
		3	633	20	
		4	102	6	
		4	123	8	
		4	480	3	
		4	528	1	
		4	540	9	
		4	585	9	
		4	597	9	
		4	633	25	
		4	660	20	
	RMLH9075-5W		1	40	6
			1	85	6
			1	365	16
		2	42	6	
		2	94	6	
		2	373	16	
		3	36	6	
		3	69	6	
		3	336	16	
		4	36	6	
		4	69	6	
		4	330	16	
RMLH9075-6		1	395	36	
		2	403	36	
		3	366	36	
		4	360	36	
SL7058S624		1	280	2	
		2	249	2	
		3	198	2	
		4	198	2	
SWKRS08-350SC TLN1001WD35		1	955	1	
		1	327	2	
		2	337	2	
		3	294	2	
		4	294	2	

32-12-02

 ILLUSTRATED PARTS LIST
 01.1 Page 1033
 Mar 01/05

PART NUMBER	AIRLINE PART NO.	FIG.	ITEM	TTL REQ
TLN1001W35		1	327	2
		2	337	2
		3	294	2
		4	294	2
TLN1020-5N		1	367	2
		2	376	2
		3	339	2
		4	333	2
TLN1020-6N		1	397	4
		2	405	4
		3	369	4
		4	363	4
TLN1020L5W		1	360	2
		2	370	2
		3	333	2
		4	327	2
TLN1020L6N		3	183A	2
		1	392	4
		2	400	4
		3	180A	2
TLN1020L6W		3	363	4
		4	357	4
		1	567H	3
		1	569N	2
		1	629R	5
		1	650	2
		1	725	2
		1	930	40
		2	519A	3
		2	534A	2
		2	606A	5
		2	627	2
		2	669	2
		2	825	40
		3	489	3
		3	504	2
3	546	5		
3	594	2		
3	756	40		
T6S1032J		4	498	3
		4	513	2
		4	555	5

32-12-02

 ILLUSTRATED PARTS LIST
 01.1 Page 1034
 Mar 01/05


BOEING
 COMPONENT
 MAINTENANCE MANUAL

PART NUMBER	AIRLINE PART NO.	FIG.	ITEM	TTL REQ
T6S1032J		4	576	2
		4	612	2
		4	774	40
T6S428J		1	125	6
		1	165	8
		1	565	3
		1	595	5
		1	597F	1
		1	625	9
		1	675	9
		1	705	9
		1	750	25
		1	780	20
		2	138	6
		2	177	8
		2	504	3
		2	552	5
		2	553	1
		2	570	9
		2	642	9
		2	654	9
		2	684	25
		2	711	20
		3	102	6
		3	123	8
		3	471	3
		3	519	1
		3	531	9
		3	567	9
		3	579	9
		3	615	25
		3	633	20
		4	102	6
		4	123	8
		4	480	3
		4	528	1
	4	540	9	
	4	585	9	
	4	597	9	
	4	633	25	
	4	660	20	

32-12-02

ILLUSTRATED PARTS LIST

01.1

Page 1035

Mar 01/05

PART NUMBER	AIRLINE PART NO.	FIG.	ITEM	TTL REQ
T6S524J		1	40	6
		1	85	6
		1	365	16
T6S524J		2	42	6
		2	94	6
		2	373	16
		3	36	6
		3	69	6
		3	336	16
		4	36	6
		4	69	6
		4	330	16
		VAL280096		1
2	249			2
3	198			2
4	198			2
VAL280097		1	260	2
		2	233	2
		4	183	2
VN303A02		1	567H	3
		1	569N	2
		1	629R	5
		1	650	2
		1	725	2
		1	930	40
		2	519A	3
		2	534A	2
		2	606A	5
		2	627	2
		2	669	2
		2	825	40
		3	489	3
		3	504	2
		3	546	5
		3	594	2
		3	756	40
		4	498	3
		4	513	2
		4	555	5
4	576	2		
4	612	2		
4	774	40		

32-12-02

 ILLUSTRATED PARTS LIST
 01.1 Page 1036
 Mar 01/05


BOEING
 COMPONENT
 MAINTENANCE MANUAL

PART NUMBER	AIRLINE PART NO.	FIG.	ITEM	TTL REQ		
VN303A048		1	125	6		
		1	165	8		
		1	565	3		
		1	595	5		
		1	597F	1		
		1	625	9		
		1	675	9		
		VN303A048		1	705	9
				1	750	25
				1	780	20
2	138			6		
2	177			8		
2	504			3		
2	552			5		
2	553			1		
2	570			9		
2	642			9		
2	654			9		
2	684			25		
2	711			20		
3	102			6		
3	123			8		
3	471			3		
3	519			1		
3	531			9		
3	567			9		
3	579			9		
3	615	25				
3	633	20				
4	102	6				
4	123	8				
4	480	3				
4	528	1				
4	540	9				
4	585	9				
4	597	9				
4	633	25				
4	660	20				

32-12-02

ILLUSTRATED PARTS LIST

01.1

Page 1037

Mar 01/05

PART NUMBER	AIRLINE PART NO.	FIG.	ITEM	TTL REQ
WES08FAGC YAT14B		1	955	1
		1	309A	1
		2	318	1
		3	252	1
		4	273	1
		1	425G	1
100224-12		2	432	1
		3	390	1
		4	390	1
100226-12		1	59	1
		2	58	1
		3	39	1
		4	39	1
100228-12		1	100G	1
		2	109	1
		3	72	1
		4	72	1
14AL3234		1	309A	1
		2	318	1
		3	252	1
		4	273	1
149T6810-1		1	425K	1
		2	432N	1
		3	396	1
		4	396	1
149T6810-2		1	426	1
		2	433	1
		3	405	1
		4	399	1
149T6811-1		1	427	1
		2	434G	1
		3	411	1
		4	414	1
149T6811-2		1	474	1
		2	434P	1
		3	435	1
		4	417	1

32-12-02

 ILLUSTRATED PARTS LIST
 01.1 Page 1038
 Mar 01/05


BOEING
 COMPONENT
 MAINTENANCE MANUAL

PART NUMBER	AIRLINE PART NO.	FIG.	ITEM	TTL REQ
149T6906-1		1	536	1
		2	493	1
149T6906-12		1	910	1
		2	831	1
		3	762	1
		4	780	1
149T6906-14		1	735	1
		2	696	1
		3	624	1
		4	645	1
149T6906-15		1	540	1
		2	507	1
		3	474	1
		4	483	1
149T6906-17		1	795	1
		2	747	1
		3	678	1
		4	696	1
149T6906-18		1	915	1
		2	834	1
		3	765	1
		4	783	1
149T6906-2		1	538	1
		2	494	1
149T6906-28		1	635	1
		2	633	1
149T6906-29		1	785A	1
		2	726	1
		3	660	1
		4	678	1
149T6906-30		1	790G	1
		2	735	1
		3	663	1
		4	681	1
149T6906-31		1	785B	1
		2	729	1
		3	666	1
		4	684	1

32-12-02

 ILLUSTRATED PARTS LIST
 01.1 Page 1039
 Mar 01/05

PART NUMBER	AIRLINE PART NO.	FIG.	ITEM	TTL REQ
149T6906-32		1	790H	1
		2	741	1
		3	669	1
		4	687	1
149T6906-33		1	785C	1
		2	732	1
		3	672	1
		4	690	1
149T6906-34		1	790J	1
		2	744	1
		3	675	1
		4	693	1
149T6906-35		1	575A	1
		2	558	1
149T6906-36		1	570A	1
		2	555	1
149T6906-53		1	542	2
		1	752	2
		1	762	2
		2	509	2
		2	687	2
		2	722	2
		3	477	2
		3	642	2
		3	654	2
		4	486	2
149T6906-53		4	636	2
		4	672	2
		4	672	2
149T6906-55		1	730A	1
		2	690	1
		3	618	1
		4	639	1

32-12-02

 ILLUSTRATED PARTS LIST
 01.1 Page 1040
 Mar 01/05


BOEING
 COMPONENT
 MAINTENANCE MANUAL

PART NUMBER	AIRLINE PART NO.	FIG.	ITEM	TTL REQ
149T6906-56		1	733A	1
		2	693	1
		3	621	1
		4	642	1
149T6906-61		1	629	1
		2	615	1
		3	555	1
		4	564	1
149T6906-62		1	629G	1
		2	618	1
		3	558	1
		4	567	1
149T6906-63		1	628	1
		2	609	1
		3	549	1
		4	558	1
149T6906-64		1	628G	1
		2	612	1
		3	552	1
		4	561	1
149T6906-67		1	568A	1
		2	537A	1
		3	507	1
		4	516	1
149T6906-68		1	568H	1
		2	540A	1
		3	510	1
		4	519	1
149T6906-69		1	751A	1
		2	699A	1
		3	636	1
		4	648	1
149T6906-70		1	752G	1
		2	702A	1
		3	639	1
149T6906-70		4	651	1
149T6906-71		1	753A	1
		2	717A	1
		3	645	1
		4	666	1

32-12-02

ILLUSTRATED PARTS LIST

01.1

Page 1041

Mar 01/05

PART NUMBER	AIRLINE PART NO.	FIG.	ITEM	TTL REQ
149T6906-72		1	755A	1
		2	720A	1
		3	648	1
		4	669	1
149T6906-73		1	760A	1
		2	714A	1
		3	651	1
		4	663	1
149T6906-76		1	630A	1
		2	630A	1
149T6906-81		1	566B	1
		2	525B	1
		3	495	1
		4	504	1
149T6906-82		1	565J	1
		2	522B	1
		3	492	1
		4	501	1
149T6906-83		1	536A	1
		2	493L	1
149T6906-84		1	538A	1
		2	494L	1
149T6906-85		1	568D	1
		2	537D	1
		3	507A	1
		4	516A	1
149T6906-86		1	568L	1
		2	540D	1
		3	510A	1
		4	519A	1
149T6906-87		1	565M	1
		2	522E	1
		3	492A	1
		4	501A	1

32-12-02

 ILLUSTRATED PARTS LIST
 01.1 Page 1042
 Mar 01/05


BOEING
 COMPONENT
 MAINTENANCE MANUAL

PART NUMBER	AIRLINE PART NO.	FIG.	ITEM	TTL REQ
149T6906-88		1	795C	1
		2	747C	1
		3	678A	1
		4	696A	1
149T6906-89		1	536B	1
		2	493M	1
		3	456	1
		4	465	1
149T6906-9		1	545	1
		2	510	1
		3	480	1
		4	489	1
149T6906-90		1	538B	1
		2	494M	1
		3	459	1
		4	468	1
149T6906-91		1	566C	1
		2	525C	1
		3	495A	1
		4	504A	1
149T6907-10		1	895	1
		2	813	1
		3	744	1
		4	762	1
149T6907-11		1	820	4
		2	765	4
		3	696	4
		4	714	4
149T6907-13		1	880A	1
		2	801	1
		3	732	1
		4	750	1

32-12-02

 ILLUSTRATED PARTS LIST
 01.1 Page 1043
 Mar 01/05

PART NUMBER	AIRLINE PART NO.	FIG.	ITEM	TTL REQ
149T6907-14		1	882A	1
		2	804	1
		3	735	1
		4	753	1
149T6907-15		1	865A	1
		2	792	1
		3	723	1
		4	741	1
149T6907-16		1	805A	4
		2	756	4
		3	687	4
		4	705	4
149T6907-18		1	896	1
		2	816	1
		3	747	1
		4	765	1
149T6907-19		1	707	1
149T6907-19		2	670	1
149T6907-20		1	710B	1
		2	672A	1
149T6907-23		1	707B	1
		2	670B	1
		3	597	1
		4	615	1
149T6907-24		1	710D	1
		2	672C	1
		3	600	1
		4	618	1
149T6907-3		1	835	1
		2	774	1
		3	705	1
		4	723	1
149T6907-5		1	605	1
		1	680	1
		2	576	1
		2	657	1
		3	534	1
		3	582	1
		4	543	1
		4	600	1

32-12-02

 ILLUSTRATED PARTS LIST
 01.1 Page 1044
 Mar 01/05


BOEING
 COMPONENT
 MAINTENANCE MANUAL

PART NUMBER	AIRLINE PART NO.	FIG.	ITEM	TTL REQ
149T6907-6		1	600	1
		1	685	1
		2	573	1
		2	660	1
		3	537	1
		3	585	1
		4	546	1
		4	603	1
		4	655	1
		2	645	1
149T6907-7		3	570	1
		4	588	1
		1	850	1
		2	783	1
149T6907-9		3	714	1
		4	732	1
		1	1	RF
		1	3	RF
		1	337	1
149T6910-1		2	408	1
		3	315	1
		4	366	1
		1	338	1
		2	411	1
149T6910-22		3	318	1
		4	369	1
		1	275A	1
		2	242	1
149T6910-24		3	195	1
		4	189	1
		1	215A	1
		2	204	1
		3	150	1
149T6910-25		4	150	1
		1	985	1
		3	813	1
		1	990	1
149T6910-27		3	816	1
		1	1A	RF
		2	1	RF
149T6910-28		1	3A	RF
		3	3	RF
149T6910-29		1	1A	RF
		2	1	RF
149T6910-30		1	3A	RF
		2	3	RF

32-12-02

 ILLUSTRATED PARTS LIST
 01.1 Page 1045
 Mar 01/05

PART NUMBER	AIRLINE PART NO.	FIG.	ITEM	TTL REQ
149T6910-32		1	435A	1
		2	441	1
		3	417	1
		4	423	1
149T6910-34		1	450A	1
		2	450	1
		3	423	1
		4	429	1
149T6910-37		1	475A	1
		2	465	1
		3	438	1
		4	438	1
149T6910-39		1	490A	1
		2	474	1
		3	444	1
		4	444	1
149T6910-40		1	495A	1
		2	477	1
		3	447	1
		4	447	1
149T6910-41		1	505A	1
		2	483	1
		3	450	1
		4	450	1
149T6910-42		1	510A	1
149T6910-42		2	484	1
		3	453	1
		4	453	1
149T6910-43		1	425M	1
		2	433G	1
		3	399	1
		4	402	1

32-12-02

 ILLUSTRATED PARTS LIST
 01.1 Page 1046
 Mar 01/05


BOEING
 COMPONENT
 MAINTENANCE MANUAL

PART NUMBER	AIRLINE PART NO.	FIG.	ITEM	TTL REQ
149T6910-44		1	426G	1
		2	433N	1
		3	402	1
		4	405	1
149T6910-45		1	430A	1
		2	438	1
		3	414	1
		4	420	1
149T6910-47		1	445A	1
		2	447	1
		3	420	1
		4	426	1
149T6910-48		1	480A	1
		2	468	1
		3	441	1
		4	441	1
149T6910-49		1	460A	1
		2	456	1
		3	426	1
		4	432	1
149T6910-50		1	465A	1
		2	459	1
		3	429	1
		4	435	1
149T6910-5001		1	532	1
149T6910-5002		1	534	1
149T6910-5003		1	532A	1
149T6910-5004		1	534A	1
149T6910-5005		1	532B	1
149T6910-5006		1	534B	1
149T6910-5011		1	532C	1
149T6910-5012		1	534C	1
149T6910-5013		2	490	1
149T6910-5014		2	491	1

32-12-02

 ILLUSTRATED PARTS LIST
 01.1 Page 1047
 Mar 01/05

PART NUMBER	AIRLINE PART NO.	FIG.	ITEM	TTL REQ
149T6910-5015		2	490A	1
149T6910-5016		2	491A	1
149T6910-5017		1	532D	1
149T6910-5018		1	534D	1
149T6910-5019		2	490B	1
149T6910-5020		2	491B	1
149T6910-5021		1	532E	1
149T6910-5022		1	534E	1
149T6910-5023		2	490C	1
149T6910-5024		2	491C	1
149T6910-5025		1	532F	1
149T6910-5026		1	534F	1
149T6910-5027		2	490D	1
149T6910-5028		2	491D	1
149T6910-51		1	994	1
		2	951	1
		3	825	1
		4	849	1
149T6910-52		1	994C	1
		2	952	1
		3	828	1
		4	852	1
149T6910-53		1	994F	1
		2	953	1
		3	831	1
		4	855	1
149T6910-54		1	994J	1
		2	954	1
		3	834	1
		4	858	1
149T6910-55		1	994M	1
		2	955	1
		3	837	1
		4	861	1
149T6910-61		1	1B	RF
		3	1A	RF
149T6910-62		1	3B	RF
		3	3	RF
149T6910-63		1	1C	RF
		4	1A	RF

32-12-02

 ILLUSTRATED PARTS LIST
 01.1 Page 1048
 Mar 01/05


BOEING
 COMPONENT
 MAINTENANCE MANUAL

PART NUMBER	AIRLINE PART NO.	FIG.	ITEM	TTL REQ
149T6910-64		1	3C	RF
		4	3	RF
149T6910-69		1	1D	RF
		3	1B	RF
149T6910-70		1	3D	RF
		3	3A	RF
149T6910-7001		1	5C	1
		2	10	1
149T6910-7002		1	7C	1
149T6910-7002		2	10G	1
149T6920-69		1	996	1
		2	957	1
149T6920-70		1	997	1
		2	959	1
149T6920-79		1	996B	1
		2	957A	1
		3	840	1
		4	864	1
149T6920-80		1	997A	1
		2	959A	1
		3	843	1
		4	867	1
149T6922-1		1	405	2
		2	417	2
		3	375	2
		4	375	2
149T6922-10		1	307A	1
		2	317	1
		3	249	1
		4	270	1
149T6922-3		1	415	2
		2	423	2
		3	381	2
		4	381	2
149T6922-7		1	410A	2
		2	420	2
		3	378	2
		4	378	2
149T6922-9		1	306A	1
		2	314	1
		3	246	1
		4	267	1

32-12-02

ILLUSTRATED PARTS LIST

01.1

Page 1049

Mar 01/05

PART NUMBER	AIRLINE PART NO.	FIG.	ITEM	TTL REQ
149T6927-1		1	943	1
		2	855	1
		3	768	1
		4	786	1
149T6927-10		1	975	1
		2	910	1
149T6927-11		1	943A	1
149T6927-12		1	945A	1
149T6927-13		1	943B	1
149T6927-14		1	945B	1
149T6927-15		1	957A	1
149T6927-16		1	960A	1
149T6927-17		1	963A	1
149T6927-18		1	965A	1
149T6927-19		1	973A	1
149T6927-2		1	945	1
		2	860	1
		3	771	1
		4	789	1
149T6927-20		1	975A	1
149T6927-21		1	963B	1
		2	885A	1
		3	786	1
		4	804	1
149T6927-22		1	965B	1
		2	890A	1
		3	789	1
		4	807	1
149T6927-23		1	973B	1
		2	905A	1
		3	798	1
		4	816	1

32-12-02

 ILLUSTRATED PARTS LIST
 01.1 Page 1050
 Mar 01/05


BOEING
 COMPONENT
 MAINTENANCE MANUAL

PART NUMBER	AIRLINE PART NO.	FIG.	ITEM	TTL REQ
149T6927-24		1	975B	1
		2	910A	1
		3	801	1
		4	819	1
149T6927-25		1	970A	2
		2	900A	2
		3	795	2
		4	813	2
149T6927-3		1	957	1
		2	875	1
		3	780	1
		4	798	1
149T6927-4		1	960	1
		2	880	1
		3	783	1
		4	801	1
149T6927-6		1	970	2
		2	900	2
149T6927-7		1	963	1
		2	885	1
149T6927-8		1	965	1
		2	890	1
149T6927-9		1	973	1
		2	905	1
149T6929-1		1	330D	1
149T6929-1		2	352	1
		3	309A	1
		4	309A	1
		1	335D	1
149T6929-2		2	355	1
		3	312A	1
		4	312A	1
		1	420E	1
149T6929-3		2	426	1
		3	384A	1
		4	384A	1

32-12-02

ILLUSTRATED PARTS LIST

01.1

Page 1051

Mar 01/05

PART NUMBER	AIRLINE PART NO.	FIG.	ITEM	TTL REQ
149T6929-4		1	425E	1
		2	429	1
		3	387A	1
		4	387A	1
149T6929-5		1	330C	1
		2	352A	1
		3	309	1
		4	309	1
149T6929-6		1	335C	1
		2	355A	1
		3	312	1
		4	312	1
149T6929-7		1	420D	1
		2	426A	1
		3	384	1
		4	384	1
149T6929-8		1	425D	1
		2	429A	1
		3	387	1
		4	387	1
149T6940-1		1	315	1
		2	340	1
		3	297	1
		4	297	1
149T6940-5		1	316	1
		2	343	1
		3	300	1
		4	300	1
149T6940-7		1	319A	1
		2	346G	1
		3	303	1
		4	303	1

32-12-02

 ILLUSTRATED PARTS LIST
 01.1 Page 1052
 Mar 01/05


BOEING
 COMPONENT
 MAINTENANCE MANUAL

PART NUMBER	AIRLINE PART NO.	FIG.	ITEM	TTL REQ
149T6940-8		1	320A	1
		2	349A	1
149T6940-8		3	306	1
		4	306	1
149T6941-1		1	145	1
		2	165	1
		3	111	1
		4	111	1
149T6941-2		1	195	1
		2	192	1
		3	138	1
		4	138	1
149T6941-3		1	180	1
		2	189	1
		3	135	1
		4	135	1
149T6941-4		1	170	1
		2	183	1
		3	129	1
		4	129	1
149T6944-10		1	250A	1
		2	224	1
		3	171	1
		4	171	1
149T6944-11		1	301A	1
		2	288	1
		3	240	1
		4	240	1
149T6944-12		1	305A	1
		2	291	1
		3	243	1
		4	243	1
149T6944-9		1	245A	1
		2	221	1
		3	168	1
		4	168	1
149T6973-1		1	107	1
		2	141	1
		3	105	1
		4	105	1
149T6973-2		1	108	1
		2	143	1
		3	108	1
		4	108	1
149T6986-5		1	310A	1
		2	297	1
		3	255	1

32-12-02

 ILLUSTRATED PARTS LIST
 01.1 Page 1053
 Mar 01/05

PART NUMBER	AIRLINE PART NO.	FIG.	ITEM	TTL REQ
149T6986-5		4	249	1
149T6986-8		1	310C	1
		2	303	1
		3	261	1
		4	255	1
149T7803-10		1	240A	1
		2	219	1
		3	165	1
		4	165	1
149T7803-7		1	200A	1
		2	195	1
		3	141	1
		4	141	1
149T7803-8		1	205A	1
		2	198	1
		3	144	1
		4	144	1
149T7803-9		1	235A	1
		2	216	1
		3	162	1
		4	162	1
149T7804-1		2	915	1
		4	822	1
149T7804-2		2	920	1
		4	825	1
149T7804-7		2	935	1
		4	834	1
1728B		1	947	1
		1	967	1
		2	865	1
		2	895	1
		3	774	1
		3	792	1
		4	792	1
		4	810	1
273T4540-1		1	101	1
		2	114	1
		3	78	1
		4	78	1
273T4540-2		1	102	1
		2	111	1
		3	75	1
		4	75	1

32-12-02

 ILLUSTRATED PARTS LIST
 01.1 Page 1054
 Mar 01/05


BOEING
 COMPONENT
 MAINTENANCE MANUAL

PART NUMBER	AIRLINE PART NO.	FIG.	ITEM	TTL REQ
273T4540-3		1	105	1
		2	126	1
273T4540-3		3	90	1
		4	90	1
273T4540-4		1	106	1
		2	123	1
		3	87	1
		4	87	1
284T0441-3		1	299B	1
		2	279	1
		3	231	1
		4	231	1
284T0441-4		1	300B	1
		2	282	1
		3	234	1
		4	234	1
284T0452-5		1	293A	1
		2	261	1
		3	210	1
		4	210	1
284T0452-6		1	294A	1
		2	264	1
		3	213	1
		4	213	1
284T0859-3		1	300H	1
		2	285A	1
		3	237	1
		4	237	1
284T0860-1		1	296A	1
		2	273	1
		3	225	1
		4	225	1

32-12-02

 ILLUSTRATED PARTS LIST
 01.1 Page 1055
 Mar 01/05

PART NUMBER	AIRLINE PART NO.	FIG.	ITEM	TTL REQ
284T0860-2		1	296G	1
		2	276	1
		3	228	1
		4	228	1
52LH6073-054		1	367	2
		2	376	2
		3	339	2
		4	333	2
52LH6073-064		1	397	4
		2	405	4
		3	183A	2
		3	369	4
53488-524		4	363	4
		1	367	2
		2	376	2
		3	339	2
53488-524		4	333	2
		1	397	4
		2	405	4
		3	369	4
53488-624		4	363	4
		3	183A	2
		1	360	2
		2	370	2
53488N624		3	333	2
		4	327	2
		1	392	4
		2	400	4
53488W524		3	180A	2
		3	363	4
		3	357	4
		4		

32-12-02

 ILLUSTRATED PARTS LIST
 01.1 Page 1056
 Mar 01/05


BOEING
 COMPONENT
 MAINTENANCE MANUAL

PART NUMBER	AIRLINE PART NO.	FIG.	ITEM	TTL REQ
6073-05		1	360	2
		2	370	2
		3	333	2
		4	327	2
6073-06		1	392	4
		2	400	4
		3	180A	2
		3	363	4
66014-8		4	357	4
		1	322	2
		2	323	2
		3	279	2
67832-624		4	279	2
		1	280	2
		2	249	2
		3	198	2
67832-720		4	198	2
		1	260	2
		2	233	2
		4	183	2
678326		1	280	2
		2	249	2
		3	198	2
		4	198	2
678327		1	260	2
		2	233	2
		4	183	2
		1	327	2
69233SB5D		2	337	2
		3	294	2
69233SB5D		4	294	2
		1	425G	1
940CW24-12		2	432	1
		3	390	1
		4	390	1
		1	59	1
940CW26-12		2	58	1
		3	39	1
		4	39	1
		1	100G	1
940CW28-12		2	109	1
		3	72	1
		4	72	1

32-12-02

 ILLUSTRATED PARTS LIST
 01.1 Page 1057
 Mar 01/05

PART NUMBER	AIRLINE PART NO.	FIG.	ITEM	TTL REQ
96-02		1	567H	3
		1	569N	2
		1	629R	5
		1	650	2
		1	725	2
		1	930	40
		2	519A	3
		2	534A	2
		2	606A	5
		2	627	2
		2	669	2
		2	825	40
		3	489	3
		3	504	2
		3	546	5
		3	594	2
		3	756	40
		4	498	3
		4	513	2
	96-048		4	555
		4	576	2
		4	612	2
		4	774	40
		1	125	6
		1	165	8
		1	565	3
		1	595	5
		1	597F	1
		1	625	9
	1	675	9	
	1	705	9	

32-12-02

 ILLUSTRATED PARTS LIST
 01.1 Page 1058
 Mar 01/05


BOEING
 COMPONENT
 MAINTENANCE MANUAL

PART NUMBER	AIRLINE PART NO.	FIG.	ITEM	TTL REQ		
96-048		1	750	25		
		1	780	20		
		2	138	6		
		2	177	8		
		2	504	3		
		2	552	5		
		2	553	1		
		2	570	9		
		2	642	9		
		2	654	9		
		2	684	25		
		2	711	20		
		3	102	6		
		3	123	8		
		3	471	3		
		3	519	1		
		3	531	9		
		3	567	9		
		3	579	9		
		3	615	25		
		3	633	20		
		4	102	6		
		4	123	8		
		4	480	3		
		4	528	1		
		4	540	9		
		4	585	9		
		4	597	9		
		4	633	25		
		4	660	20		
		96-054		1	40	6
				1	85	6
				1	365	16
2	42			6		
2	94			6		
2	373			16		
3	36			6		
3	69			6		
3	336			16		
4	36			6		
96-064		1	395	36		
		2	403	36		
		3	366	36		
96-064		3	366	36		
		4	360	36		

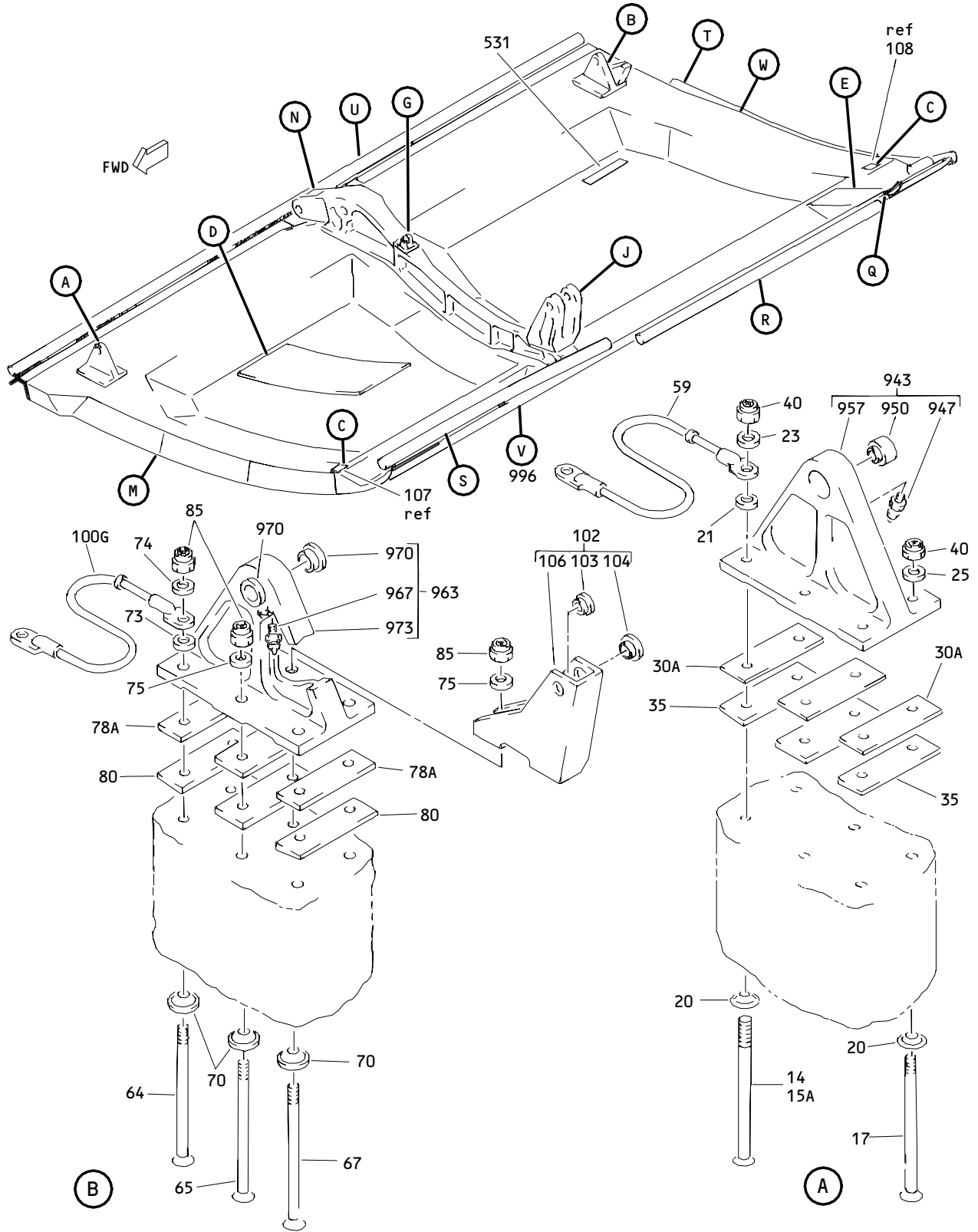
32-12-02

ILLUSTRATED PARTS LIST

01.1

Page 1059

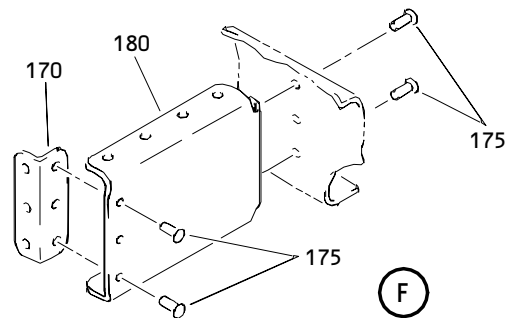
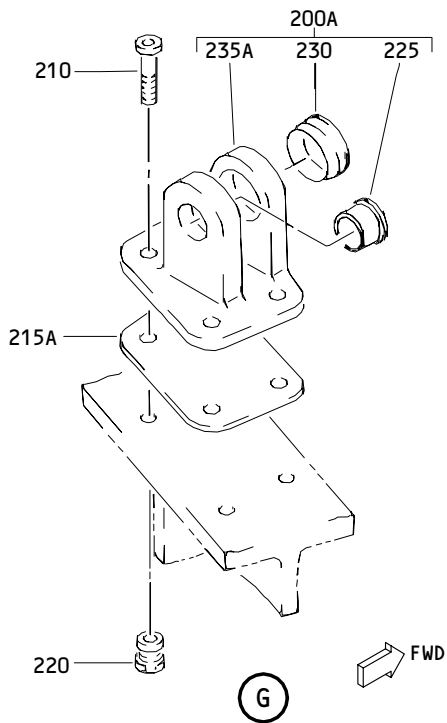
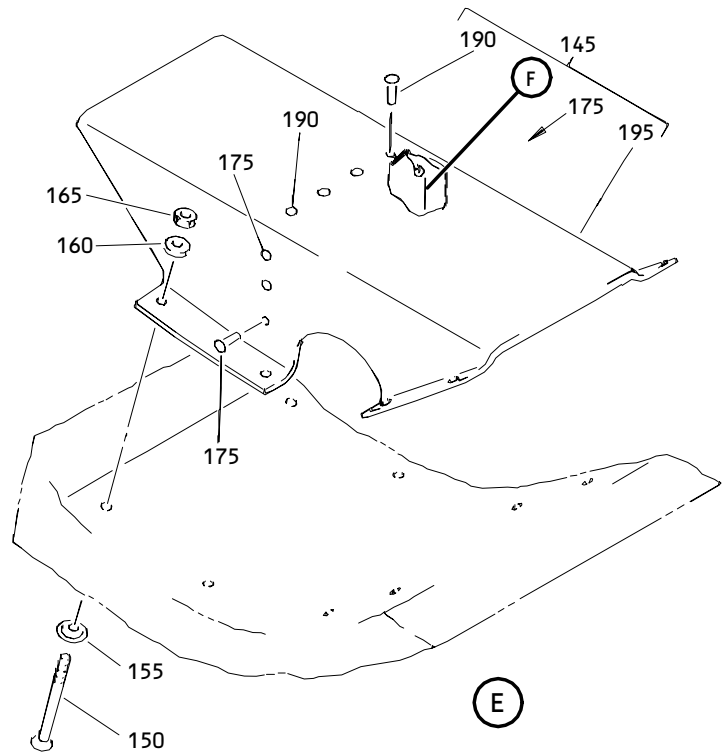
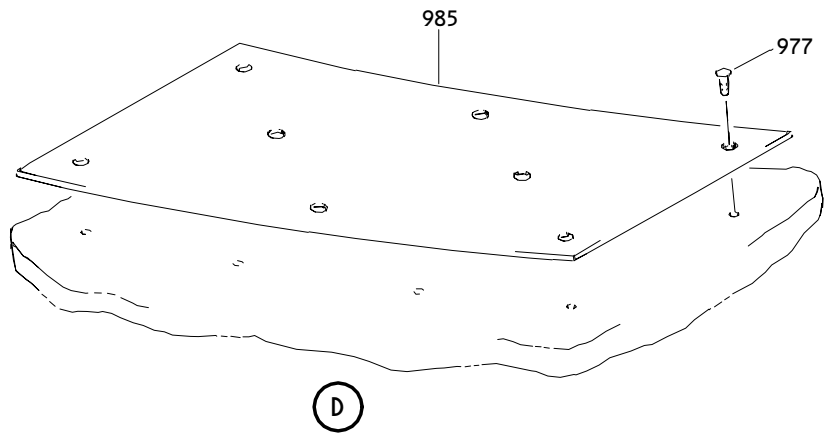
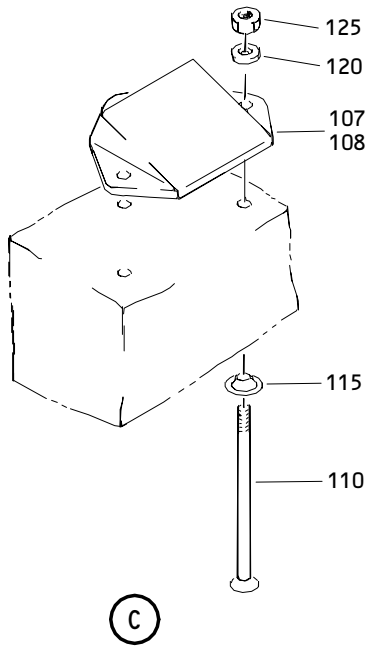
Mar 01/05



Main Landing Gear Door Assembly
Figure 1 (Sheet 1)

32-12-02

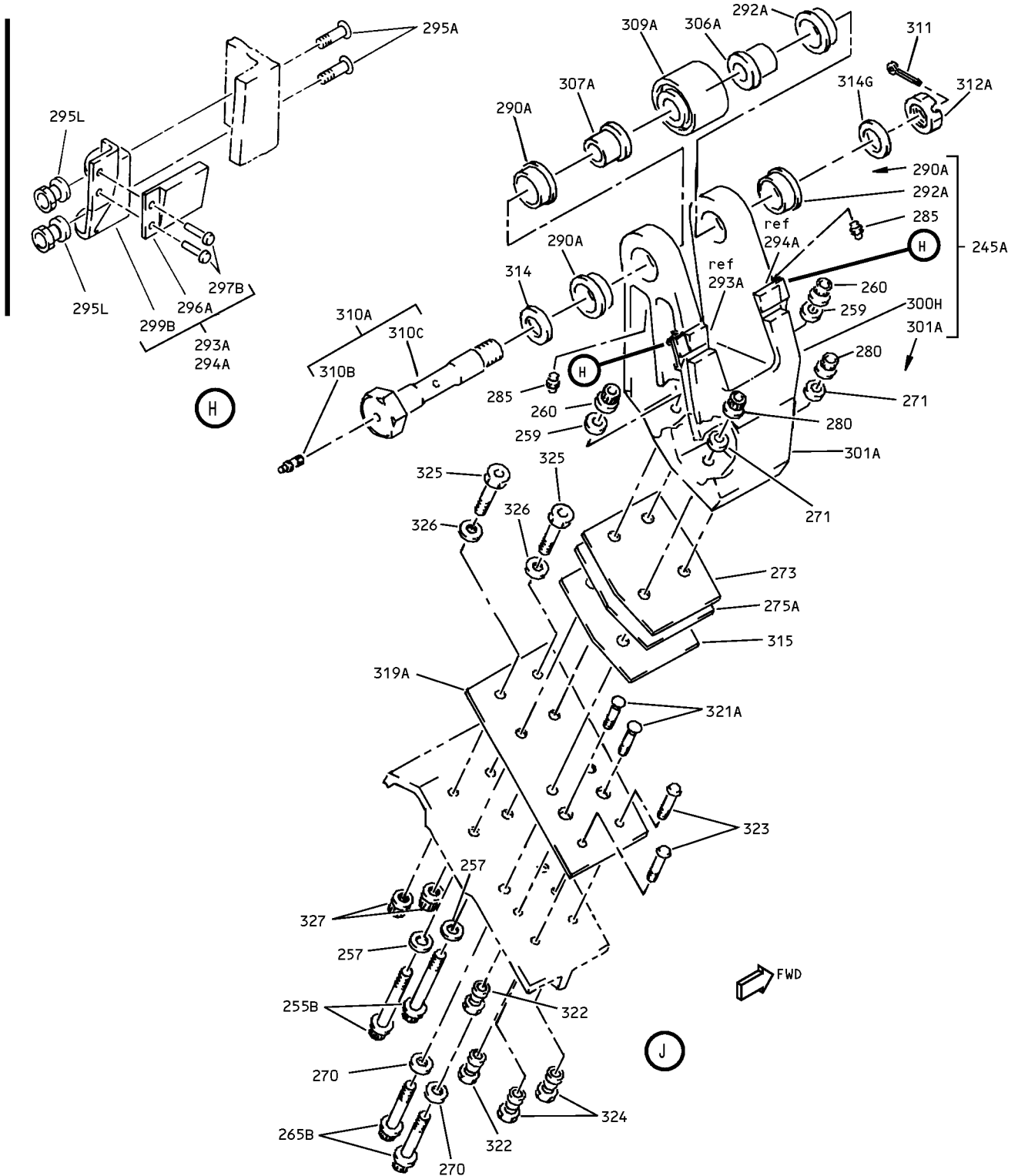
ILLUSTRATED PARTS LIST
 01.1 Page 1060
 Mar 01/05



Main Landing Gear Door Assembly
 Figure 1 (Sheet 2)

32-12-02

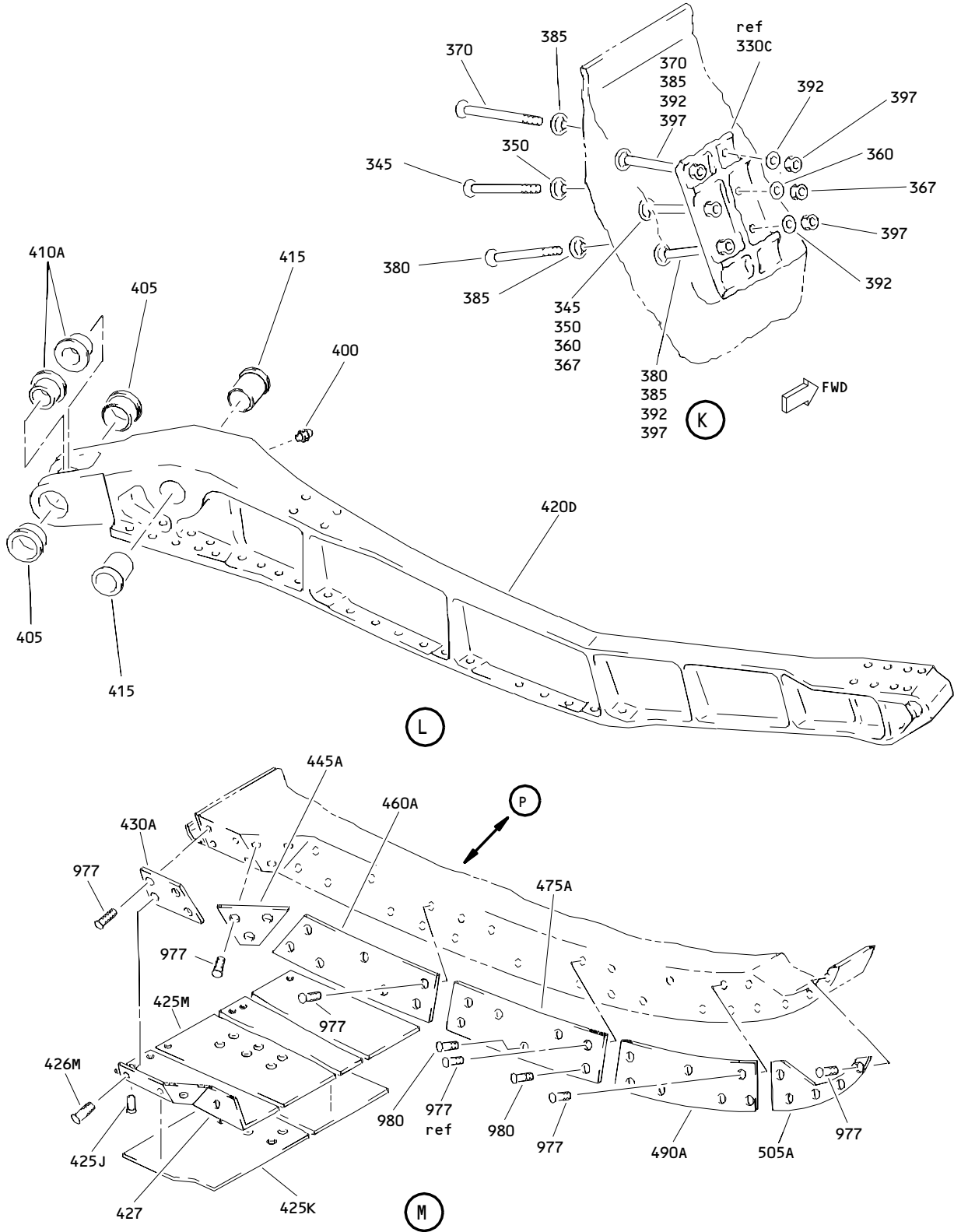
ILLUSTRATED PARTS LIST
 01.1 Page 1061
 Mar 01/05



Main Landing Gear Door Assembly
 Figure 1 (Sheet 3)

32-12-02

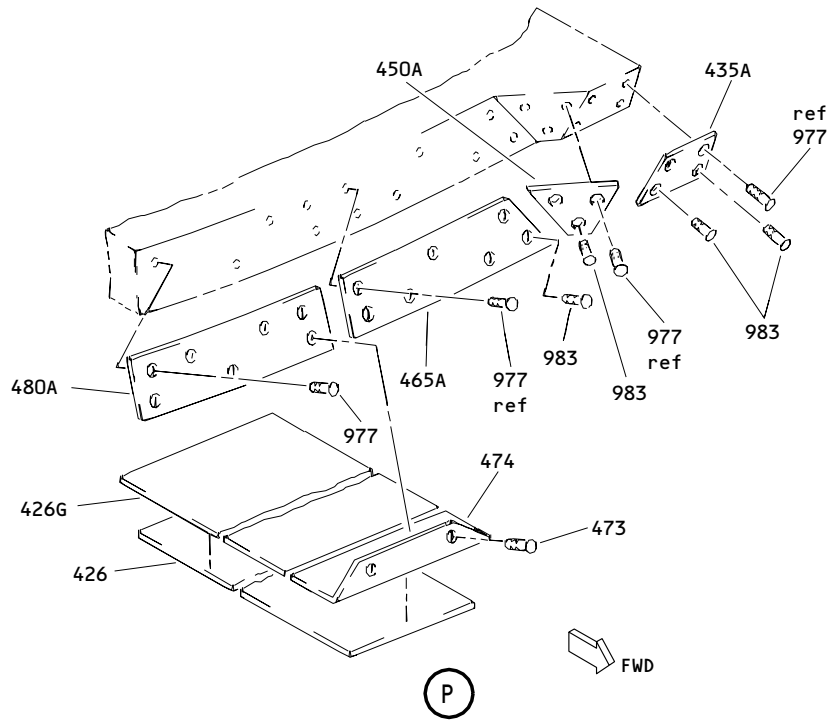
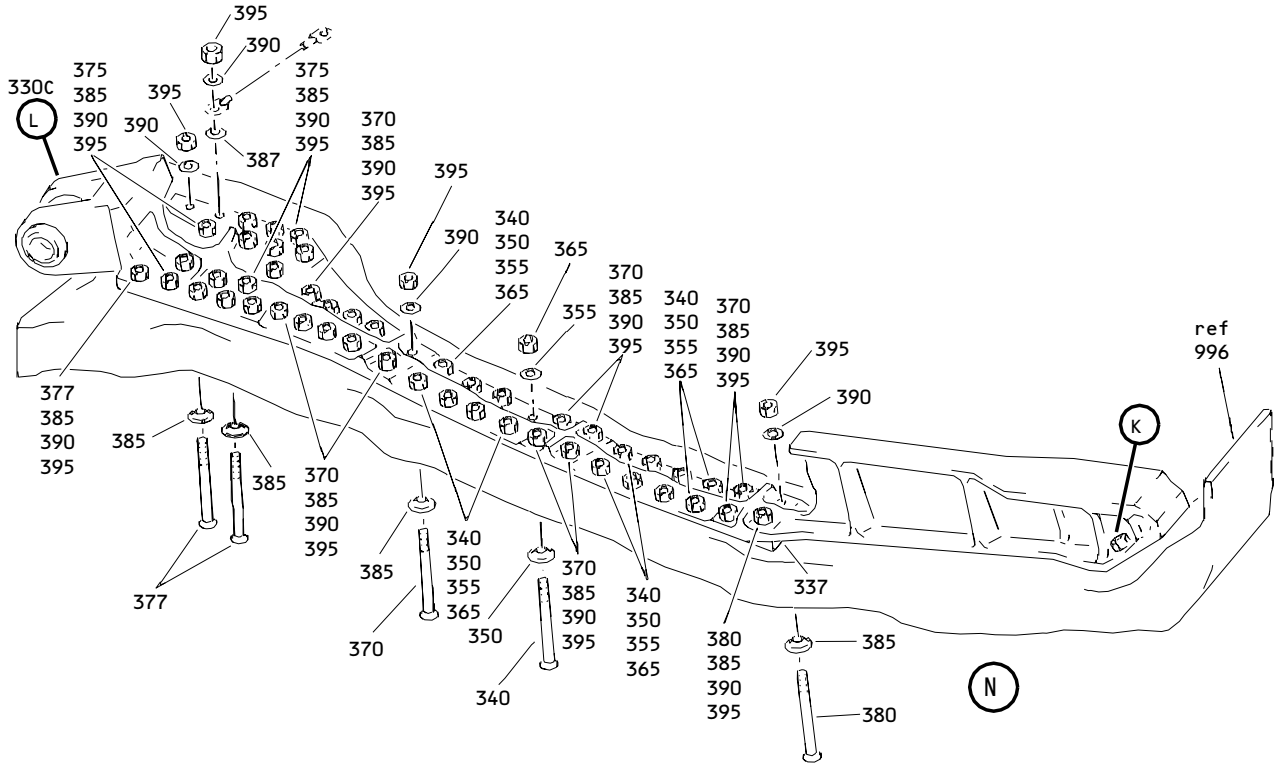
ILLUSTRATED PARTS LIST
 01.1 Page 1062
 Mar 01/05



Main Landing Gear Door Assembly
 Figure 1 (Sheet 4)

32-12-02

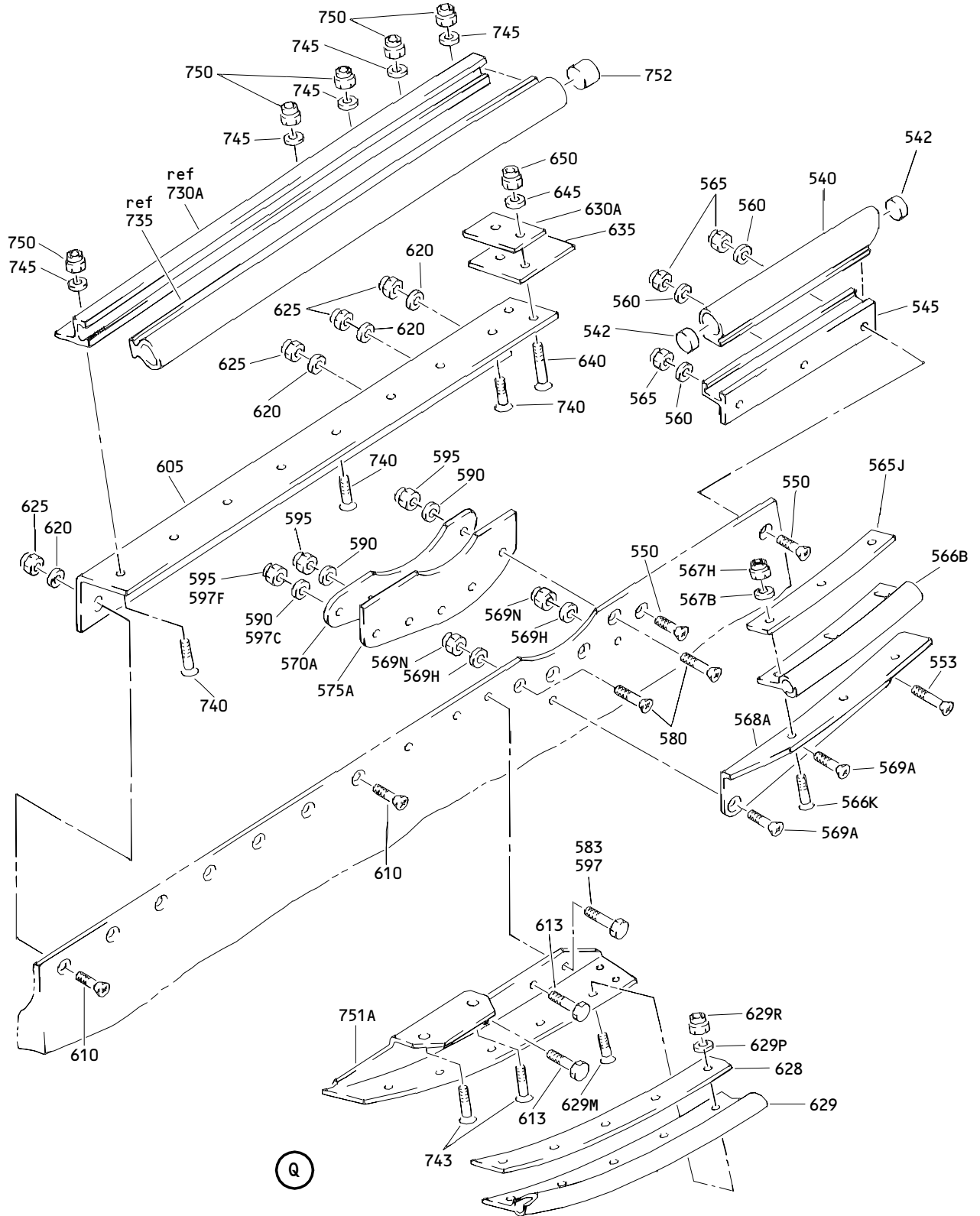
ILLUSTRATED PARTS LIST
 01.1 Page 1063
 Mar 01/05



Main Landing Gear Door Assembly
Figure 1 (Sheet 5)

32-12-02

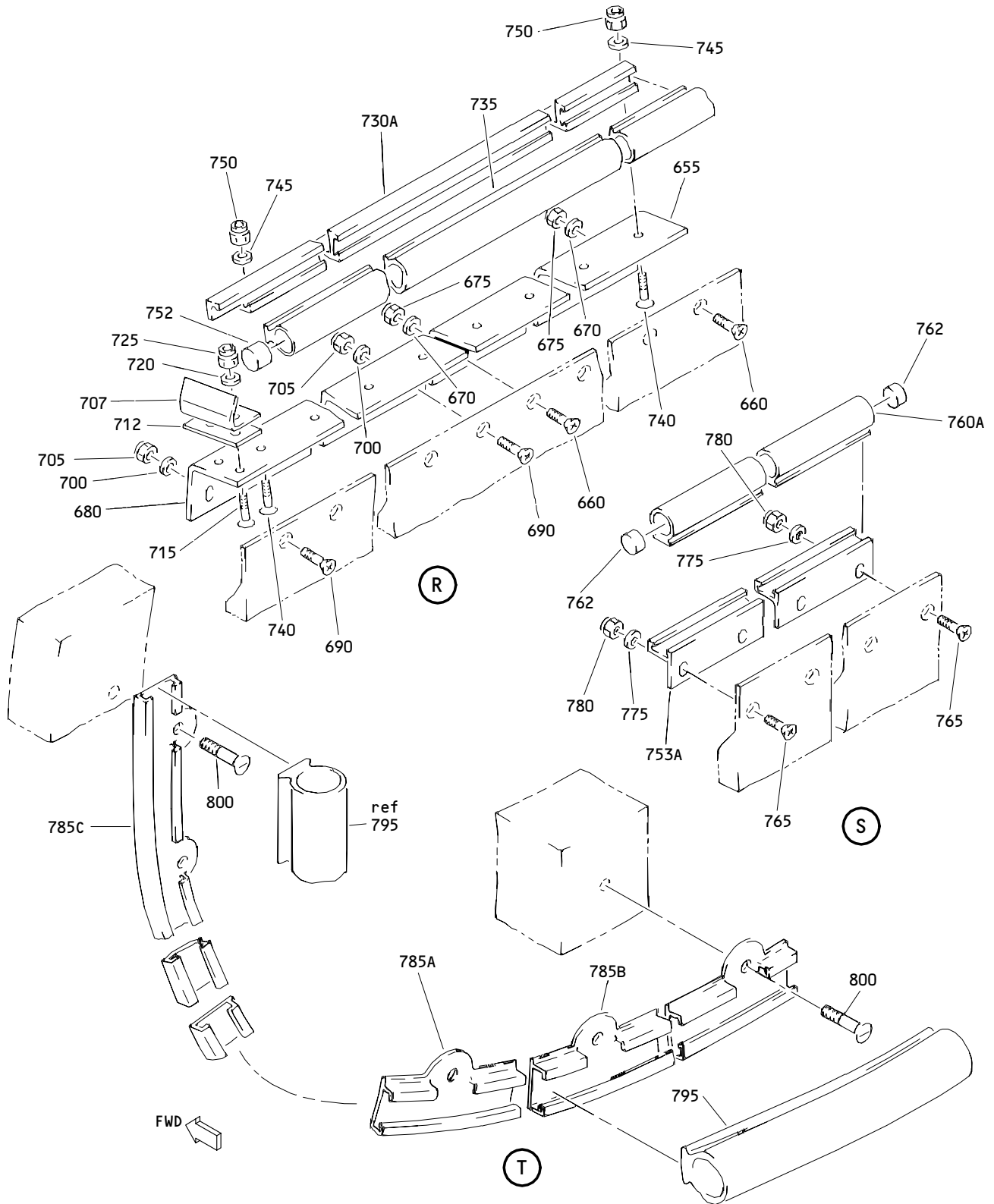
ILLUSTRATED PARTS LIST
01.1 Page 1064
Mar 01/05



Main Landing Gear Door Assembly
Figure 1 (Sheet 6)

32-12-02

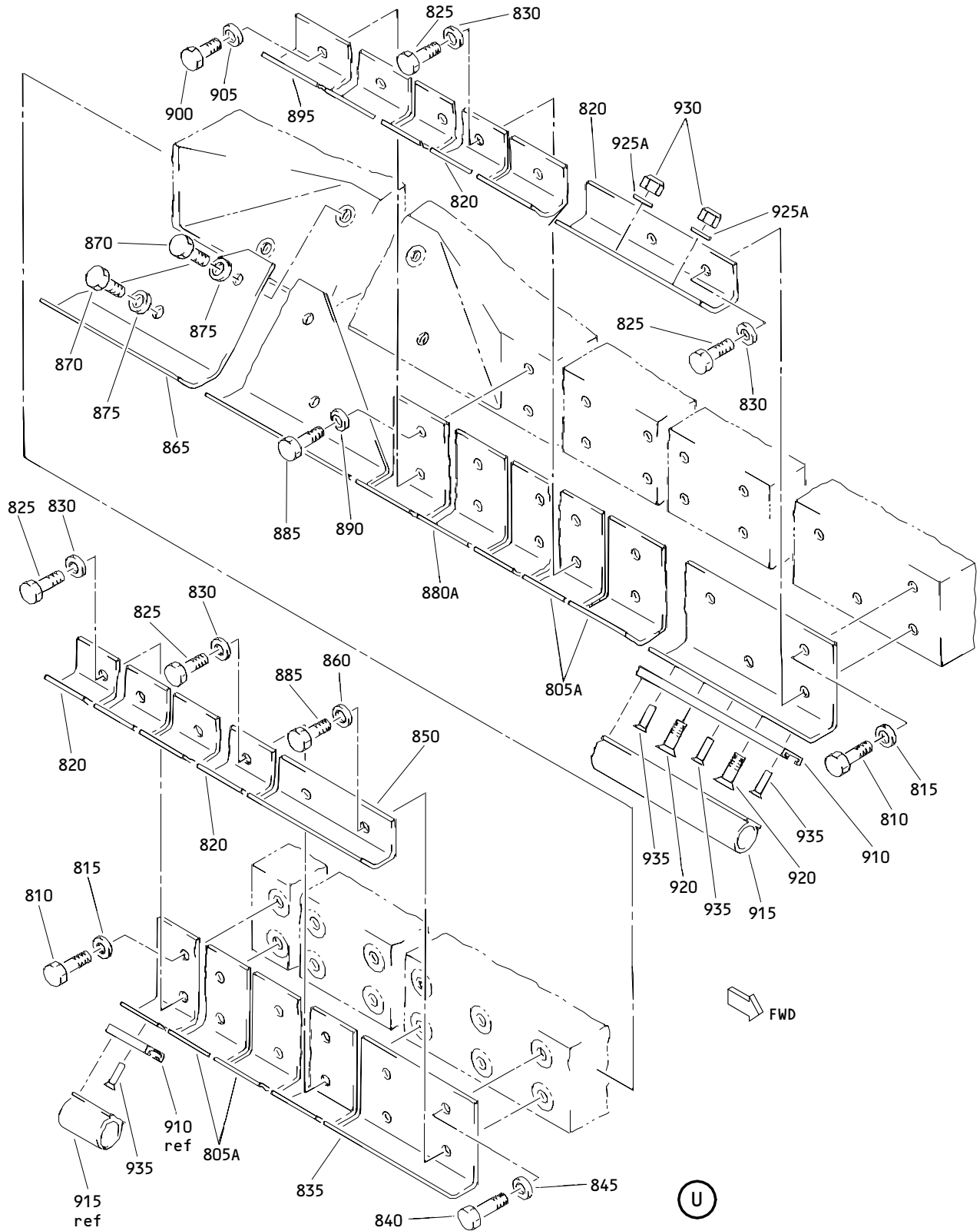
ILLUSTRATED PARTS LIST
 01.1 Page 1065
 Mar 01/05



Main Landing Gear Door Assembly
 Figure 1 (Sheet 7)

32-12-02

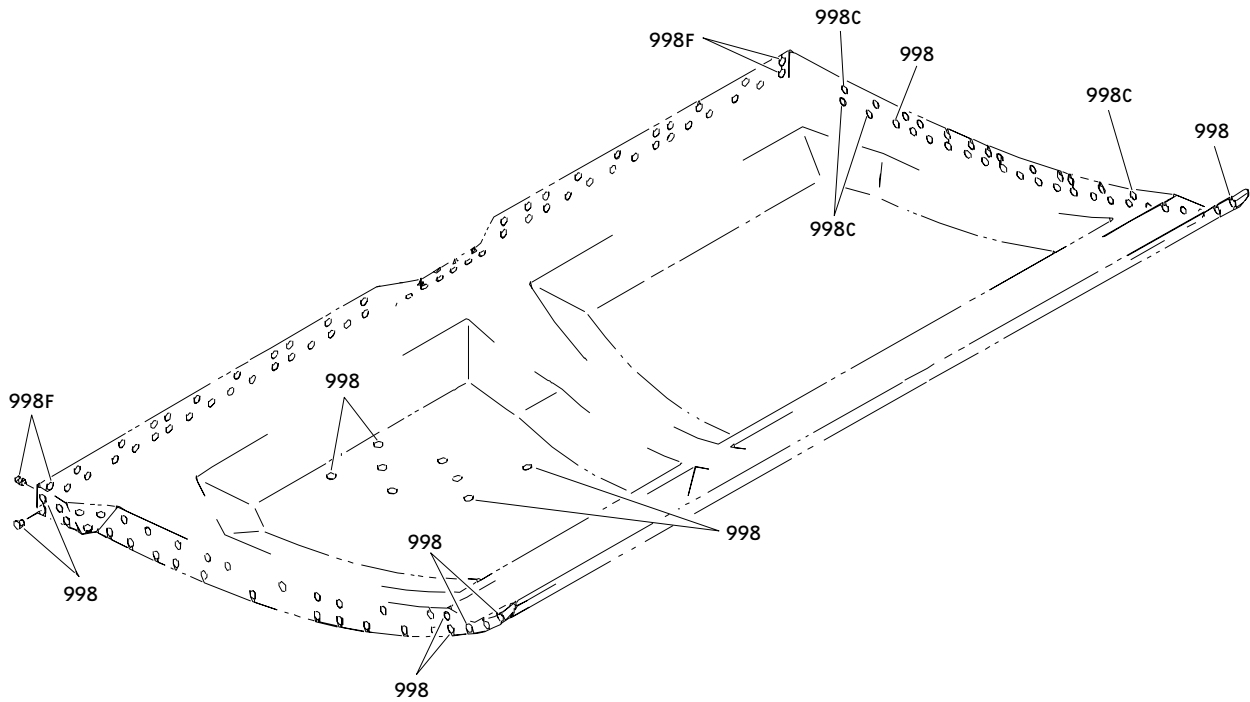
ILLUSTRATED PARTS LIST
 01.1 Page 1066
 Mar 01/05



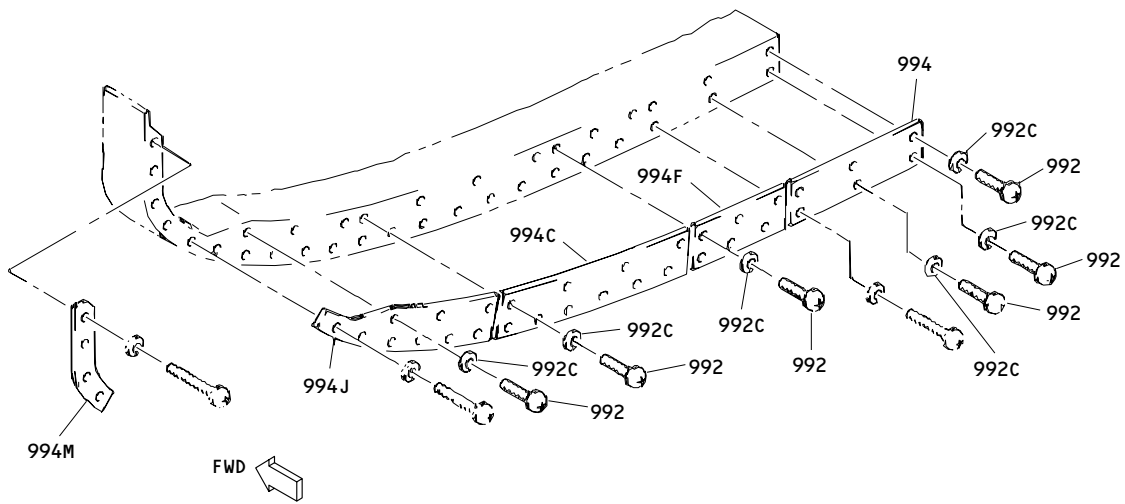
Main Landing Gear Door Assembly
 Figure 1 (Sheet 8)

32-12-02

ILLUSTRATED PARTS LIST
 01.1 Page 1067
 Mar 01/05



V



W

Main Landing Gear Door Assembly
 Figure 1 (Sheet 9)

32-12-02

ILLUSTRATED PARTS LIST
 01.1 Page 1068
 Mar 01/05

BOEING
 COMPONENT
 MAINTENANCE MANUAL

FIG. & ITEM	PART NO.	AIRLINE PART NUMBER	NOMENCLATURE 1234567	EFF CODE	QTY PER ASSY
01-					
-1	149T6910-1		DOOR ASSY-MLG DOOR (LH)	A	RF
-1A	149T6910-29		DOOR ASSY-MLG DOOR (VARIABLE) (LH) (FOR DETAILS SEE FIG. 2)	C	RF
-1B	149T6910-61		DOOR ASSY-MLG DOOR (LH) (FOR DETAILS SEE FIG. 3)	E	RF
-1C	149T6910-63		DOOR ASSY-MLG DOOR (LH) (FOR DETAILS SEE FIG. 4)	G	RF
R -1D	149T6910-69		DOOR ASSY-MLG DOOR (LH) (FOR DETAILS SEE FIG. 3)	J	RF
-3	149T6910-2		DOOR ASSY-MLG DOOR (RH)	B	RF
-3A	149T6910-30		DOOR ASSY-MLG DOOR (VARIABLE) (RH) (FOR DETAILS SEE FIG. 2)	D	RF
-3B	149T6910-62		DOOR ASSY-MLG DOOR (RH) (FOR DETAILS SEE FIG. 3)	F	RF
-3C	149T6910-64		DOOR ASSY-MLG DOOR (RH) (FOR DETAILS SEE FIG. 4)	H	RF
R -3D	149T6910-70		DOOR ASSY-MLG DOOR (RH) (FOR DETAILS SEE FIG. 3)	K	RF
-5	149T6910-5001		DELETED		
-5A	149T6910-5003		DELETED		
-5B	149T6910-5005		DELETED		
-5C	149T6910-7001		.COLLECTOR ASSY-COMMON POINT	A	1
-7	149T6910-5002		DELETED		
-7A	149T6910-5004		DELETED		
-7B	149T6910-5006		DELETED		
-7C	149T6910-7002		.COLLECTOR ASSY-COMMON POINT	B	1
10	149T6927-1		DELETED		
-10A	149T6927-11		DELETED		
-10B	149T6927-13		DELETED		
-12	149T6927-2		DELETED		
-12A	149T6927-12		DELETED		
-12B	149T6927-14		DELETED		
14	BACB30NN5K70		..BOLT	A	1
15A	BACB30LH5-70		..BOLT	B	1
17	BACB30NN5K70		..BOLT	A,B	5
20	BACW10UC516P		..WASHER	A,B	6
21	AN960D516L		..WASHER	B	1
23	AN960D516		..WASHER	B	1
25	AN960PD516		..WASHER	A,B	5
27	AN960PD516		..WASHER	A	1
30	BACF3F13N32NN		DELETED		

32-12-02

ILLUSTRATED PARTS LIST
 01.1 Page 1069
 Mar 01/05

**COMPONENT
MAINTENANCE MANUAL**

FIG. & ITEM	PART NO.	AIRLINE PART NUMBER	NOMENCLATURE 1234567	EFF CODE	QTY PER ASSY
01-					
30A	BACF3F013N032NN		.. FILLER	A,B	3
35	BACS40R13D32F		DELETED		
35A	BACS40R013D032F		.. SHIM	A,B	3
40	BRH10A5		.. NUT-	A,B	6
			(V52828)		
			(SPEC BACN10JC5)		
			(OPT T6S524J		
			(V11815))		
			(OPT 96-054		
			(V80539))		
			(OPT RMLH9075-5W		
			(V72962))		
			(OPT H10-5BAC		
			(V15653))		
45	1728B		DELETED		
50	BACB10EN08GC		DELETED		
-50A	BACB10FA08GC		DELETED		
55	149T6927-3		DELETED		
-55A	149T6927-15		DELETED		
-57	149T6927-4		DELETED		
-57A	149T6927-16		DELETED		
59	940CW26-12		.. JUMPER-	B	1
			(V91812)		
			(SPEC BACJ40AB26-12)		
			(OPT 100226-12		
			(V1FF12))		
			(OPT RBEJ40AB23-12		
			(V1GK47))		
60	149T6927-7		DELETED		
-60A	149T6927-17		DELETED		
-63	149T6927-8		DELETED		
-63A	149T6927-18		DELETED		
64	BACB30LH5-70		DELETED		
64A	BACB30LH5-71		.. BOLT	A,B	1
65	BACB30NN5K70		.. BOLT	A,B	3
67	BACB30NN5K77		.. BOLT	A,B	2
70	BACW10UC516P		.. WASHER	A,B	6
73	AN960D516L		.. WASHER	A,B	1
74	AN960D516		.. WASHER	A,B	1
75	AN960PD516		.. WASHER	A,B	5
78	BACF3F13N32NN		DELETED		
78A	BACF3F013N032NN		DELETED		
78B	BACF3F013R032NN		.. FILLER	A,B	3
80	BACS40R13D32F		DELETED		
80A	BACS40R013E032F		.. SHIM	A,B	3

32-12-02

ILLUSTRATED PARTS LIST

01.1

Page 1070

Mar 01/05


BOEING
 COMPONENT
 MAINTENANCE MANUAL

FIG. & ITEM	PART NO.	AIRLINE PART NUMBER	NOMENCLATURE 1234567	EFF CODE	QTY PER ASSY
01-85	BRH10A5		..NUT- (V52828) (SPEC BACN10JC5) (OPT T6S524J (V11815)) (OPT 96-054 (V80539)) (OPT RMLH9075-5W (V72962)) (OPT H10-5BAC (V15653))	A,B	6
90	1728B		DELETED		
95	149T6927-6		DELETED		
99	149T6927-9		DELETED		
-99A	149T6927-19		DELETED		
-100	149T6927-10		DELETED		
-100A	149T6927-20		DELETED		
100G	940CW28-12		..JUMPER- (V91812) (SPEC BACJ40AB28-12) (OPT 100228-12 (V1FF12)) (OPT RBEJ40AB28-12 (V1GK47))	A,B	1
-101	273T4540-1		..BRACKET ASSY	B	1
102	273T4540-2		..BRACKET ASSY	A	1
103	BACB28X4M011		...BUSHING	A,B	1
104	BACB28X6M012		...BUSHING	A,B	1
-105	273T4540-3		...BRACKET	B	1
106	273T4540-4		...BRACKET	A	1
107	149T6973-1		..FITTING	A,B	1
108	149T6973-2		..FITTING	A,B	1
			ATTACHING PARTS		
110	BACB30NN4K67		..BOLT	A,B	6
115	BACW10UC416P		..WASHER	A,B	6
120	AN960PD416		..WASHER	A,B	6

32-12-02

ILLUSTRATED PARTS LIST

01.1

Page 1071

Mar 01/05

FIG. & ITEM	PART NO.	AIRLINE PART NUMBER	NOMENCLATURE 1234567	EFF CODE	QTY PER ASSY
01-125	BRH10A4		..NUT- (V52828) (SPEC BACN10JC4) (OPT T6S428J (V11815)) (OPT 96-048 (V80539)) (OPT VN303A048 (V92215)) (OPT RMLH9075-4W (V72962)) (OPT NS202101-048 (V80539)) (OPT H10-4BAC (V15653)) -----*	A,B	6
130A	149T6910-27		DELETED		
-135A	149T6910-28		DELETED		
140	BACB30LL3-2		ATTACHING PARTS		
140A	BACB30NN3K1		DELETED		
145	149T6941-1		DELETED		
145	149T6941-1		..BAR ASSY-ALTERNATE EXTENSION SKID	A,B	1
150	BACB30NN4K25		..BOLT	A,B	8
155	BACW10UC416P		..WASHER	A,B	8
160	AN960PD416		..WASHER	A,B	8
165	BRH10A4		..NUT- (V52828) (SPEC BACN10JC4) (OPT T6S428J (V11815)) (OPT 96-048 (V80539)) (OPT VN303A048 (V92215)) (OPT RMLH9075-4W (V72962)) (OPT NS202101-048 (V80539)) (OPT H10-4BAC (V15653)) -----*	A,B	8
170	149T6941-4		...INTERCOSTAL	A,B	1

32-12-02

 ILLUSTRATED PARTS LIST
 01.1 Page 1072
 Mar 01/05

BOEING
 COMPONENT
 MAINTENANCE MANUAL

FIG. & ITEM	PART NO.	AIRLINE PART NUMBER	NOMENCLATURE 1234567	EFF CODE	QTY PER ASSY
01-					
175	BACR15BB6AD		ATTACHING PARTS ...RIVET- (SIZE DETERMINE ON INST) -----*-----	A,B	9
180	149T6941-3		...CHANNEL ATTACHING PARTS DELETED	A,B	1
185	BACR15BB6AD		DELETED		
190	BACR15BA6AD		...RIVET- (SIZE DETERMINE ON INST) -----*-----	A,B	4
195	149T6941-2		...BAR	A,B	1
200A	149T7803-7		..ATTACH ASSY-SPRT LINK	A	1
-205A	149T7803-8		..ATTACH ASSY-SPRT LINK	B	1
210	HL1012AZ10-17		ATTACHING PARTS ..BOLT- (VOPTK6) (SPEC BACB30NX10K17) (OPT HL12VAZ10-17 (V73197)) (OPT HL12VAZ10-17 (V92215)) (OPT HL12VAZ10-17 (V97928)) (OPT L802-10K17 (V06725)) (OPT HL12VAZ10-17 (V56878)) (OPT HL1012AZ10-17 (V06725)) (OPT HL1012AZ10-17 (V06950)) (OPT HL1012AZ10-17 (V17446)) (OPT HL1012AZ10-17 (V56878)) (OPT HL1012AZ10-17 (V60516)) (OPT HL1012AZ10-17 (V73197)) (OPT HL1012AZ10-17 (V97928))	A,B	4

32-12-02

ILLUSTRATED PARTS LIST
 01.1 Page 1073
 Mar 01/05

FIG. & ITEM	PART NO.	AIRLINE PART NUMBER	NOMENCLATURE 1234567	EFF CODE	QTY PER ASSY
01-					
215A	149T6910-25		..SHIM	A,B	1
220	HL1187-10		..COLLAR- (V5M902) (SPEC BACC30X10) (OPT HL87-10 (V73197)) (OPT HL87-10 (V92215)) (OPT HL1187-10 (V56878)) (OPT HL1187-10 (V92215)) (OPT HL87-10 (V56878)) (OPT HL1187-10 (V73197)) -----*	A,B A,B	4
225	BACB28X12C047		...BUSHING	A,B	1
230	BACB28AM17B035A		...BUSHING	A,B	1
235A	149T7803-9		...FITTING	A	1
-240A	149T7803-10		...FITTING	B	1
245A	149T6944-9		..FITTING ASSY-ROLLER	A	1
-250A	149T6944-10		..FITTING ASSY-ROLLER ATTACHING PARTS	B	1
255A	BACB30MT7T27		DELETED		
255B	BACB30MT7T26		..BOLT	A,B	2
257	BACW10BP7C		..WASHER	A,B	2
259	BACW10BP7P		..WASHER	A,B	2

32-12-02

ILLUSTRATED PARTS LIST

01.1

Page 1074

Mar 01/05


BOEING
 COMPONENT
 MAINTENANCE MANUAL

FIG. & ITEM	PART NO.	AIRLINE PART NUMBER	NOMENCLATURE 1234567	EFF CODE	QTY PER ASSY
01-260	BH003027		..NUT- (V27238) (SPEC BACN10HR7) (OPT BMNN10HR7 (V97928)) (OPT CR59067 (V62554)) (OPT H967 (V15653)) (OPT RMLH227 (V72962)) (OPT VAL280097 (V06710)) (OPT 678327 (V56878)) (OPT H96-7 (V15653)) (OPT RMLH22-7 (V72962)) (OPT 67832-720 (V56878)) (OPT BMNN10HR7 (V97928)) (OPT BH00302-7 (V27238))	A,B	2
265A	BACB30MT6T21		DELETED		
265B	BACB30MT6T20		..BOLT	A,B	2
270	BACW10BP6C		..WASHER	A,B	2
271	BACW10BP6P		..WASHER	A,B	2
273	149T6910-26		DELETED		
275A	149T6910-24		..SHIM	A,B	1

32-12-02

 ILLUSTRATED PARTS LIST
 01.1 Page 1075
 Mar 01/05

FIG. & ITEM	PART NO.	AIRLINE PART NUMBER	NOMENCLATURE 1234567	EFF CODE	QTY PER ASSY
01-280	BH003026		..NUT- (V27238) (SPEC BACN10HR6) (OPT BMNN10HR6 (V97928)) (OPT CR59066 (V62554)) (OPT H966 (V15653)) (OPT RMLH226 (V72962)) (OPT VAL280096 (V06710)) (OPT 678326 (V56878)) (OPT H96-6 (V15653)) (OPT RMLH22-6 (V72962)) (OPT SL7058S624 (V11815)) (OPT 67832-624 (V56878)) (OPT BH00302-6 (V27238)) -----*-----	A,B	2
285	MS15001-1		...FITTING-LUBE	A,B	2
290	BACB28AM20B035A		DELETED		
290A	BACB28AT20B035C		...BUSHING	A,B	2
292	BACB28AM19B035A		DELETED		
292A	BACB28AT19B035C		...BUSHING	A,B	2
293A	284T0452-5		...TARGET ASSY-SENSOR	A,B	1
294	284T0452-2		DELETED		
294A	284T0452-6		...TARGET ASSY-SENSOR ATTACHING PARTS	A,B	1
295	BACR15FT5AD		DELETED		
295A	HST10AG5-5		...BOLT- (VOPTK6) (SPEC BACB30VT5K5) (OPT HST10AG5-5 (V06725)) (OPT HST10AG5-5 (V56878)) (OPT HST10AG5-5 (V73197))	A,B	4

32-12-02

 ILLUSTRATED PARTS LIST
 01.1 Page 1076
 Mar 01/05


BOEING
 COMPONENT
 MAINTENANCE MANUAL

FIG. & ITEM	PART NO.	AIRLINE PART NUMBER	NOMENCLATURE 1234567	EFF CODE	QTY PER ASSY
01- 295L	HST79CY5		...COLLAR- (V73197) (SPEC BACC30BL5) (OPT HST79-5 (V92215)) (OPT HST79-5 (V56878)) (OPT HST79-5 (V5M902)) -----*	A,B	4
296	284T0279-1		DELETED		
296A	284T0860-1	TARGET- (USED ON ITEM 293A)	A,B	1
-296G	284T0860-2	TARGET- (USED ON ITEM 294A)	A,B	1
			ATTACHING PARTS		
297	BACR15BA3AD3		DELETED		
297A	BACR15FT3AD3		DELETED		
297B	BACR15BB3AD4	RIVET -----*	A,B	2
299	284T0441-1		DELETED		
299B	284T0441-3	BRACKET- (USED ON ITEM 293A)	A,B	1
-300A	284T0452-4		DELETED		
-300B	284T0441-4	BRACKET- (USED ON ITEM 294A)	A,B	1
300G	284T0859-2		DELETED		
R 300H	284T0859-3		...STRIP-RUB	A,B	1
301A	149T6944-11		...FITTING	A	1
-305A	149T6944-12		...FITTING	B	1
306A	149T6922-9		..BUSHING	A,B	1
307A	149T6922-10		..BUSHING	A,B	1
309A	YAT14B		..BEARING- (V07484) (SPEC BACB10EU14) (OPT 14AL3234 (V92563)) (OPT ATL14 (V60380))	A,B	1
310A	149T6986-5		..PIN ASSY	A,B	1
310B	MS15001-1		...FITTING-LUBE	A,B	1
310C	149T6986-8		...PIN	A,B	1
311	MS24665-359		..PIN-COTTER	A,B	1
312A	BACN10JD114		..NUT	A,B	1
314	AN960XC1416		..WASHER	A,B	AR

32-12-02

ILLUSTRATED PARTS LIST

01.1

Page 1077

Mar 01/05

FIG. & ITEM	PART NO.	AIRLINE PART NUMBER	NOMENCLATURE 1234567	EFF CODE	QTY PER ASSY
01-					
R 314G	BACW10BP14C		..WASHER	A,B	1
R 315	149T6940-1		..PLATE-SERRATED	A	1
R -316	149T6940-5		..PLATE-SERRATED	B	1
319	149T6940-2		DELETED		
R 319A	149T6940-7		..PLATE-SERRATED	A	1
-320	149T6940-6		DELETED		
-320A	149T6940-8		..PLATE-SERRATED ATTACHING PARTS	B	1
321	BACB30NW8K10		DELETED		
321A	HL11VAZ8-8		..BOLT- (V56878) (SPEC BACB30NW8K8) (OPT B30NW8K8 (V97928)) (OPT HL11VAZ8-8 (V73197)) (OPT HL11VAZ8-8 (V92215)) (OPT HL11VAZ8-8 (V97928)) (OPT L803-8K8 (V06725)) (OPT HL11VAZ8-8 (V0PTK6)) (OPT HL11VAZ8-8 (V60516))	A,B	2
322	HL79-8		..COLLAR- (V5M902) (SPEC BACC30M8) (OPT HL79-8 (V73197)) (OPT HL79-8 (V92215)) (OPT 66014-8 (V56878)) (OPT HL79-8 (V56878))	A,B	2

32-12-02

 ILLUSTRATED PARTS LIST
 01.1 Page 1078
 Mar 01/05


BOEING
 COMPONENT
 MAINTENANCE MANUAL

FIG. & ITEM	PART NO.	AIRLINE PART NUMBER	NOMENCLATURE 1234567	EFF CODE	QTY PER ASSY
01-323	HL1012AZ8-8		..BOLT- (V0PTK6) (SPEC BACB30NX8K8) (OPT HL12VAZ8-8 (V73197)) (OPT HL12VAZ8-8 (V92215)) (OPT HL12VAZ8-8 (V97928)) (OPT L802-8K8 (V06725)) (OPT HL12VAZ8-8 (V56878)) (OPT HL1012AZ8-8 (V06725)) (OPT HL1012AZ8-8 (V06950)) (OPT HL1012AZ8-8 (V17446)) (OPT HL1012AZ8-8 (V56878)) (OPT HL1012AZ8-8 (V60516)) (OPT HL1012AZ8-8 (V73197)) (OPT HL1012AZ8-8 (V97928))	A,B	2
324	HL1187-8		..COLLAR- (V5M902) (SPEC BACC30X8) (OPT HL87-8 (V73197)) (OPT HL87-8 (V92215)) (OPT HL1187-8 (V56878)) (OPT HL1187-8 (V92215)) (OPT HL87-8 (V56878)) (OPT HL1187-8 (V73197))	A,B	2
325	NAS6605-8		..BOLT	A,B	2
326	BACW10BP5C		..WASHER	A,B	2

32-12-02

ILLUSTRATED PARTS LIST

01.1

Page 1079

Mar 01/05

FIG. & ITEM	PART NO.	AIRLINE PART NUMBER	NOMENCLATURE 1234567	EFF CODE	QTY PER ASSY
01-327	HW29872-5		..NUT- (V15653) (SPEC BACN10HY5M) (OPT RMLH9073-5 (V72962)) (OPT TLN1001W35 (V92215)) (OPT TLN1001WD35 (V92215)) (OPT 69233SB5D (V56878)) (OPT TLN1001WD35 (V97928)) (OPT TLN1001W35 (V97928)) -----*	A,B	2
330	149T6929-1		DELETED		
-330A	149T6929-5		DELETED		
330B	149T6929-9		DELETED		
330C	149T6929-5		..BEAM ASSY-CTR HINGE (OPT ITEM 330D)	A	1
-330D	149T6929-1		..BEAM ASSY-CTR HINGE (OPT ITEM 330C)	A	1
-335	149T6929-2		DELETED		
-335A	149T6929-6		DELETED		
-335B	149T6929-10		DELETED		
-335C	149T6929-6		..BEAM ASSY-CTR HINGE (OPT ITEM 335D)	B	1
-335D	149T6929-2		..BEAM ASSY-CTR HINGE (OPT ITEM 335C) ATTACHING PARTS	B	1
337	149T6910-21		..FILLER-ALUM	A	1
-338	149T6910-22		..FILLER-ALUM	B	1
340	BACB30NN5K70		..BOLT	A,B	16
345	BACB30NN5K75		..BOLT	A,B	2
350	BACW10UC516P		..WASHER	A,B	18
355	AN960PD516		..WASHER	A,B	16

32-12-02

ILLUSTRATED PARTS LIST

01.1

Page 1080

Mar 01/05


BOEING
 COMPONENT
 MAINTENANCE MANUAL

FIG. & ITEM	PART NO.	AIRLINE PART NUMBER	NOMENCLATURE 1234567	EFF CODE	QTY PER ASSY
01-360	AS46-5		..WASHER- (V10630) (SPEC BACW10AU5) (OPT K19701P5 (V15653)) (OPT 53488W524 (V56878)) (OPT 6073-05 (V72962)) (OPT TLN1020L5W (V08524))	A,B	2
365	BRH10A5		..NUT- (V52828) (SPEC BACN10JC5) (OPT T6S524J (V11815)) (OPT 96-054 (V80539)) (OPT RMLH9075-5W (V72962)) (OPT H10-5BAC (V15653))	A,B	16
367	H19700P5		..NUT- (V15653) (SPEC BACN10MT5) (OPT TLN1020-5N (V08524)) (OPT 52LH6073-054 (V72962)) (OPT 53488-524 (V56878))	A,B	2

32-12-02

 ILLUSTRATED PARTS LIST
 01.1 Page 1080A
 Mar 01/05

FIG. & ITEM	PART NO.	AIRLINE PART NUMBER	NOMENCLATURE 1234567	EFF CODE	QTY PER ASSY
01-					
370	BACB30NN6K72		..BOLT	A,B	18
375	BACB30NN6K73		..BOLT	A,B	15
377	BACB30LH6-73		..BOLT	A,B	3
380	BACB30NN6K76		..BOLT	A,B	4
385	BACW10UC616P		..WASHER	A,B	40
387	AN960D616L		..WASHER	A,B	1
390	AN960PD616		..WASHER	A,B	36
392	AS46-6		..WASHER- (V10630) (SPEC BACW10AU6) (OPT K19701P6 (V15653)) (OPT 53488W624 (V56878)) (OPT 6073-06 (V72962)) (OPT TLN1020L6W (V08524))	A,B	4
395	BRH10A6		..NUT- (V52828) (SPEC BACN10JC6) (OPT 96-064 (V80539)) (OPT RMLH9075-6 (V72962)) (OPT H10-6BAC (V15653))	A,B	36
397	H19700P6		..NUT- (V15653) (SPEC BACN10MT6) (OPT TLN1020-6N (V08524)) (OPT 52LH6073-064 (V72962)) (OPT 53488-624 (V56878)) -----*	A,B	4

32-12-02

 ILLUSTRATED PARTS LIST
 01.1 Page 1080B
 Mar 01/05


BOEING
 COMPONENT
 MAINTENANCE MANUAL

FIG. & ITEM	PART NO.	AIRLINE PART NUMBER	NOMENCLATURE 1234567	EFF CODE	QTY PER ASSY
01-					
400	MS15001-1		...FITTING-LUBE	A,B	1
405	149T6922-1		...BUSHING	A,B	2
410A	149T6922-7		...BUSHING	A,B	2
415	149T6922-3		...BUSHING	A,B	2
420	149T6929-3		DELETED		
-420A	149T6929-7		DELETED		
420B	149T6929-11		DELETED		
-420C	149T6929-7		DELETED		
420D	149T6929-7		...BEAM- (USED ON ITEM 330C)	A	1
-420E	149T6929-3		...BEAM- (USED ON ITEM 330D)	A	1
-425	149T6929-4		DELETED		
-425A	149T6929-8		DELETED		
-425B	149T6929-12		DELETED		
-425C	149T6929-8		DELETED		
-425D	149T6929-8		...BEAM- (USED ON ITEM 335C)	B	1
-425E	149T6929-4		...BEAM- (USED ON ITEM 335D)	B	1
425G	940CW24-12		..JUMPER- (V91812) (SPEC BACJ40AB24-12) (OPT 100224-12 (V1FF12)) (OPT RBEJ40AB24-12 (V1GK47))	A,B	1
425J	NAS1399D6		..RIVET- (SIZE DETERMINE ON INST)	A	6
425K	149T6810-1		..PANEL-INSULATION	A	1
425L	NAS13996		DELETED		
425M	149T6910-43		..PLATE-CONDUCTIVE	A	1
426	149T6810-2		..PANEL-INSULATION	B	1
-426G	149T6910-44		..PLATE-CONDUCTIVE	B	1
426M	BACB30NN3K2		..BOLT	A	4
427	149T6811-1		..PLATE-EROSION	A	1
430A	149T6910-45		..PLATE-EROSION (MFD FROM SH AL F18.06 F21.03)	A	1

32-12-02

 ILLUSTRATED PARTS LIST
 01.1 Page 1080C
 Mar 01/05

FIG. & ITEM	PART NO.	AIRLINE PART NUMBER	NOMENCLATURE 1234567	EFF CODE	QTY PER ASSY
01-435A	149T6910-32		..PLATE-EROSION (MFD FROM SH AL 2024T3 F18.6 F21.03 .050 X 14.0 X 4.50)	B	1
440	BACB30LL3-2		ATTACHING PARTS DELETED		
440A	BACB30NN3K1		DELETED		
442	BACB30NN3K1		DELETED		
445A	149T6910-47		..PLATE-EROSION (MFD FROM SH AL 2024T3 F18.06 QQA250/5 SRF14.905-702)	A	1
450A	149T6910-34		..PLATE-EROSION (MFD FROM SH AL 2024T3 F18.06 F21.03 .050 X 4.50 X 11.0)	B	1
455	BACB30LL3-2		DELETED		
455A	BACB30NN3K1		DELETED		
457	BACB30NN3K1		DELETED		
460A	149T6910-49		..PLATE-EROSION (MFD FROM SH AL 2024T3 F18.06 QQA250/5 SRF14.905-702)	A	1
465A	149T6910-50		..PLATE-EROSION (MFD FROM SH AL 2024T3 F18.06 QQA250/5 SRF14.905-702)	B	1
470	BACB30LL3-2		DELETED		
470A	BACB30NN3K1		DELETED		
472	BACB30NN3K1		DELETED		
473	BACB30NN3K2		..BOLT	B	2
474	149T6811-2		..PLATE-EROSION	B	1
475A	149T6910-37		..PLATE-EROSION (MFD FROM SH AL 2024T3 F18.06 F21.03 .050 X 4.50 X 39.0)	A	1
480A	149T6910-48		..PLATE-EROSION	B	1
485	BACB30LL3-2		DELETED		
485A	BACB30NN3K1		DELETED		
487	BACB30NN3K1		DELETED		
490A	149T6910-39		..PLATE-EROSION (MFD FROM SH AL 2024T3 F18.06 F21.03 .050 X 39.0 X 10.0)	A	1

32-12-02

ILLUSTRATED PARTS LIST

01.1 Page 1080D

Mar 01/05


BOEING
 COMPONENT
 MAINTENANCE MANUAL

FIG. & ITEM	PART NO.	AIRLINE PART NUMBER	NOMENCLATURE 1234567	EFF CODE	QTY PER ASSY
01- -495A	149T6910-40		..PLATE-EROSION (MFD FROM SH AL 2024T3 F18.06 F21.03 .050 X 39.0 X 10.0)	B	1
500	BACB30LL3-2		DELETED		
500A	BACB30NN3K1		DELETED		
505A	149T6910-41		..PLATE-EROSION (MFD FROM AL SH 2024T3 F18.06 F21.03 .050 X 37.0 X 9.0)	A	1
-510A	149T6910-42		..PLATE-EROSION (MFD FROM AL SH 2024T3 F18.06 F21.03 .050 X 37.0 X 9.0)	B	1
515	BACB30LL3-2		DELETED		
515A	BACB30NN3K1		DELETED		
520A	149T6920-69		DELETED		
-525A	149T6920-70		DELETED		
527	NAS1835C3P		DELETED		
529	NAS1835C4P		DELETED		
-530	149T6906-1		DELETED		
531	BAC27ECT502		..MARKER- (OPT ITEM 531A)	A,B	1
-531A	BAC27ECT1137		..MARKER- (OPT ITEM 531)	A,B	1
-532	149T6910-5001		.COLLECTOR ASSY-LIMITED POINT (LIMITED)	A	1
-532A	149T6910-5003		.COLLECTOR ASSY-LIMITED POINT (LIMITED)	A	1

32-12-02

 ILLUSTRATED PARTS LIST
 01.1 Page 1080E
 Mar 01/05

FIG. & ITEM	PART NO.	AIRLINE PART NUMBER	NOMENCLATURE 1234567	EFF CODE	QTY PER ASSY
01- -532B	149T6910-5005		.COLLECTOR ASSY-LIMITED POINT (LIMITED)	A	1
-532C	149T6910-5011		.COLLECTOR ASSY-LIMITED POINT (LIMITED)	A	1
-532D	149T6910-5017		.COLLECTOR ASSY-LIMITED POINT (LIMITED)	A	1
-532E	149T6910-5021		.COLLECTOR ASSY-LIMITED POINT (LIMITED) (PRE SB 767-32-0078)	A	1
-532F	149T6910-5025		.COLLECTOR ASSY-LIMITED POINT (LIMITED)	A	1
-534	149T6910-5002		.COLLECTOR ASSY-LIMITED POINT (LIMITED)	B	1
-534A	149T6910-5004		.COLLECTOR ASSY-LIMITED POINT (LIMITED)	B	1
-534B	149T6910-5006		.COLLECTOR ASSY-LIMITED POINT (LIMITED)	B	1
-534C	149T6910-5012		.COLLECTOR ASSY-LIMITED POINT (LIMITED)	B	1
-534D	149T6910-5018		.COLLECTOR ASSY-LIMITED POINT (LIMITED) (PRE SB 767-32-0078)	B	1

32-12-02

 ILLUSTRATED PARTS LIST
 01.1 Page 1080F
 Mar 01/05


BOEING
 COMPONENT
 MAINTENANCE MANUAL

FIG. & ITEM	PART NO.	AIRLINE PART NUMBER	NOMENCLATURE 1234567	EFF CODE	QTY PER ASSY
01- -534E	149T6910-5022		.COLLECTOR ASSY-LIMITED POINT (LIMITED)	B	1
-534F	149T6910-5026		.COLLECTOR ASSY-LIMITED POINT (LIMITED)	B	1
-535	149T6906-2		DELETED		
-536	149T6906-1		..SEAL INSTL- (USED ON ITEMS 532, 532A, 532B)	A	1
-536A	149T6906-83		..SEAL INSTL- (USED ON ITEMS 532C, 532D)	A	1
-536B	149T6906-89		..SEAL INSTL- (USED ON ITEMS 532E, 532F)	A	1
-538	149T6906-2		..SEAL INSTL- (USED ON ITEMS 534, 534A, 534B)	B	1
-538A	149T6906-84		..SEAL INSTL- (USED ON ITEMS 534C, 534D)	B	1
-538B	149T6906-90		..SEAL INSTL- (USED ON ITEMS 534E, 534F)	B	1
540	149T6906-15		...SEAL- (MFD FROM EXTR RUBBER 10-60754-279 X 7.0)	A,B	1
542	149T6906-53		...PLUG-SEAL END (MFD FROM BMS1-60, TYPE I)	A,B	2
545	149T6906-9		...RETAINER	A,B	1
550	BACB30NN4K3		...BOLT	A,B	2
553	BACB30NN4K4		...BOLT	A,B	1
560	AN960PD416		...WASHER	A,B	3

32-12-02

 ILLUSTRATED PARTS LIST
 01.1 Page 1080G
 Mar 01/05

FIG. & ITEM	PART NO.	AIRLINE PART NUMBER	NOMENCLATURE 1234567	EFF CODE	QTY PER ASSY
01-565	BRH10A4		...NUT- (V52828) (SPEC BACN10JC4) (OPT T6S428J (V11815)) (OPT 96-048 (V80539)) (OPT VN303A048 (V92215)) (OPT RMLH9075-4W (V72962)) (OPT NS202101-048 (V80539)) (OPT H10-4BAC (V15653)) -----*	A,B	3
565G	149T6906-66		DELETED		
565H	149T6906-78		DELETED		
565J	149T6906-82		...RETAINER- (USED ON ITEMS 536, 538)	A,B	1
-565K	149T6906-82		DELETED		
-565L	149T6906-82		...RETAINER- (LIMITED) (OPT ITEM 565M) (USED ON ITEMS 536A, 536B, 538A, 538B)	A,B	1
-565M	149T6906-87		...RETAINER- (LIMITED) (OPT ITEM 565L) (USED ON ITEMS 536A, 536B, 538A, 538B)	A,B	1
566	149T6906-65		DELETED		
566A	149T6906-77		DELETED		
566B	149T6906-81		...SEAL- (MFD FROM EXTR RUBBER 10-60754-287)	A,B	1
-566C	149T6906-91		...SEAL- (MFD FROM EXTR RUBBER 10-60734-287)	A,B	1
566G	BACB30NN4K3		ATTACHING PARTS DELETED		
566H	BACB30NU3K3		DELETED		
566J	BACB30NU3K6		DELETED		
566K	BACB30NU3K4		...BOLT	A,B	3
567	AN960PD416		DELETED		

32-12-02

ILLUSTRATED PARTS LIST

01.1 Page 1080H

Mar 01/05


BOEING
 COMPONENT
 MAINTENANCE MANUAL

FIG. & ITEM	PART NO.	AIRLINE PART NUMBER	NOMENCLATURE 1234567	EFF CODE	QTY PER ASSY
01-					
567A	AN960PD10		DELETED		
567B	AN960PD10L		...WASHER	A,B	3
567G	BACN10JC4		DELETED		
567H	H10-3BAC		...NUT- (V15653) (SPEC BACN10JC3) (OPT NS202101-02 (V80539)) (OPT RMLH9075-3W (V72962)) (OPT T6S1032J (V71087)) (OPT VN303A02 (V92215)) (OPT 96-02 (V80539)) (OPT BRH10A3 (V52828))	A,B	3
			-----*		
568	149T6906-59		DELETED		
568A	149T6906-67		...ANGLE-FAIRING (USED ON ITEM 536)	A	1
-568B	149T6906-67		DELETED		
-568C	149T6906-67		...ANGLE-FAIRING (LIMITED) (OPT ITEM 568D) (USED ON ITEMS 536A, 536B)	A	1
-568D	149T6906-85		...ANGLE-FAIRING (LIMITED) (OPT ITEM 568C) (USED ON ITEMS 536A, 536B)	A	1
-568G	149T6906-60		DELETED		
-568H	149T6906-68		...ANGLE-FAIRING (USED ON ITEM 538)	B	1
-568J	149T6906-68		DELETED		
-568K	149T6906-68		...ANGLE-FAIRING (LIMITED) (OPT ITEM 568L) (USED ON ITEMS 538A, 538B)	B	1

32-12-02

 ILLUSTRATED PARTS LIST
 01.1 Page 1080I
 Mar 01/05

FIG. & ITEM	PART NO.	AIRLINE PART NUMBER	NOMENCLATURE 1234567	EFF CODE	QTY PER ASSY
01- -568L	149T6906-86		...ANGLE-FAIRING (LIMITED) (OPT ITEM 568K) (USED ON ITEMS 538A, 538B) ATTACHING PARTS DELETED	B	1
569	BACB30NN4K2		DELETED		
569A	BACB30NN3K2		...BOLT	A,B	2
569G	AN960PD416		DELETED		
569H	AN960PD10		...WASHER	A,B	2
569M	BACN10JC4		DELETED		
569N	H10-3BAC		...NUT- (V15653) (SPEC BACN10JC3) (OPT NS202101-02 (V80539)) (OPT RMLH9075-3W (V72962)) (OPT T6S1032J (V71087)) (OPT VN303A02 (V92215)) (OPT 96-02 (V80539)) (OPT BRH10A3 (V52828)) -----*	A,B	2
570A	149T6906-36		...RETAINER- (USED ON ITEMS 536, 538)	A,B	1
575A	149T6906-35		...SEAL- (MFD FROM EXTR RUBBER 10-60754-287 6.5 IN.) (USED ON ITEMS 536, 538) ATTACHING PARTS	A,B	1

32-12-02

 ILLUSTRATED PARTS LIST
 01.1 Page 1080J
 Mar 01/05


BOEING
 COMPONENT
 MAINTENANCE MANUAL

FIG. & ITEM	PART NO.	AIRLINE PART NUMBER	NOMENCLATURE 1234567	EFF CODE	QTY PER ASSY
01-580	BACB30NN4K5		...BOLT- (USED ON ITEMS 536, 536A)	A,B	4
583	BACB30NR4K6		...BOLT- (USED ON ITEMS 536, 536A)	A,B	1
590	AN960PD416		...WASHER- (USED ON ITEMS 536, 536A)	A,B	5
595	BRH10A4		...NUT- (V52828) (SPEC BACN10JC4) (OPT T6S428J (V11815)) (OPT 96-048 (V80539)) (OPT VN303A048 (V92215)) (OPT RMLH9075-4W (V72962)) (OPT NS202101-048 (V80539)) (OPT H10-4BAC (V15653)) (USED ON ITEMS 536, 536A) -----*-----	A,B	5
597	BACB30NR4K3		...BOLT- (USED ON ITEMS 536A, 536B, 538A, 538B)	A,B	1
597C	AN960PD416		...WASHER- (USED ON ITEMS 536A, 536B, 538A, 538B)	A,B	1

32-12-02

 ILLUSTRATED PARTS LIST
 01.1 Page 1080K
 Mar 01/05

FIG. & ITEM	PART NO.	AIRLINE PART NUMBER	NOMENCLATURE 1234567	EFF CODE	QTY PER ASSY
01-597F	BRH10A4		...NUT- (V52828) (SPEC BACN10JC4) (OPT T6S428J (V11815)) (OPT 96-048 (V80539)) (OPT VN303A048 (V92215)) (OPT RMLH9075-4W (V72962)) (OPT NS202101-048 (V80539)) (OPT H10-4BAC (V15653)) (USED ON ITEMS 536A, 536B, 538A, 538B)	A,B	1
-600	149T6907-6		...DEPRESSOR	B	1
605	149T6907-5		...DEPRESSOR ATTACHING PARTS	A	1
610	BACB30NN4K3		...BOLT	A,B	7
613	BACB30NR4K4		...BOLT	A,B	2
620	AN960PD416		...WASHER	A,B	9
625	BRH10A4		...NUT- (V52828) (SPEC BACN10JC4) (OPT T6S428J (V11815)) (OPT 96-048 (V80539)) (OPT VN303A048 (V92215)) (OPT RMLH9075-4W (V72962)) (OPT NS202101-048 (V80539)) (OPT H10-4BAC (V15653)) -----*	A,B	9

32-12-02

 ILLUSTRATED PARTS LIST
 01.1 Page 1080L
 Mar 01/05


BOEING
 COMPONENT
 MAINTENANCE MANUAL

FIG. & ITEM	PART NO.	AIRLINE PART NUMBER	NOMENCLATURE 1234567	EFF CODE	QTY PER ASSY
01-					
626	149T6906-49		DELETED		
-626G	149T6906-50		DELETED		
627	149T6906-47		DELETED		
-627G	149T6906-48		DELETED		
			ATTACHING PARTS		
627L	BACB30NN3K5		DELETED		
627N	AN960PD10		DELETED		
627Q	BACN10JC3		DELETED		
628	149T6906-63		...RETAINER	A	1
-628G	149T6906-64		...RETAINER	B	1
629	149T6906-61		...SEAL-	A	1
			(MFD FROM EXTR RUBBER 10-60754-662 9.8 IN.)		
-629G	149T6906-62		...SEAL-	B	1
			(MFD FROM EXTR RUBBER 10-60754-662 9.8 IN.)		
629L	BACB30NN4K3		DELETED		
629M	BACB30NU3K3		...BOLT	A,B	5
629N	AN960PD416		DELETED		
629P	AN960PD10		...WASHER	A,B	5
629Q	BACN10JC4		DELETED		
629R	H10-3BAC		...NUT-	A,B	5
			(V15653) (SPEC BACN10JC3) (OPT NS202101-02 (V80539)) (OPT RMLH9075-3W (V72962)) (OPT T6S1032J (V71087)) (OPT VN303A02 (V92215)) (OPT 96-02 (V80539)) (OPT BRH10A3 (V52828))		
			-----*		

32-12-02

 ILLUSTRATED PARTS LIST
 01.1 Page 1080M
 Mar 01/05

FIG. & ITEM	PART NO.	AIRLINE PART NUMBER	NOMENCLATURE 1234567	EFF CODE	QTY PER ASSY
01-630	149T6906-10		DELETED		
630A	149T6906-76		...RETAINER- (USED ON ITEMS 536, 538)	A,B	1
635	149T6906-28		...SEAL- (MFD FROM EXTR RUBBER 10-60754-287 2.5 IN.) (USED ON ITEMS 536, 538) ATTACHING PARTS	A,B	1
640	BACB30NN3K5		...BOLT- (USED ON ITEMS 536, 538)	A,B	2
645	AN960PD10		...WASHER- (USED ON ITEMS 536, 538)	A,B	2
650	H10-3BAC		...NUT- (V15653) (SPEC BACN10JC3) (OPT NS202101-02 (V80539)) (OPT RMLH9075-3W (V72962)) (OPT T6S1032J (V71087)) (OPT VN303A02 (V92215)) (OPT 96-02 (V80539)) (OPT BRH10A3 (V52828)) (USED ON ITEMS 536, 538) -----*-----	A,B	2

32-12-02

 ILLUSTRATED PARTS LIST
 01.1 Page 1080N
 Mar 01/05


BOEING
 COMPONENT
 MAINTENANCE MANUAL

FIG. & ITEM	PART NO.	AIRLINE PART NUMBER	NOMENCLATURE 1234567	EFF CODE	QTY PER ASSY
01-655	149T6907-7		...DEPRESSOR ATTACHING PARTS	A,B	1
660	BACB30NN4K3		...BOLT	A,B	9
670	AN960PD416		...WASHER	A,B	9
675	BRH10A4		...NUT- (V52828) (SPEC BACN10JC4) (OPT T6S428J (V11815)) (OPT 96-048 (V80539)) (OPT VN303A048 (V92215)) (OPT RMLH9075-4W (V72962)) (OPT NS202101-048 (V80539)) (OPT H10-4BAC (V15653)) -----*	A,B	9
680	149T6907-5		...DEPRESSOR	A	1
-685	149T6907-6		...DEPRESSOR ATTACHING PARTS	B	1
690	BACB30NN4K3		...BOLT	A,B	9
700	AN960PD416		...WASHER	A,B	9
705	BRH10A4		...NUT- (V52828) (SPEC BACN10JC4) (OPT T6S428J (V11815)) (OPT 96-048 (V80539)) (OPT VN303A048 (V92215)) (OPT RMLH9075-4W (V72962)) (OPT NS202101-048 (V80539)) (OPT H10-4BAC (V15653)) -----*	A,B	9
707	149T6907-19		...DEPRESSOR- (USED ON ITEMS 536, 536A)	A	1
-707A	149T6907-21		DELETED		

32-12-02

 ILLUSTRATED PARTS LIST
 01.1 Page 10800
 Mar 01/05

FIG. & ITEM	PART NO.	AIRLINE PART NUMBER	NOMENCLATURE 1234567	EFF CODE	QTY PER ASSY
01- -707B	149T6907-23		...DEPRESSOR- (USED ON ITEM 536B)	A	1
710A -710B	149T6907-19 149T6907-20		DELETED ...DEPRESSOR- (USED ON ITEMS 538, 538A)	B	1
-710C -710D	149T6907-22 149T6907-24		DELETED ...DEPRESSOR- (USED ON ITEM 538B)	B	1
712	BACS40R07C10F		...SHIM ATTACHING PARTS	A,B	1
715	BACB30NN3K3		...BOLT	A,B	2
720	AN960PD10		...WASHER	A,B	2
725	H10-3BAC		...NUT- (V15653) (SPEC BACN10JC3) (OPT NS202101-02 (V80539)) (OPT RMLH9075-3W (V72962)) (OPT T6S1032J (V71087)) (OPT VN303A02 (V92215)) (OPT 96-02 (V80539)) (OPT BRH10A3 (V52828)) -----*	A,B	2

32-12-02

 ILLUSTRATED PARTS LIST
 01.1 Page 1080P
 Mar 01/05


BOEING
 COMPONENT
 MAINTENANCE MANUAL

FIG. & ITEM	PART NO.	AIRLINE PART NUMBER	NOMENCLATURE 1234567	EFF CODE	QTY PER ASSY
01-					
730A	149T6906-55		...RETAINER	A	1
730B	149T6906-79		DELETED		
-733A	149T6906-56		...RETAINER	B	1
-733B	149T6906-80		DELETED		
735	149T6906-14		...SEAL- (MFD FROM EXTR RUBBER 10-60754-279 X 54.0) ATTACHING PARTS	A,B	1
740	BACB30NN4K3		...BOLT	A,B	23
743	BACB30NR4K4		...BOLT	A,B	2
745	AN960PD416		...WASHER	A,B	25
750	BRH10A4		...NUT- (V52828) (SPEC BACN10JC4) (OPT T6S428J (V11815)) (OPT 96-048 (V80539)) (OPT VN303A048 (V92215)) (OPT RMLH9075-4W (V72962)) (OPT NS202101-048 (V80539)) (OPT H10-4BAC (V15653)) -----*	A,B	25
751	149T6906-57		DELETED		
751A	149T6906-69		...ANGLE-FAIRING	A	1
752	149T6906-53		...PLUG-SEAL END (MFD FROM BMS1-60, TYPE I)	A,B	2

32-12-02

 ILLUSTRATED PARTS LIST
 01.1 Page 1080Q
 Mar 01/05

COMPONENT
 MAINTENANCE MANUAL

FIG. & ITEM	PART NO.	AIRLINE PART NUMBER	NOMENCLATURE 1234567	EFF CODE	QTY PER ASSY
01-					
-752A	149T6906-58		DELETED		
-752G	149T6906-70		...ANGLE-FAIRING	B	1
753	149T6906-3		DELETED		
753A	149T6906-71		...RETAINER	A	1
-755	149T6906-4		DELETED		
-755A	149T6906-72		...RETAINER	B	1
760	149T6906-13		DELETED		
760A	149T6906-73		...SEAL- (MFD FROM EXTR RUBBER 10-60754-279 X 48.0)	A,B	1
762	149T6906-53		...PLUG-SEAL END (MFD FROM BMS1-60, TYPE I) ATTACHING PARTS	A,B	2
765	BACB30NN4K3		...BOLT	A,B	20
775	AN960PD416		...WASHER	A,B	20
780	BRH10A4		...NUT- (V52828) (SPEC BACN10JC4) (OPT T6S428J (V11815)) (OPT 96-048 (V80539)) (OPT VN303A048 (V92215)) (OPT RMLH9075-4W (V72962)) (OPT NS202101-048 (V80539)) (OPT H10-4BAC (V15653)) -----*	A,B	20
785A	149T6906-29		...RETAINER	A	1
785B	149T6906-31		...RETAINER	A	1
785C	149T6906-33		...RETAINER	A	1
785G	149T6906-29		DELETED		
785H	149T6906-31		DELETED		
785J	149T6906-33		DELETED		
-790G	149T6906-30		...RETAINER	B	1
-790H	149T6906-32		...RETAINER	B	1
-790J	149T6906-34		...RETAINER	B	1
795	149T6906-17		...SEAL- (MFD FROM EXTR RUBBER 10-60754-120 X 76.0) (USED ON ITEMS 536, 538)	A,B	1

32-12-02

ILLUSTRATED PARTS LIST

01.1 Page 1080R

Mar 01/05

BOEING
 COMPONENT
 MAINTENANCE MANUAL

FIG. & ITEM	PART NO.	AIRLINE PART NUMBER	NOMENCLATURE 1234567	EFF CODE	QTY PER ASSY
01-					
-795A	149T6906-17		DELETED		
-795B	149T6906-17		...SEAL- (MFD FROM EXTR RUBBER 10-60754-120 X 76.0) (OPT ITEM 795C) (USED ON ITEMS 536A, 536B, 538A, 538B)	A,B	1
-795C	149T6906-88		...SEAL- (MFD FROM 10-60754-863 X 76.0) (OPT ITEM 795B) (USED ON ITEMS 536A, 536B, 538A, 538B) ATTACHING PARTS	A,B	1
800	BACB30NN3K1		...BOLT -----*	A,B	20
805	149T6907-4		DELETED		
805A	149T6907-16		...DEPRESSOR-SEAL ATTACHING PARTS	A,B	4
810	BACB30NR4K2		...BOLT	A,B	16
815	AN960PD416		...WASHER -----*	A,B	16
820	149T6907-11		...DEPRESSOR ATTACHING PARTS	A,B	4
825	BACB30NR4K3		...BOLT	A,B	24
830	AN960PD416		...WASHER -----*	A,B	24
835	149T6907-3		...DEPRESSOR ATTACHING PARTS	A,B	1
840	BACB30NR4K2		...BOLT	A,B	2
845	AN960PD416		...WASHER -----*	A,B	2
850	149T6907-9		...DEPRESSOR ATTACHING PARTS	A,B	1
855	BACB30NR4K3		...BOLT	A,B	2
860	AN960PD416		...WASHER -----*	A,B	2
865A	149T6907-15		...DEPRESSOR-SEAL ATTACHING PARTS	A,B	1
870	BACB30NR4K2		...BOLT	A,B	11
875	AN960PD416		...WASHER -----*	A,B	11

32-12-02

ILLUSTRATED PARTS LIST
 01.1 Page 1080S
 Mar 01/05

FIG. & ITEM	PART NO.	AIRLINE PART NUMBER	NOMENCLATURE 1234567	EFF CODE	QTY PER ASSY
01-					
880A	149T6907-13		...DEPRESSOR-SEAL	A	1
-882A	149T6907-14		...DEPRESSOR-SEAL ATTACHING PARTS	B	1
885	BACB30NR4K2		...BOLT	A,B	3
890	AN960PD416		...WASHER -----*-----	A,B	3
895	149T6907-10		...DEPRESSOR	A	1
-896	149T6907-18		...DEPRESSOR-SEAL ATTACHING PARTS	B	1
900	BACB30NR4K3		...BOLT	A,B	5
905	AN960PD416		...WASHER -----*-----	A,B	5
910	149T6906-12		...RETAINER-SEAL	A,B	1
915	149T6906-18		...SEAL- (MFD FROM EXTR RUBBER 10-60754-279 X 120.0) ATTACHING PARTS	A,B	1
920	BACB30NN3K3		...BOLT	A,B	40
925	AN960PD416		DELETED		
925A	AN960PD10		...WASHER	A,B	40
930	H10-3BAC		...NUT- (V15653) (SPEC BACN10JC3) (OPT NS202101-02 (V80539)) (OPT RMLH9075-3W (V72962)) (OPT T6S1032J (V71087)) (OPT VN303A02 (V92215)) (OPT 96-02 (V80539)) (OPT BRH10A3 (V52828))	A,B	40

32-12-02

 ILLUSTRATED PARTS LIST
 01.1 Page 1080T
 Mar 01/05


BOEING
 COMPONENT
 MAINTENANCE MANUAL

FIG. & ITEM	PART NO.	AIRLINE PART NUMBER	NOMENCLATURE 1234567	EFF CODE	QTY PER ASSY
01-935	BACR15BA5AD		...RIVET- (SIZE DETERMINE ON INST) -----*-----	A,B	37
936	BAC27ECT502		DELETED		
-937	149T6910-5001		DELETED		
-937A	149T6910-5003		DELETED		
-937B	149T6910-5005		DELETED		
-940	149T6910-5002		DELETED		
-940A	149T6910-5004		DELETED		
-940B	149T6910-5006		DELETED		
943	149T6927-1		..FITTING ASSY-FWD HINGE (USED ON ITEMS 532, 532C, 532D, 532E, 532F)	A	1
-943A	149T6927-11		..FITTING ASSY-FWD HINGE (USED ON ITEM 532A)	A	1
-943B	149T6927-13		..FITTING ASSY-FWD HINGE (USED ON ITEM 532B)	A	1
-945	149T6927-2		..FITTING ASSY-FWD HINGE (USED ON ITEMS 534, 534C, 534D, 534E, 534F)	B	1
-945A	149T6927-12		..FITTING ASSY-FWD HINGE (USED ON ITEM 534A)	B	1
-945B	149T6927-14		..FITTING ASSY-FWD HINGE (USED ON ITEM 534B)	B	1
947	1728B		...FITTING-LUBE (VOFKM1)	A,B	1
950	BACB10EN08GC		...BEARING- (USED ON ITEMS 943, 943B, 945, 945B)	A,B	1

32-12-02

 ILLUSTRATED PARTS LIST
 01.1 Page 1080U
 Mar 01/05

FIG. & ITEM	PART NO.	AIRLINE PART NUMBER	NOMENCLATURE 1234567	EFF CODE	QTY PER ASSY
01- -955	ADW08V301NC		...BEARING- (V15860) (SPEC BACB10FA08GC) (OPT SWKRS08-350SC (V81376)) (OPT KSC152200BZ08GC (V50632)) (OPT KWDB08-35 (V97613)) (OPT WES08FAGC (V73134)) (OPT WHTFA08VC (VS0352)) (USED ON ITEMS 943A, 945A)	A,B	1
957	149T6927-3		...FITTING- (USED ON ITEM 943)	A	1
-957A	149T6927-15		...FITTING- (USED ON ITEMS 943A, 943B)	A	1
-960	149T6927-4		...FITTING- (USED ON ITEM 945)	B	1
-960A	149T6927-16		...FITTING- (USED ON ITEMS 945A, 945B)	B	1
963	149T6927-7		..FITTING ASSY-AFT (USED ON ITEMS 532, 532C, 532D, 532E)	A	1
-963A	149T6927-17		..FITTING ASSY-AFT (USED ON ITEMS 532A, 532B)	A	1
-963B	149T6927-21		..FITTING ASSY-AFT (USED ON ITEM 532F)	A	1

32-12-02

 ILLUSTRATED PARTS LIST
 01.1 Page 1080V
 Mar 01/05


BOEING
 COMPONENT
 MAINTENANCE MANUAL

FIG. & ITEM	PART NO.	AIRLINE PART NUMBER	NOMENCLATURE 1234567	EFF CODE	QTY PER ASSY
01- -965	149T6927-8		..FITTING ASSY-AFT (USED ON ITEMS 534, 534C, 534D, 534E)	B	1
-965A	149T6927-18		..FITTING ASSY-AFT (USED ON ITEMS 534A, 534B)	B	1
-965B	149T6927-22		..FITTING ASSY-AFT (USED ON ITEM 534F)	B	1
967	1728B		...FITTING-LUBE (VOFKM1)	A,B	1
970	149T6927-6		...BUSHING- (USED ON ITEMS 963, 963A, 965, 965A)	A,B	2
-970A	149T6927-25		...BUSHING- (USED ON ITEMS 963B, 965B)	A,B	2
973	149T6927-9		...FITTING- (USED ON ITEM 963)	A	1
-973A	149T6927-19		...FITTING- (USED ON ITEM 963A)	A	1
-973B	149T6927-23		...FITTING- (USED ON ITEM 963B)	A	1
-975	149T6927-10		...FITTING- (USED ON ITEM 965)	B	1
-975A	149T6927-20		...FITTING- (USED ON ITEM 965A)	B	1
-975B	149T6927-24		...FITTING- (USED ON ITEM 965B)	B	1
977	BACB30NN3K1		..BOLT	A,B	35
980	BACB30NN3K1		..BOLT	A	2
983	BACB30NN3K1		..BOLT	B	4
985	149T6910-27		..PLATE	A	1
-990	149T6910-28		..PLATE	B	1
992	BACB30NT3K1		..SCREW- (USED ON ITEMS 532D, 532E, 532F, 534D, 534E, 534F)	A,B	15
992C	AN960JD10L		..WASHER- (USED ON ITEMS 532D, 532E, 532F, 534D, 534E, 534F)	A,B	15

32-12-02

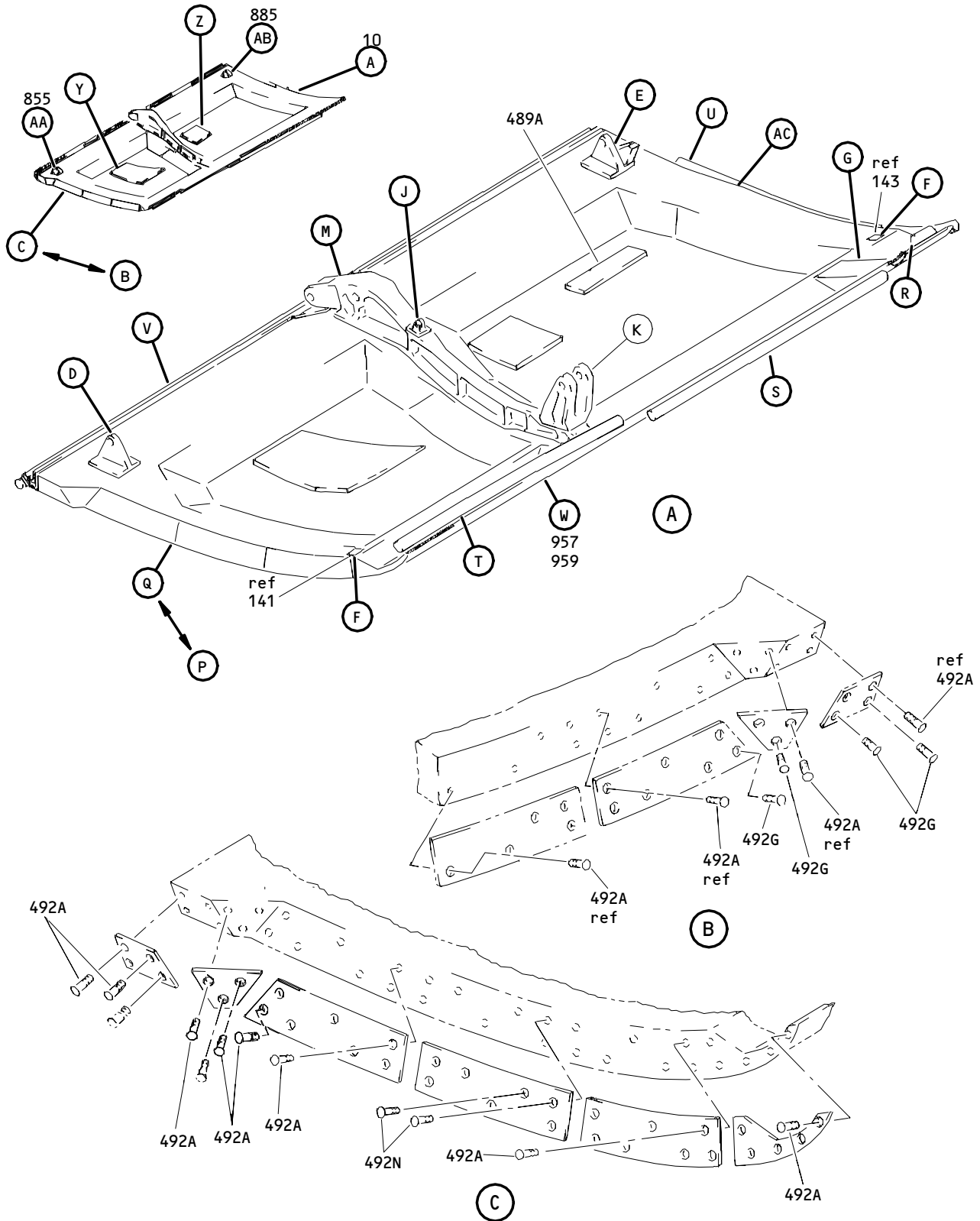
 ILLUSTRATED PARTS LIST
 01.1 Page 1080W
 Mar 01/05

FIG. & ITEM	PART NO.	AIRLINE PART NUMBER	NOMENCLATURE 1234567	EFF CODE	QTY PER ASSY
01-994	149T6910-51		..PLATE-EROSION (USED ON ITEMS 532D, 532E, 532F, 534D, 534E, 534F)	A,B	1
994C	149T6910-52		..PLATE-EROSION (USED ON ITEMS 532D, 532E, 532F, 534D, 534E, 534F)	A,B	1
994F	149T6910-53		..PLATE-EROSION (USED ON ITEMS 532D, 532E, 532F, 534D, 534E, 534F)	A,B	1
994J	149T6910-54		..PLATE-EROSION (USED ON ITEMS 532D, 532E, 532F, 534D, 534E, 534F)	A,B	1
994M	149T6910-55		..PLATE-EROSION (USED ON ITEMS 532D, 532E, 532F, 534D, 534E, 534F)	A,B	1
996	149T6920-69		..BONDED ASSY- (USED ON ITEMS 532, 532A, 532B, 532C)	A	1
-996A	149T6920-49		DELETED		
-996B	149T6920-79		..BONDED ASSY- (USED ON ITEMS 532D, 532E, 532F)	A	1
-997	149T6920-70		..BONDED ASSY- (USED ON ITEMS 534, 534A, 534B, 534C)	B	1
-997A	149T6920-80		..BONDED ASSY- (USED ON ITEMS 534D, 534E, 534F)	B	1
998	NAS1835C3P		...INSERT	A,B	61
998C	NAS1835C3P		...INSERT	A,B	15
998F	NAS1835C4P		...INSERT	A,B	63

- Item Not Illustrated

32-12-02

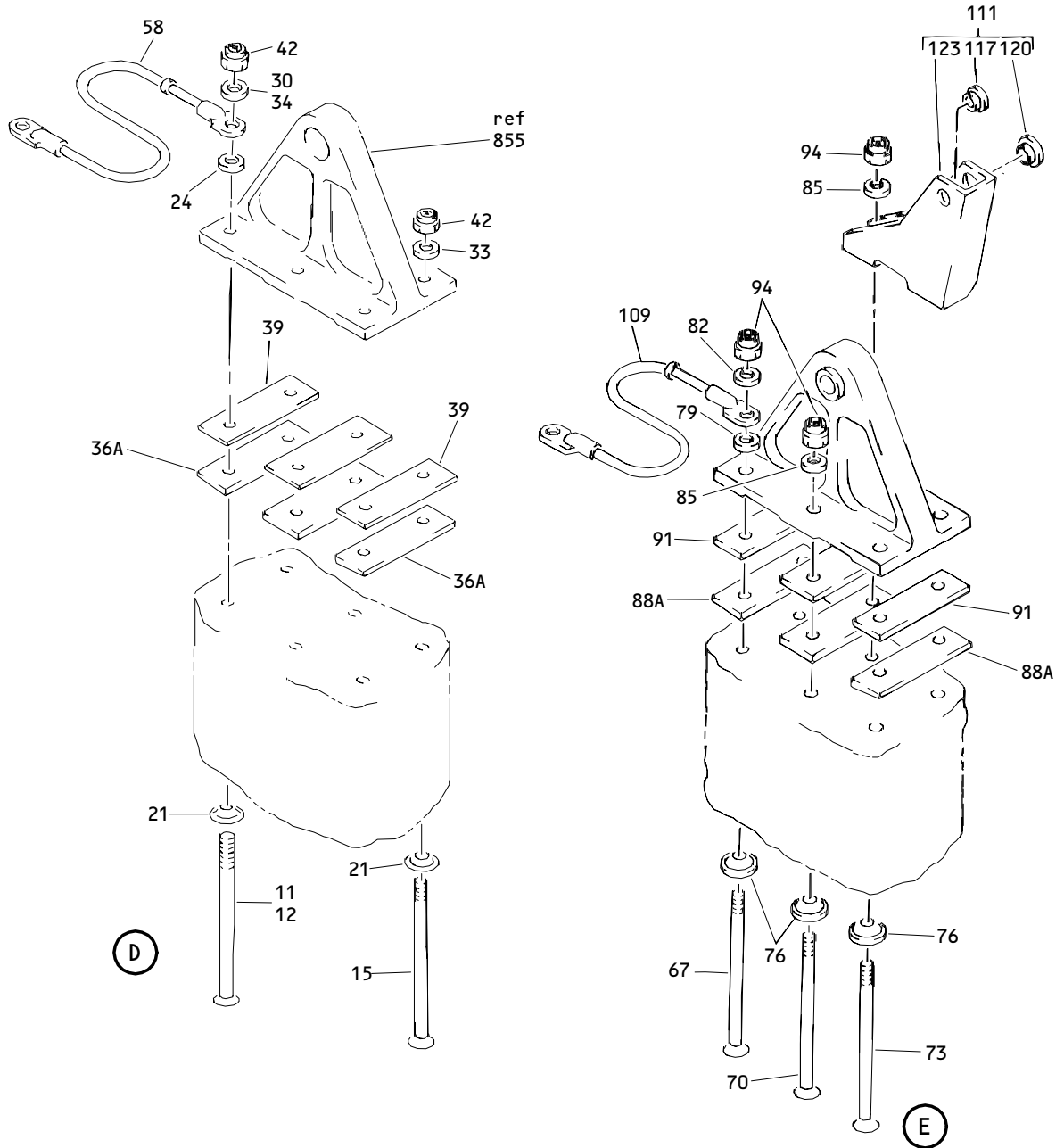
 ILLUSTRATED PARTS LIST
 01.1 Page 1080X
 Mar 01/05



Main Landing Gear Door Assembly
Figure 2 (Sheet 1)

32-12-02

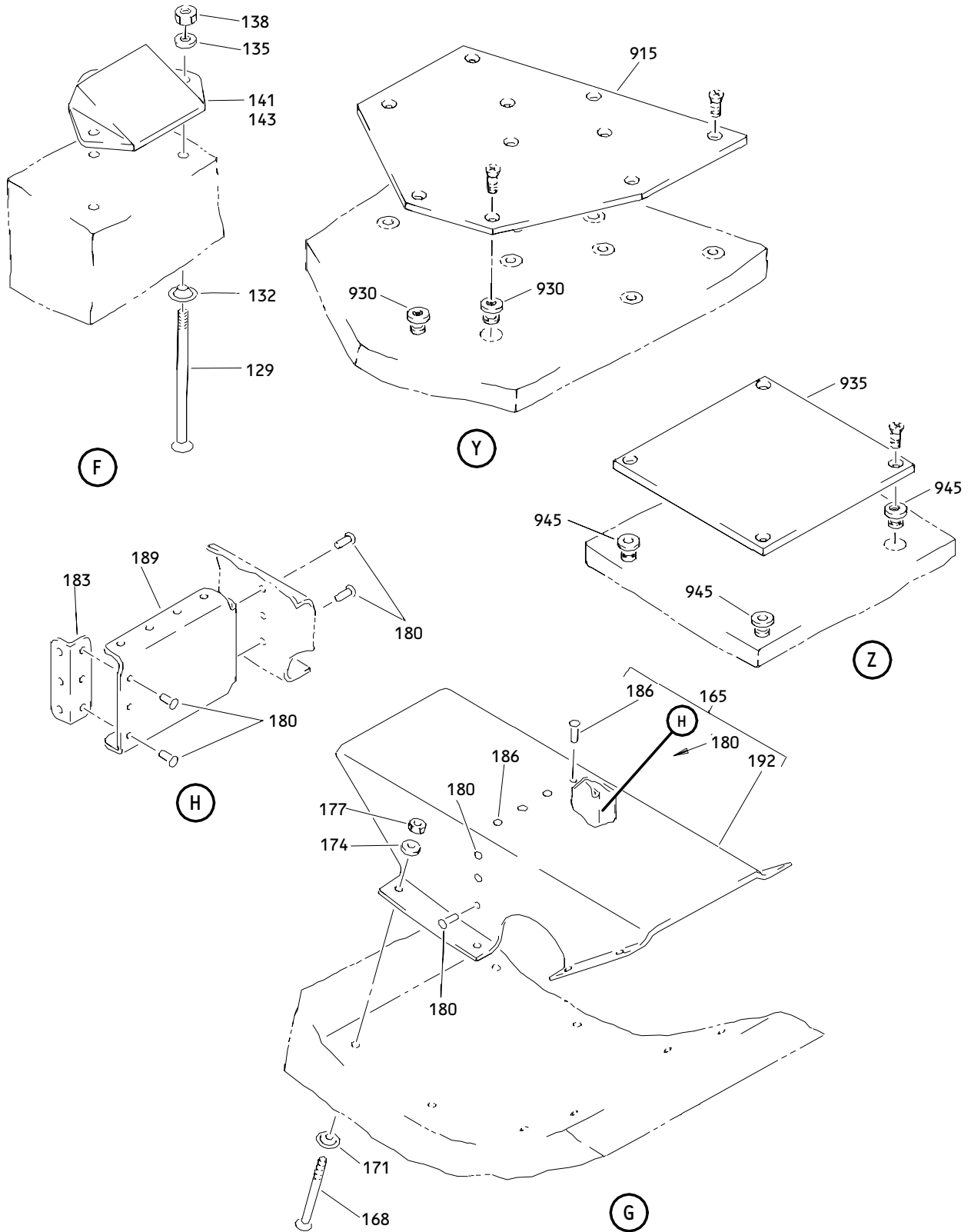
ILLUSTRATED PARTS LIST
 01.1 Page 1080Z
 Mar 01/05



Main Landing Gear Door Assembly
 Figure 2 (Sheet 2)

32-12-02

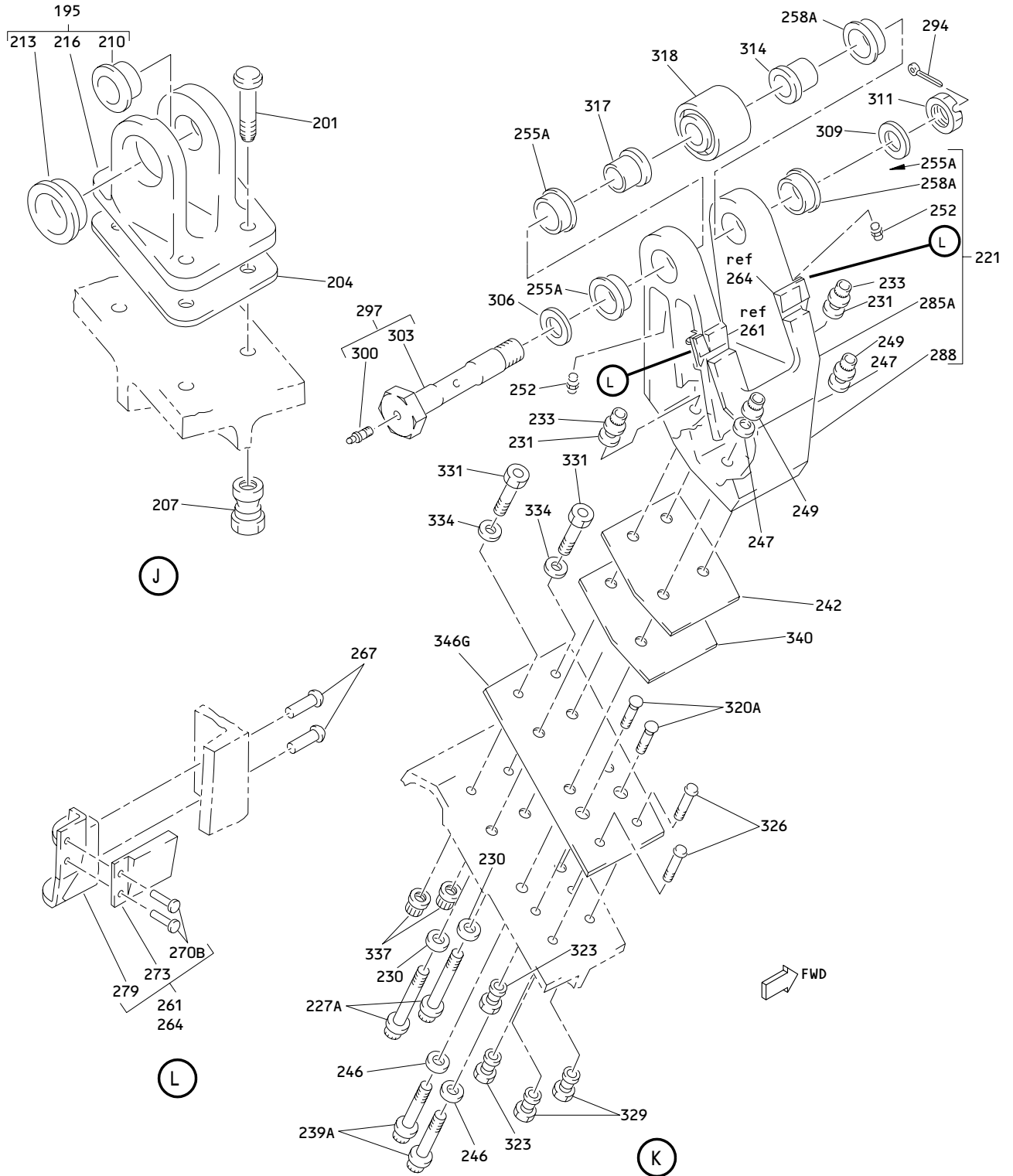
ILLUSTRATED PARTS LIST
 01.1 Page 1081
 Mar 01/05



**Main Landing Gear Door Assembly
 Figure 2 (Sheet 3)**

32-12-02

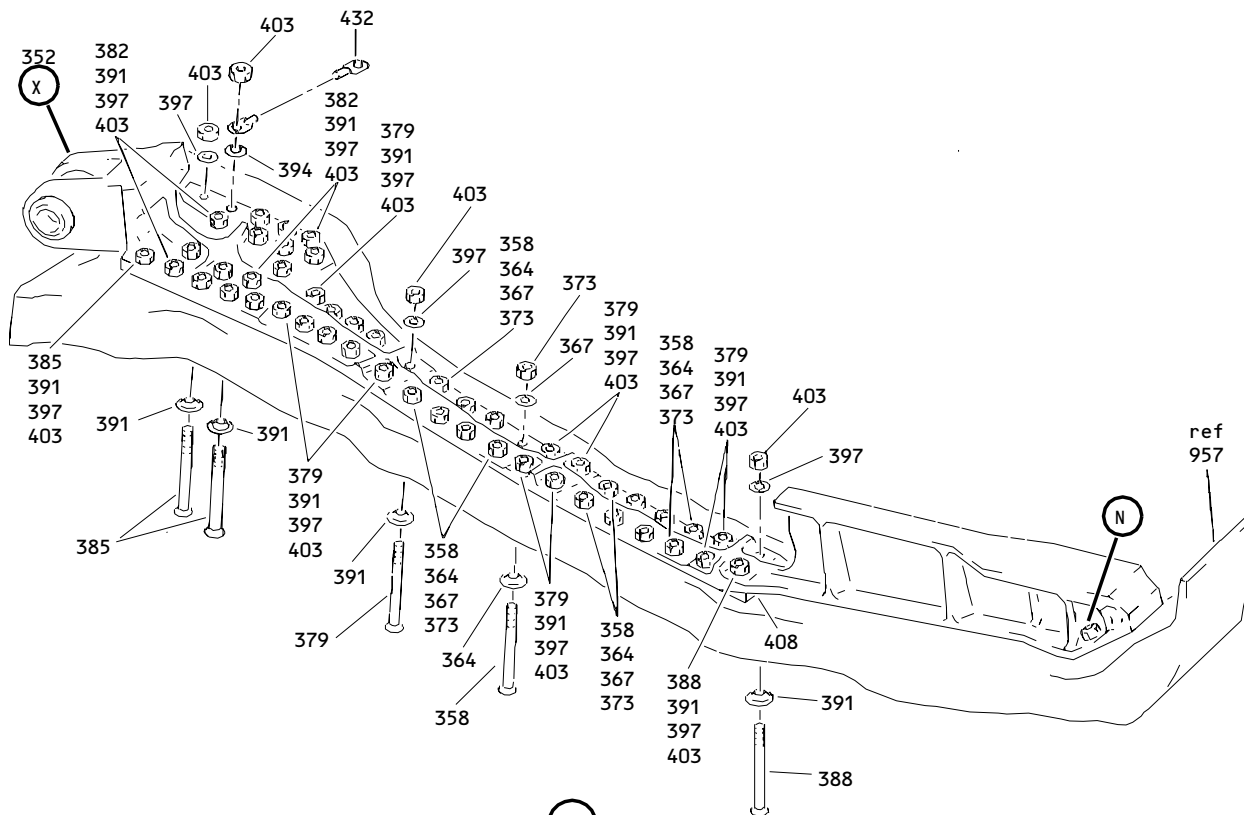
ILLUSTRATED PARTS LIST
 01.1 Page 1082
 Mar 01/05



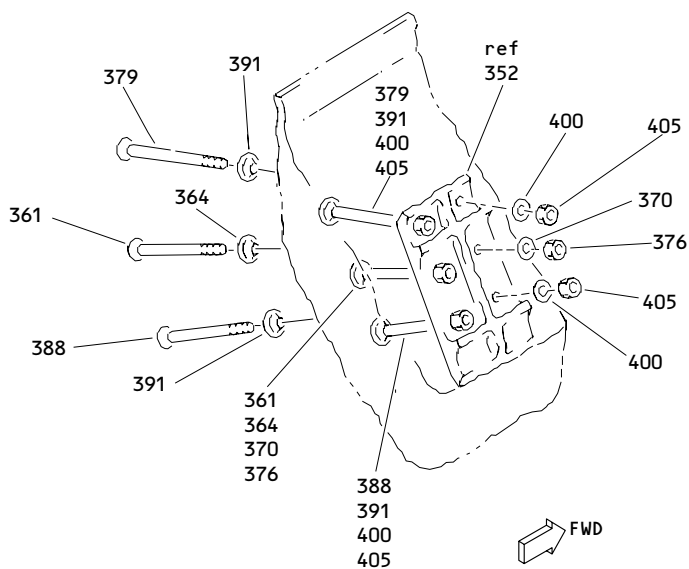
Main Landing Gear Door Assembly
 Figure 2 (Sheet 4)

32-12-02

ILLUSTRATED PARTS LIST
 01.1 Page 1082A
 Mar 01/05



(M)

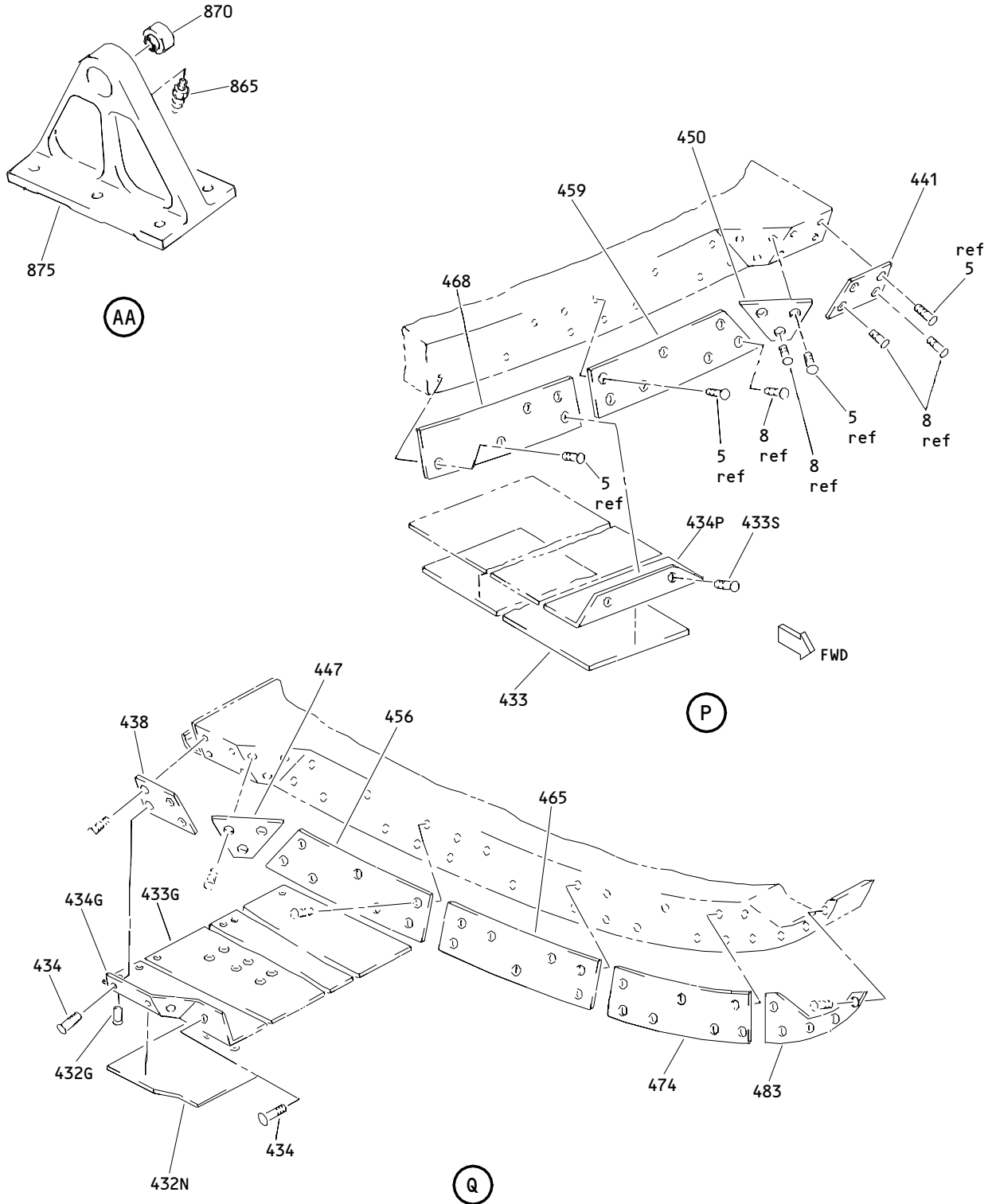


(N)

Main Landing Gear Door Assembly
Figure 2 (Sheet 5)

32-12-02

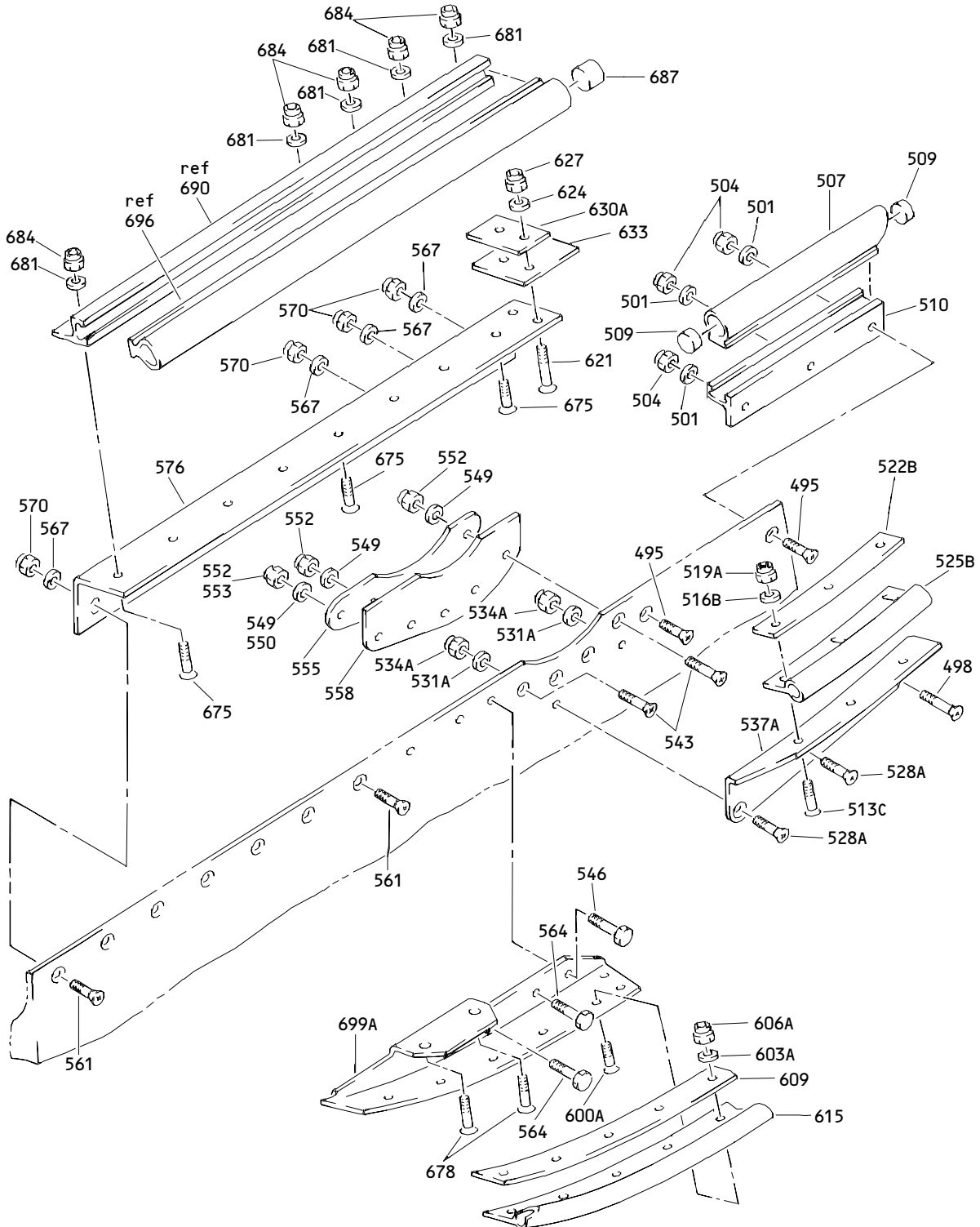
ILLUSTRATED PARTS LIST
 01.1 Page 1082B
 Mar 01/05



Main Landing Gear Door Assembly
Figure 2 (Sheet 6)

32-12-02

ILLUSTRATED PARTS LIST
01.1 Page 1082C
Mar 01/05

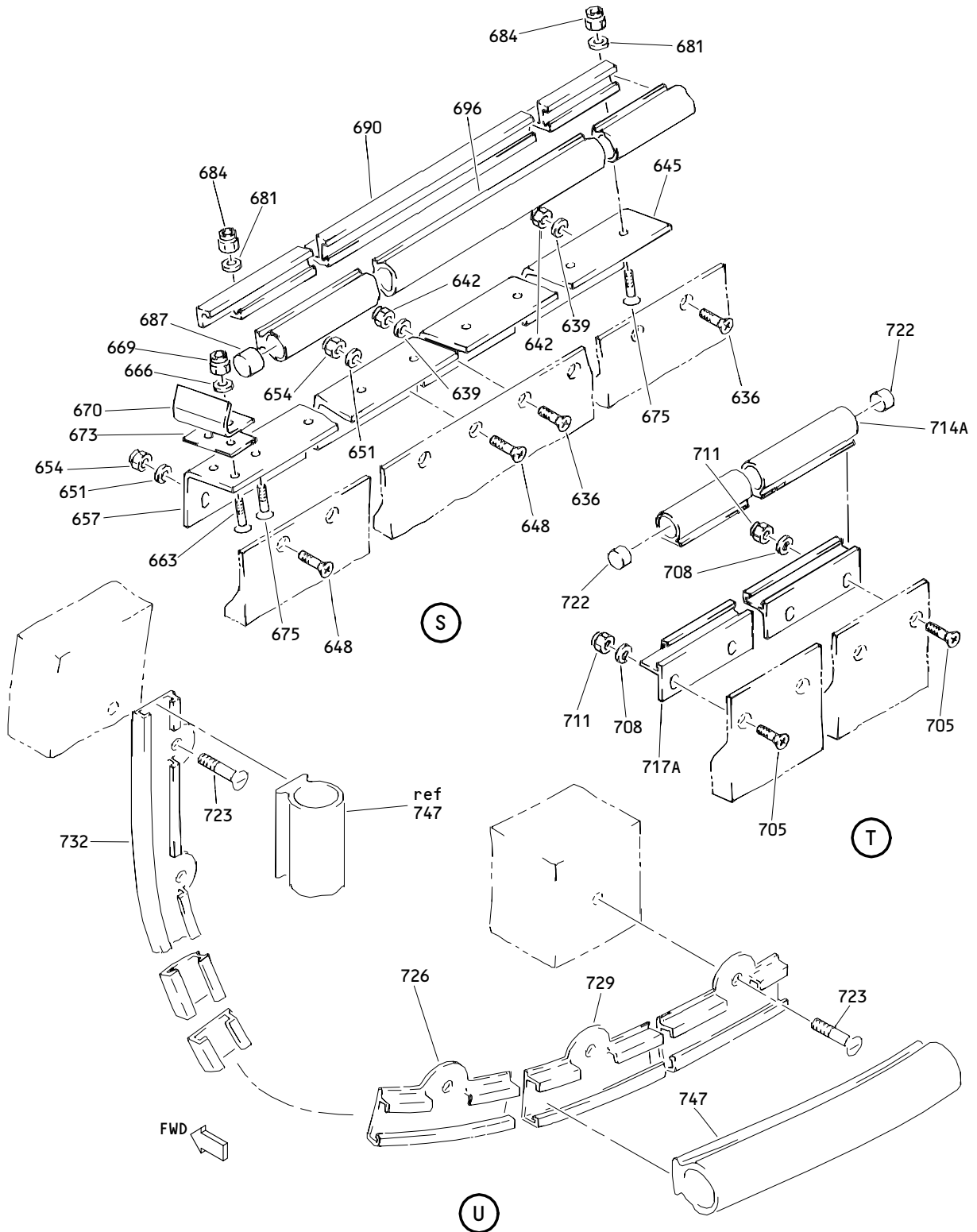


(R)

Main Landing Gear Door Assembly
 Figure 2 (Sheet 7)

32-12-02

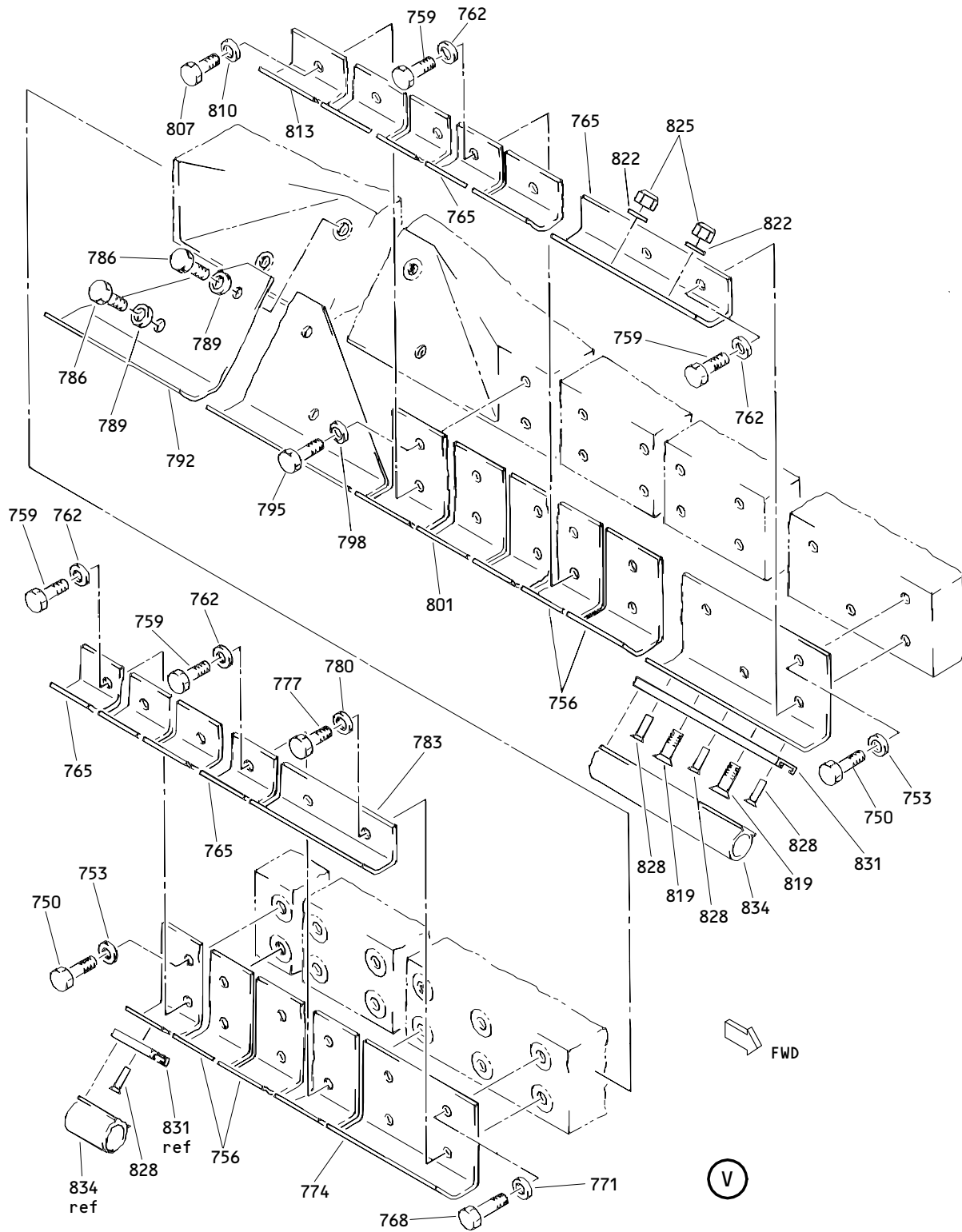
ILLUSTRATED PARTS LIST
 01.1 Page 1082D
 Mar 01/05



Main Landing Gear Door Assembly
 Figure 2 (Sheet 8)

32-12-02

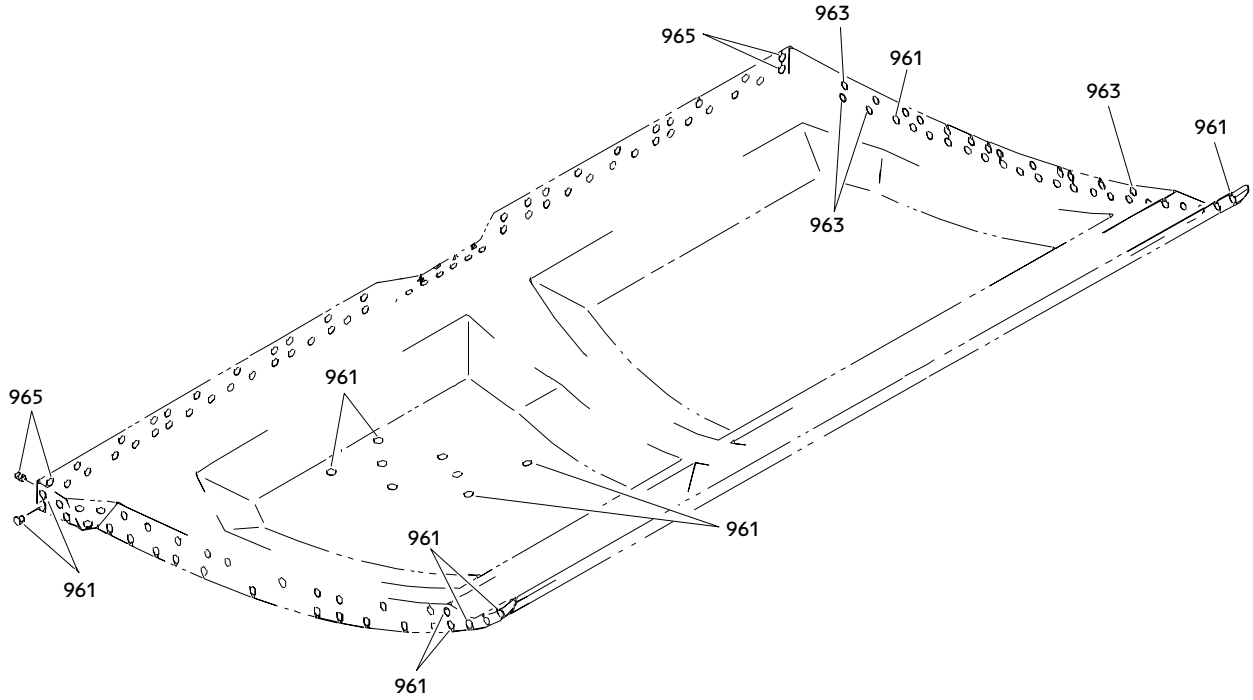
ILLUSTRATED PARTS LIST
 01.1 Page 1082E
 Mar 01/05



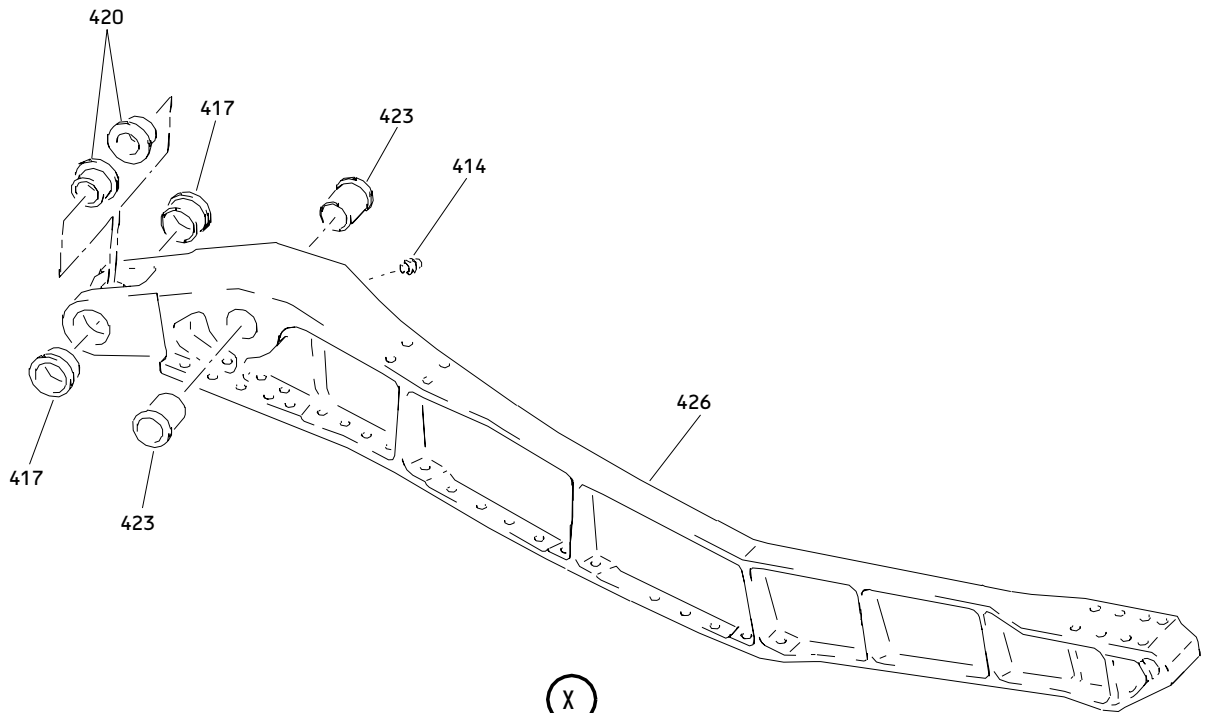
Main Landing Gear Door Assembly
 Figure 2 (Sheet 9)

32-12-02

ILLUSTRATED PARTS LIST
 01.1 Page 1082F
 Mar 01/05



W

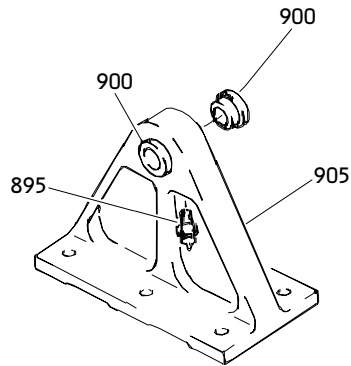


X

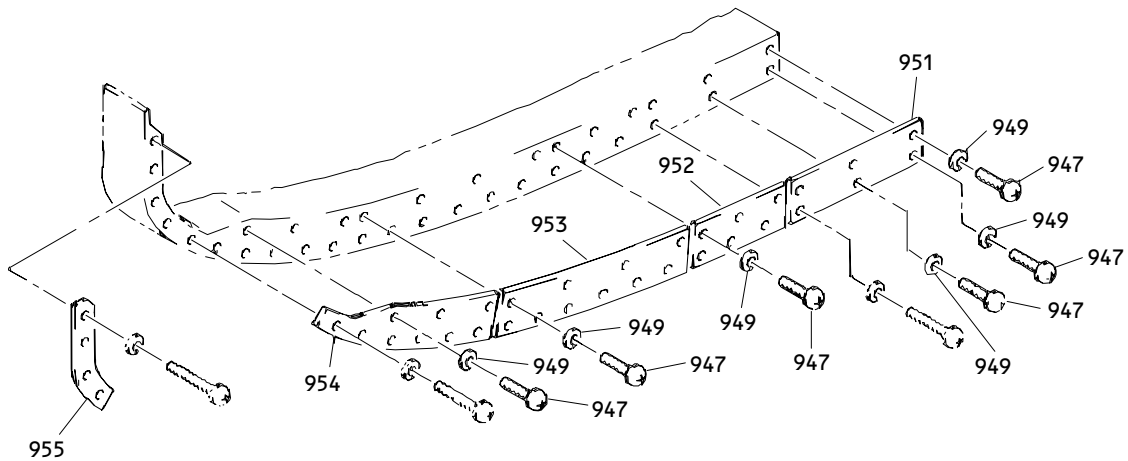
Main Landing Gear Door Assembly
Figure 2 (Sheet 10)

32-12-02

ILLUSTRATED PARTS LIST
01.1 Page 1082G
Mar 01/05



(AB)



(AC)

Main Landing Gear Door Assembly
Figure 2 (Sheet 11)

32-12-02

ILLUSTRATED PARTS LIST
01.1 Page 1082H
Mar 01/05


BOEING
 COMPONENT
 MAINTENANCE MANUAL

FIG. & ITEM	PART NO.	AIRLINE PART NUMBER	NOMENCLATURE 1234567	EFF CODE	QTY PER ASSY
R 02- -1	149T6910-29		DOOR ASSY-MLG DOOR (VARIABLE) (LH)	C	RF
R -3	149T6910-30		DOOR ASSY-MLG DOOR (VARIABLE) (RH)	D	RF
5	BACB30NN3K1		DELETED		
6	149T6927-1		DELETED		
8	BACB30NN3K1		DELETED		
-9	149T6927-2		DELETED		
9G	BACB30NN3K1		DELETED		
R 10	149T6910-7001		.COLLECTOR ASSY-COMMON POINT	C	1
R -10G	149T6910-7002		.COLLECTOR ASSY-COMMON POINT	D	1
R 11	BACB30NN5K70		..BOLT	C	1
R 12	BACB30LH5-70		..BOLT	D	1
R 15	BACB30NN5K70		..BOLT	C,D	5
R 21	BACW10UC516P		..WASHER	C,D	6
R 24	AN960D516L		..WASHER	D	1
R 30	AN960D516		..WASHER	D	1
R 33	AN960PD516		..WASHER	C,D	5
R 34	AN960PD516		..WASHER	C	1
36	BACF3F13N32NN		DELETED		
R 36A	BACF3F013N032NN		..FILLER	C,D	3
39	BACS40R13D32F		DELETED		
39A	BACS40R013D032F		..SHIM	C,D	3
R 42	BRH10A5		..NUT- (V52828) (SPEC BACN10JC5) (OPT T6S524J (V11815)) (OPT 96-054 (V80539)) (OPT RMLH9075-5W (V72962)) (OPT H10-5BAC (V15653))	C,D C,D	6

32-12-02

ILLUSTRATED PARTS LIST

01.1 Page 1082I

Mar 01/05

FIG. & ITEM	PART NO.	AIRLINE PART NUMBER	NOMENCLATURE 1234567	EFF CODE	QTY PER ASSY
02-					
45	1728B		DELETED		
48	BACB10EN08GC		DELETED		
52	149T6927-3		DELETED		
-55	149T6927-4		DELETED		
R 58	940CW26-12		.. JUMPER- (V91812) (SPEC BACJ40AB26-12) (OPT 100226-12 (V1FF12)) (OPT RBEJ40AB23-12 (V1GK47))	D	1
61	149T6927-7		DELETED		
-64	149T6927-8		DELETED		
67	BACB30LH5-70		DELETED		
67A	BACB30LH5-71		.. BOLT	C,D	1
R 70	BACB30NN5K70		.. BOLT	C,D	3
R 73	BACB30NN5K77		.. BOLT	C,D	2
R 76	BACW10UC516P		.. WASHER	C,D	6
R 79	AN960D516L		.. WASHER	C,D	1
R 82	AN960D516		.. WASHER	C,D	1
R 85	AN960PD516		.. WASHER	C,D	5
88	BACF3F13N32NN		DELETED		
88A	BACF3F013N032NN		DELETED		
R 88B	BACF3F013R032NN		.. FILLER	C,D	3
91	BACS40R13D32F		DELETED		
91A	BACS40R013E032F		.. SHIM	C,D	3
R 94	BRH10A5		.. NUT- (V52828) (SPEC BACN10JC5) (OPT T6S524J (V11815)) (OPT 96-054 (V80539)) (OPT RMLH9075-5W (V72962)) (OPT H10-5BAC (V15653))	C,D	6

32-12-02

 ILLUSTRATED PARTS LIST
 01.1 Page 1082J
 Mar 01/05


BOEING
 COMPONENT
 MAINTENANCE MANUAL

FIG. & ITEM	PART NO.	AIRLINE PART NUMBER	NOMENCLATURE 1234567	EFF CODE	QTY PER ASSY
02-					
97	1728B		DELETED		
100	149T6927-6		DELETED		
103	149T6927-9		DELETED		
-106	149T6927-10		DELETED		
R 109	940CW28-12		.. JUMPER- (V91812) (SPEC BACJ40AB28-12) (OPT 100228-12 (V1FF12)) (OPT RBEJ40AB28-12 (V1GK47))	C,D	1
R 111	273T4540-2		..BRACKET ASSY	C	1
R -114	273T4540-1		..BRACKET ASSY	D	1
R 117	BACB28X4M011		...BUSHING	C,D	1
R 120	BACB28X6M012		...BUSHING	C,D	1
R 123	273T4540-4		...BRACKET	C	1
R -126	273T4540-3		...BRACKET	D	1
R 129	BACB30NN4K67		..BOLT	C,D	6
R 132	BACW10UC416P		..WASHER	C,D	6
R 135	AN960PD416		..WASHER	C,D	6
R 138	BRH10A4		..NUT- (V52828) (SPEC BACN10JC4) (OPT T6S428J (V11815)) (OPT 96-048 (V80539)) (OPT VN303A048 (V92215)) (OPT RMLH9075-4W (V72962)) (OPT NS202101-048 (V80539)) (OPT H10-4BAC (V15653))	C,D	6
R 141	149T6973-1		..FITTING	C,D	1
R 143	149T6973-2		..FITTING	C,D	1
144	149T7804-1		DELETED		
-147	149T7804-2		DELETED		
			ATTACHING PARTS		

32-12-02

 ILLUSTRATED PARTS LIST
 01.1 Page 1082K
 Mar 01/05

FIG. & ITEM	PART NO.	AIRLINE PART NUMBER	NOMENCLATURE 1234567	EFF CODE	QTY PER ASSY
02-					
-150	BACB30NN3K6		DELETED		
153	NAS1835C3P		DELETED		
156	149T7804-7		DELETED		
-159	BACB30NN3K6		DELETED		
162	NAS1835C3P		DELETED		
R 165	149T6941-1		..BAR ASSY-ALTERNATE EXTENSION SKID	C,D	1
R 168	BACB30NN4K25		..BOLT	C,D	8
R 171	BACW10UC416P		..WASHER	C,D	8
R 174	AN960PD416		..WASHER	C,D	8
R 177	BRH10A4		..NUT- (V52828) (SPEC BACN10JC4) (OPT T6S428J (V11815)) (OPT 96-048 (V80539)) (OPT VN303A048 (V92215)) (OPT RMLH9075-4W (V72962)) (OPT NS202101-048 (V80539)) (OPT H10-4BAC (V15653)) -----*	C,D	8
R 180	BACR15BB6AD		...RIVET- (SIZE DETERMINE ON INST)	C,D	9
R 183	149T6941-4		...INTERCOSTAL	C,D	1
R 186	BACR15BA6AD		...RIVET- (SIZE DETERMINE ON INST)	C,D	4
R 189	149T6941-3		...CHANNEL	C,D	1
R 192	149T6941-2		...BAR	C,D	1
R 195	149T7803-7		..ATTACH ASSY-SPRT LINK	C	1
R -198	149T7803-8		..ATTACH ASSY-SPRT LINK	D	1

32-12-02

 ILLUSTRATED PARTS LIST
 01.1 Page 1082L
 Mar 01/05

BOEING
 COMPONENT
 MAINTENANCE MANUAL

FIG. & ITEM	PART NO.	AIRLINE PART NUMBER	NOMENCLATURE 1234567	EFF CODE	QTY PER ASSY
R 02- 201	HL1012AZ10-17		ATTACHING PARTS ..BOLT- (VOPTK6) (SPEC BACB30NX10K17) (OPT HL12VAZ10-17 (V73197)) (OPT HL12VAZ10-17 (V92215)) (OPT HL12VAZ10-17 (V97928)) (OPT L802-10K17 (V06725)) (OPT HL12VAZ10-17 (V56878)) (OPT HL1012AZ10-17 (V06725)) (OPT HL1012AZ10-17 (V06950)) (OPT HL1012AZ10-17 (V17446)) (OPT HL1012AZ10-17 (V56878)) (OPT HL1012AZ10-17 (V60516)) (OPT HL1012AZ10-17 (V73197)) (OPT HL1012AZ10-17 (V97928))	C,D	4
R 204	149T6910-25		..SHIM	C,D	1
R 207	HL1187-10		..COLLAR- (V5M902) (SPEC BACC30X10) (OPT HL87-10 (V73197)) (OPT HL87-10 (V92215)) (OPT HL1187-10 (V56878)) (OPT HL1187-10 (V92215)) (OPT HL87-10 (V56878)) (OPT HL1187-10 (V73197)) -----*-----	C,D	4

32-12-02

ILLUSTRATED PARTS LIST
 01.1 Page 1082M
 Mar 01/05

FIG. & ITEM	PART NO.	AIRLINE PART NUMBER	NOMENCLATURE 1234567	EFF CODE	QTY PER ASSY
02-					
210	BACB28X12C047		...BUSHING	C,D	1
213	BACB28AM17B035A		...BUSHING	C,D	1
216	149T7803-9		...FITTING	C	1
-219	149T7803-10		...FITTING	D	1
R 221	149T6944-9		..FITTING ASSY-ROLLER	C	1
R -224	149T6944-10		..FITTING ASSY-ROLLER	D	1
			ATTACHING PARTS		
	227	BACB30MT7T27	DELETED		
R 227A	BACB30MT7T26		..BOLT	C,D	2
R 230	BACW10BP7C		..WASHER	C,D	2
R 231	BACW10BP7P		..WASHER	C,D	2
R 233	BH003027		..NUT-	C,D	2
			(V27238)		
			(SPEC BACN10HR7)		
			(OPT BMNN10HR7		
			(V97928))		
			(OPT CR59067		
			(V62554))		
			(OPT H967		
			(V15653))		
			(OPT RMLH227		
			(V72962))		
			(OPT VAL280097		
			(V06710))		
			(OPT 678327		
			(V56878))		
			(OPT H96-7		
			(V15653))		
			(OPT RMLH22-7		
			(V72962))		
			(OPT 67832-720		
			(V56878))		
			(OPT BMNN10HR7		
			(V97928))		
			(OPT BH00302-7		
			(V27238))		

32-12-02

 ILLUSTRATED PARTS LIST
 01.1 Page 1082N
 Mar 01/05

BOEING
 COMPONENT
 MAINTENANCE MANUAL

FIG. & ITEM	PART NO.	AIRLINE PART NUMBER	NOMENCLATURE	EFF CODE	QTY PER ASSY
			1234567		
	02-				
	236	149T6910-26	DELETED		
	239	BACB30MT6T21	DELETED		
R	239A	BACB30MT6T20	..BOLT	C,D	2
R	242	149T6910-24	..SHIM	C,D	1
R	246	BACW10BP6C	..WASHER	C,D	2
R	247	BACW10BP6P	..WASHER	C,D	2
R	249	BH003026	..NUT-	C,D	2
			(V27238)		
			(SPEC BACN10HR6)		
			(OPT BMNN10HR6		
			(V97928))		
			(OPT CR59066		
			(V62554))		
			(OPT H966		
			(V15653))		
			(OPT RMLH226		
			(V72962))		
			(OPT VAL280096		
			(V06710))		
			(OPT 678326		
			(V56878))		
			(OPT H96-6		
			(V15653))		
			(OPT RMLH22-6		
			(V72962))		
			(OPT SL7058S624		
			(V11815))		
			(OPT 67832-624		
			(V56878))		
			(OPT BH00302-6		
			(V27238))		
			-----*		

32-12-02

ILLUSTRATED PARTS LIST
 01.1 Page 10820
 Mar 01/05

FIG. & ITEM	PART NO.	AIRLINE PART NUMBER	NOMENCLATURE 1234567	EFF CODE	QTY PER ASSY
R 02-					
R 252	MS15001-1		...FITTING	C,D	2
255	BACB28AM20B035A		DELETED		
255A	BACB28AT20B035C		...BUSHING	C,D	2
258	BACB28AM19B035A		DELETED		
258A	BACB28AT19B035C		...BUSHING	C,D	2
R 261	284T0452-5		...TARGET ASSY-SENSOR	C,D	1
R 264	284T0452-6		...TARGET ASSY-SENSOR ATTACHING PARTS	C,D	1
267	BACR15FT5AD		DELETED		
267A	HST10AG5-5		...BOLT- (VOPTK6) (SPEC BACB30VT5K5) (OPT HST10AG5-5 (V06725)) (OPT HST10AG5-5 (V56878)) (OPT HST10AG5-5 (V73197))	C,D	4
268	HST79CY5		...COLLAR- (V73197) (SPEC BACC30BL5) (OPT HST79-5 (V92215)) (OPT HST79-5 (V56878)) (OPT HST79-5 (V5M902)) -----*	C,D	4
270	BACR15FT3AD3		DELETED		
270A	BACR15BB3A04		DELETED		
R 270B	BACR15BB3AD4	RIVET	C,D	2
R 273	284T0860-1	TARGET- (USED ON ITEM 261)	C,D	1

32-12-02

 ILLUSTRATED PARTS LIST
 01.1 Page 1082P
 Mar 01/05


BOEING
 COMPONENT
 MAINTENANCE MANUAL

FIG. & ITEM	PART NO.	AIRLINE PART NUMBER	NOMENCLATURE 1234567	EFF CODE	QTY PER ASSY
R 02- -276	284T0860-2	TARGET- (USED ON ITEM 264)	C,D	1
R 279	284T0441-3	BRACKET- (USED ON ITEM 261)	C,D	1
R -282	284T0441-4	BRACKET- (USED ON ITEM 264)	C,D	1
R 285	284T0859-2		DELETED		
R 285A	284T0859-3		...STRIP-RUB	C,D	1
R 288	149T6944-11		...FITTING	C	1
R -291	149T6944-12		...FITTING	D	1
R 294	MS24665-359		..PIN-COTTER	C,D	1
R 297	149T6986-5		..PIN ASSY	C,D	1
R 300	MS15001-1		...FITTING	C,D	1
R 303	149T6986-8		...PIN	C,D	1
R 306	BACW10BP14C		..WASHER	C,D	1
R 309	AN960XC1416		..WASHER	C,D	AR
R 311	BACN10JD114		..NUT	C,D	1
R 314	149T6922-9		..BUSHING	C,D	1
R 317	149T6922-10		..BUSHING	C,D	1
R 318	YAT14B		..BEARING- (V07484) (SPEC BACB10EU14) (OPT 14AL3234 (V92563)) (OPT ATL14 (V60380))	C,D	1
R 320 320A	BACB10EU14 HL11VAZ8-8		DELETED ..BOLT- (V56878) (SPEC BACB30NW8K8) (OPT B30NW8K8 (V97928)) (OPT HL11VAZ8-8 (V73197)) (OPT HL11VAZ8-8 (V92215)) (OPT HL11VAZ8-8 (V97928)) (OPT L803-8K8 (V06725)) (OPT HL11VAZ8-8 (V0PTK6)) (OPT HL11VAZ8-8 (V60516))	C,D	2

32-12-02

 ILLUSTRATED PARTS LIST
 01.1 Page 1082Q
 Mar 01/05

FIG. & ITEM	PART NO.	AIRLINE PART NUMBER	NOMENCLATURE 1234567	EFF CODE	QTY PER ASSY
R 02-323	HL79-8		..COLLAR- (V5M902) (SPEC BACC30M8) (OPT HL79-8 (V73197)) (OPT HL79-8 (V92215)) (OPT 66014-8 (V56878)) (OPT HL79-8 (V56878))	C,D	2
R 326	HL1012AZ8-8		..BOLT- (VOPTK6) (SPEC BACB30NX8K8) (OPT HL12VAZ8-8 (V73197)) (OPT HL12VAZ8-8 (V92215)) (OPT HL12VAZ8-8 (V97928)) (OPT L802-8K8 (V06725)) (OPT HL12VAZ8-8 (V56878)) (OPT HL1012AZ8-8 (V06725)) (OPT HL1012AZ8-8 (V06950)) (OPT HL1012AZ8-8 (V17446)) (OPT HL1012AZ8-8 (V56878)) (OPT HL1012AZ8-8 (V60516)) (OPT HL1012AZ8-8 (V73197)) (OPT HL1012AZ8-8 (V97928))	C,D	2

32-12-02

 ILLUSTRATED PARTS LIST
 01.1 Page 1082R
 Mar 01/05


BOEING
 COMPONENT
 MAINTENANCE MANUAL

FIG. & ITEM	PART NO.	AIRLINE PART NUMBER	NOMENCLATURE 1234567	EFF CODE	QTY PER ASSY
R 02-329	HL1187-8		..COLLAR- (V5M902) (SPEC BACC30X8) (OPT HL87-8 (V73197)) (OPT HL87-8 (V92215)) (OPT HL1187-8 (V56878)) (OPT HL1187-8 (V92215)) (OPT HL87-8 (V56878)) (OPT HL1187-8 (V73197))	C,D	2
R 331	NAS6605-8		..BOLT	C,D	2
R 334	BACW10BP5C		..WASHER	C,D	2
R 337	HW29872-5		..NUT- (V15653) (SPEC BACN10HY5M) (OPT RMLH9073-5 (V72962)) (OPT TLN1001W35 (V92215)) (OPT TLN1001WD35 (V92215)) (OPT 69233SB5D (V56878)) (OPT TLN1001WD35 (V97928)) (OPT TLN1001W35 (V97928))	C,D	2

32-12-02

ILLUSTRATED PARTS LIST

01.1 Page 1082S

Mar 01/05

FIG. & ITEM	PART NO.	AIRLINE PART NUMBER	NOMENCLATURE 1234567	EFF CODE	QTY PER ASSY
	02-				
R	340	149T6940-1	..PLATE-SERRATED	C	1
R	-343	149T6940-5	..PLATE-SERRATED	D	1
	346	149T6940-2	DELETED		
R	346G	149T6940-7	..PLATE-SERRATED	C	1
	-349	149T6940-6	DELETED		
R	-349A	149T6940-8	..PLATE-SERRATED	D	1
	352	149T6929-1	..BEAM ASSY-CTR HINGE (OPT ITEM 352A)	C	1
	-352A	149T6929-5	..BEAM ASSY-CTR HINGE (OPT ITEM 352)	C	1
	352B	149T6929-9	DELETED		
	-352C	149T6929-5	DELETED		
	-355	149T6929-2	..BEAM ASSY-CTR HINGE (OPT ITEM 355A)	D	1
	-355A	149T6929-6	..BEAM ASSY-CTR HINGE (OPT ITEM 355)	D	1
	-355B	149T6929-10	DELETED		
	-355C	149T6929-6	DELETED		
			ATTACHING PARTS		
R	358	BACB30NN5K70	..BOLT	C,D	16
R	361	BACB30NN5K75	..BOLT	C,D	2
R	364	BACW10UC516P	..WASHER	C,D	18
R	367	AN960PD516	..WASHER	C,D	16
R	370	AS46-5	..WASHER- (V10630) (SPEC BACW10AU5) (OPT K19701P5 (V15653)) (OPT 53488W524 (V56878)) (OPT 6073-05 (V72962)) (OPT TLN1020L5W (V08524))	C,D	2

32-12-02

 ILLUSTRATED PARTS LIST
 01.1 Page 1082T
 Mar 01/05


BOEING
 COMPONENT
 MAINTENANCE MANUAL

FIG. & ITEM	PART NO.	AIRLINE PART NUMBER	NOMENCLATURE 1234567	EFF CODE	QTY PER ASSY
R 02-373	BRH10A5		..NUT- (V52828) (SPEC BACN10JC5) (OPT T6S524J (V11815)) (OPT 96-054 (V80539)) (OPT RMLH9075-5W (V72962)) (OPT H10-5BAC (V15653))	C,D	16
R 376	H19700P5		..NUT- (V15653) (SPEC BACN10MT5) (OPT TLN1020-5N (V08524)) (OPT 52LH6073-054 (V72962)) (OPT 53488-524 (V56878))	C,D	2
R 379	BACB30NN6K72		..BOLT	C,D	18
R 382	BACB30NN6K73		..BOLT	C,D	15
R 385	BACB30LH6-73		..BOLT	C,D	3
R 388	BACB30NN6K76		..BOLT	C,D	4
R 391	BACW10UC616P		..WASHER	C,D	40
R 394	AN960D616L		..WASHER	C,D	1
R 397	AN960PD616		..WASHER	C,D	36
R 398	AN960D616		DELETED		
R 400	AS46-6		..WASHER- (V10630) (SPEC BACW10AU6) (OPT K19701P6 (V15653)) (OPT 53488W624 (V56878)) (OPT 6073-06 (V72962)) (OPT TLN1020L6W (V08524))	C,D	4

32-12-02

 ILLUSTRATED PARTS LIST
 01.1 Page 1082U
 Mar 01/05

FIG. & ITEM	PART NO.	AIRLINE PART NUMBER	NOMENCLATURE 1234567	EFF CODE	QTY PER ASSY
R 02-403	BRH10A6		..NUT- (V52828) (SPEC BACN10JC6) (OPT 96-064 (V80539)) (OPT RMLH9075-6 (V72962)) (OPT H10-6BAC (V15653))	C,D	36
R 405	H19700P6		..NUT- (V15653) (SPEC BACN10MT6) (OPT TLN1020-6N (V08524)) (OPT 52LH6073-064 (V72962)) (OPT 53488-624 (V56878))	C,D	4
R 408	149T6910-21		..FILLER-ALUMINUM	C	1
R -411	149T6910-22		..FILLER-ALUMINUM -----*	D	1
R 414	MS15001-1		...FITTING	C,D	1
R 417	149T6922-1		...BUSHING	C,D	2
R 420	149T6922-7		...BUSHING	C,D	2
R 423	149T6922-3		...BUSHING	C,D	2
R 426	149T6929-3		...BEAM- (USED ON ITEM 352)	C	1
-426A	149T6929-7		...BEAM- (USED ON ITEM 352A)	C	1

32-12-02

 ILLUSTRATED PARTS LIST
 01.1 Page 1082V
 Mar 01/05


BOEING
 COMPONENT
 MAINTENANCE MANUAL

FIG. & ITEM	PART NO.	AIRLINE PART NUMBER	NOMENCLATURE 1234567	EFF CODE	QTY PER ASSY
02-					
426B	149T6929-11		DELETED		
-426C	149T6929-7		DELETED		
-429	149T6929-4		...BEAM- (USED ON ITEM 355)	D	1
-429A	149T6929-8		...BEAM- (USED ON ITEM 355A)	D	1
-429B	149T6929-12		DELETED		
-429C	149T6929-8		DELETED		
R 432	940CW24-12		..JUMPER- (V91812) (SPEC BACJ40AB24-12) (OPT 100224-12 (V1FF12)) (OPT RBEJ40AB24-12 (V1GK47))	C,D	1
R 432G	NAS1399D6		..RIVET- (SIZE DETERMINE ON INST)	C	6
R 432N	149T6810-1		..PANEL-INSULATION	C	1
R 433	149T6810-2		..PANEL-INSULATION	D	1
R 433G	149T6910-43		..PLATE-CONDUCTIVE	C	1
R -433N	149T6910-44		..PLATE-CONDUCTIVE	D	1
R 433S	BACB30NN3K2		..BOLT	D	2
R 434	BACB30NN3K2		..BOLT	C	4
R 434G	149T6811-1		..PLATE-EROSION	C	1
434N	149T6911-2		DELETED		
R 434P	149T6811-2		..PLATE-EROSION	D	1
435	BACB30NN3K1		DELETED		
437	BACB30NN3K1		DELETED		
R 438	149T6910-45		..PLATE-EROSION (MFD FROM SH AL 2024T3 F18.06 F21.03 QQA250/5)	C	1

32-12-02

 ILLUSTRATED PARTS LIST
 01.1 Page 1082W
 Mar 01/05

FIG. & ITEM	PART NO.	AIRLINE PART NUMBER	NOMENCLATURE 1234567	EFF CODE	QTY PER ASSY
R 02-441	149T6910-32		..PLATE-EROSION (MFD FROM SH AL 2024T3 F18.06 F21.03 .050 X 14.0 X 4.50)	D	1
	444 BACB30NN3K1		DELETED		
	446 BACB30NN3K1		DELETED		
R 447	149T6910-47		..PLATE-EROSION (MFD FROM SH AL 2024T3 F18.06 QQA250/5 SRF14.905-702)	C	1
R 450	149T6910-34		..PLATE-EROSION (MFD FROM SH AL 2024T3 F18.06 F21.03 .050 X 4.50 X 11.0)	D	1
	453 BACB30NN3K1		DELETED		
	455 BACB30NN3K1		DELETED		
R 456	149T6910-49		..PLATE-EROSION (MFD FROM SH AL 2024T3 F18.06 QQA250/5 SRF14.905-702)	C	1
R 459	149T6910-50		..PLATE-EROSION (MFD FROM SH AL 2024T3 F18.06 QQA250/5 SRF14.905-702)	D	1
	462 BACB30NN3K1		DELETED		
	464 BACB30NN3K1		DELETED		
R 465	149T6910-37		..PLATE-EROSION (MFD FROM SH AL 2024T3 F18.06 F21.03 .050 X 4.50 X 39.0)	C	1
R 468	149T6910-48		..PLATE-EROSION	D	1
	471 BACB30NN3K1		DELETED		
R 474	149T6910-39		..PLATE-EROSION (MFD FROM SH AL 2024T3 F18.06 F21.03 .050 X 39.0 X 10.0)	C	1
R -477	149T6910-40		..PLATE-EROSION (MFD FROM SH AL 2024T3 F18.06 F21.03 .050 X 39.0 X 10.0)	D	1
	480 BACB30NN3K1		DELETED		

32-12-02

ILLUSTRATED PARTS LIST

01.1 Page 1082X

Mar 01/05

BOEING
 COMPONENT
 MAINTENANCE MANUAL

FIG. & ITEM	PART NO.	AIRLINE PART NUMBER	NOMENCLATURE 1234567	EFF CODE	QTY PER ASSY
R 02-483	149T6910-41		..PLATE-EROSION (MFD FROM AL SH 2024T3 F18.06 F21.03 .050 X 37.0 X 9.0)	C	1
R -484	149T6910-42		..PLATE-EROSION (MFD FROM AL SH 2024T3 F18.06 F21.03 .050 X 37.0 X 9.0)	D	1
485	149T6920-69		DELETED		
-486	149T6910-42		DELETED		
-486A	149T6920-70		DELETED		
487	NAS1835C3P		DELETED		
488	NAS1835C4P		DELETED		
-489	149T6906-1		DELETED		
R 489A	BAC27ECT502		..MARKER- (OPT ITEM 489B)	C,D	1
-489B	BAC27ECT1137		..MARKER- (OPT ITEM 489A)	C,D	1
R -490	149T6910-5013		.COLLECTOR ASSY-LIMITED POINT (LIMITED)	C	1
R -490A	149T6910-5015		.COLLECTOR ASSY-LIMITED POINT (LIMITED)	C	1
-490B	149T6910-5019		.COLLECTOR ASSY-LIMITED POINT (LIMITED)	C	1
-490C	149T6910-5023		.COLLECTOR ASSY-LIMITED POINT (LIMITED)	C	1
-490D	149T6910-5027		.COLLECTOR ASSY-LIMITED POINT (LIMITED)	C	1

32-12-02

ILLUSTRATED PARTS LIST
 01.1 Page 1082Y
 Mar 01/05

FIG. & ITEM	PART NO.	AIRLINE PART NUMBER	NOMENCLATURE 1234567	EFF CODE	QTY PER ASSY
R 02- -491	149T6910-5014		.COLLECTOR ASSY-LIMITED POINT (LIMITED)	D	1
R -491A	149T6910-5016		.COLLECTOR ASSY-LIMITED POINT (LIMITED)	D	1
-491B	149T6910-5020		.COLLECTOR ASSY-LIMITED POINT (LIMITED)	D	1
-491C	149T6910-5024		.COLLECTOR ASSY-LIMITED POINT (LIMITED)	D	1
-491D	149T6910-5028		.COLLECTOR ASSY-LIMITED POINT (LIMITED)	D	1
R -492	149T6906-2		DELETED		
R 492A	BACB30NN3K1		..BOLT	C,D	27
R 492G	BACB30NN3K1		..BOLT	D	4
R 492N	BACB30NN3K1		..BOLT	C	2
R -493	149T6906-1		..SEAL INSTL- (USED ON ITEM 490A)	C	1
R -493L	149T6906-83		..SEAL INSTL- (USED ON ITEMS 490, 490B)	C	1
R -493M	149T6906-89		..SEAL INSTL- (USED ON ITEMS 490C, 490D)	C	1
R -494	149T6906-2		..SEAL INSTL- (USED ON ITEM 491A)	D	1

32-12-02

 ILLUSTRATED PARTS LIST
 01.1 Page 1082Z
 Mar 01/05


BOEING
 COMPONENT
 MAINTENANCE MANUAL

FIG. & ITEM	PART NO.	AIRLINE PART NUMBER	NOMENCLATURE 1234567	EFF CODE	QTY PER ASSY
R 02- -494L	149T6906-84		..SEAL INSTL- (USED ON ITEMS 491, 491B)	D	1
-494M	149T6906-90		..SEAL INSTL- (USED ON ITEMS 491C, 491D)	D	1
R 495	BACB30NN4K3		...BOLT	C,D	2
R 498	BACB30NN4K4		...BOLT	C,D	1
R 501	AN960PD416		...WASHER	C,D	3
R 504	BRH10A4		...NUT- (V52828) (SPEC BACN10JC4) (OPT T6S428J (V11815)) (OPT 96-048 (V80539)) (OPT VN303A048 (V92215)) (OPT RMLH9075-4W (V72962)) (OPT NS202101-048 (V80539)) (OPT H10-4BAC (V15653))	C,D	3
R 507	149T6906-15		...SEAL- (MFD FROM EXTRA RUBBER 10-60754-279 X 7.0)	C,D	1
R 509	149T6906-53		...PLUG-SEAL END (MFD FROM BMS1-60, TYPE I)	C,D	2
R 510	149T6906-9		...RETAINER	C,D	1
513	BACB30NN4K3		DELETED		
513A	BACB30NU3K3		DELETED		
513B	BACB30NU3K6		DELETED		
R 513C	BACB30NU3K4		...BOLT	C,D	3
516	AN960PD416		DELETED		
516A	AN960PD10		DELETED		
R 516B	AN960PD10L		...WASHER	C,D	3
519	BACN10JC4		DELETED		

32-12-02

 ILLUSTRATED PARTS LIST
 01.1 Page 1083
 Mar 01/05

FIG. & ITEM	PART NO.	AIRLINE PART NUMBER	NOMENCLATURE 1234567	EFF CODE	QTY PER ASSY
R 02-519A	H10-3BAC		...NUT- (V15653) (SPEC BACN10JC3) (OPT NS202101-02 (V80539)) (OPT RMLH9075-3W (V72962)) (OPT T6S1032J (V71087)) (OPT VN303A02 (V92215)) (OPT 96-02 (V80539)) (OPT BRH10A3 (V52828))	C,D	3
R 522	149T6906-66		DELETED		
R 522A	149T6906-78		DELETED		
R 522B	149T6906-82		...RETAINER- (USED ON ITEMS 493, 494)	C,D	1
-522C	149T6906-82		DELETED		
-522D	149T6906-82		...RETAINER- (LIMITED) (OPT ITEM 522E) (USED ON ITEMS 493L, 493M, 494L, 494M)	C,D	1
-522E	149T6906-87		...RETAINER- (LIMITED) (OPT ITEM 522D) (USED ON ITEMS 493L, 493M, 494L, 494M)	C,D	1
R 525	149T6906-65		DELETED		
R 525A	149T6906-77		DELETED		
R 525B	149T6906-81		...SEAL- (MFD FROM EXTR RUBBER 10-60754-287)	C,D	1
-525C	149T6906-91		...SEAL	C,D	1
R 528	BACB30NN4K2		DELETED		
R 528A	BACB30NN3K2		...BOLT	C,D	2
R 531	AN960PD416		DELETED		
R 531A	AN960PD10		...WASHER	C,D	2
R 534	BACN10JC4		DELETED		

32-12-02

ILLUSTRATED PARTS LIST

01.1

Page 1084

Mar 01/05


BOEING
 COMPONENT
 MAINTENANCE MANUAL

FIG. & ITEM	PART NO.	AIRLINE PART NUMBER	NOMENCLATURE 1234567	EFF CODE	QTY PER ASSY
R 02-534A	H10-3BAC		...NUT- (V15653) (SPEC BACN10JC3) (OPT NS202101-02 (V80539)) (OPT RMLH9075-3W (V72962)) (OPT T6S1032J (V71087)) (OPT VN303A02 (V92215)) (OPT 96-02 (V80539)) (OPT BRH10A3 (V52828))	C,D	2
R 537	149T6906-59		DELETED		
R 537A	149T6906-67		...ANGLE-FAIRING (USED ON ITEM 493)	C	1
-537B	149T6906-67		DELETED		
-537C	149T6906-67		...ANGLE-FAIRING (LIMITED) (OPT ITEM 537D) (USED ON ITEMS 493L, 493M)	C	1
-537D	149T6906-85		...ANGLE-FAIRING (LIMITED) (OPT ITEM 537C) (USED ON ITEMS 493L, 493M)	C	1
-540	149T6906-60		DELETED		
R -540A	149T6906-68		...ANGLE-FAIRING (USED ON ITEM 494)	D	1
-540B	149T6906-68		DELETED		
-540C	149T6906-68		...ANGLE-FAIRING (LIMITED) (OPT ITEM 540D) (USED ON ITEMS 494L, 494M)	D	1
-540D	149T6906-86		...ANGLE-FAIRING (LIMITED) (OPT ITEM 540C) (USED ON ITEMS 494L, 494M)	D	1
R 543	BACB30NN4K5		...BOLT- (USED ON ITEMS 493, 494)	C,D	4

32-12-02

 ILLUSTRATED PARTS LIST
 01.1 Page 1084A
 Mar 01/05



COMPONENT
MAINTENANCE MANUAL

FIG. & ITEM	PART NO.	AIRLINE PART NUMBER	NOMENCLATURE 1234567	EFF CODE	QTY PER ASSY
R 02-546	BACB30NR4K6		...BOLT- (USED ON ITEMS 493, 494)	C,D	1
R -546A	BACB30NR4K3		...BOLT- (USED ON ITEMS 493L, 493M, 494L, 494M)	C,D	1
R 549	AN96OPD416		...WASHER- (USED ON ITEMS 493, 494)	C,D	5
R 550	AN96OPD416		...WASHER- (USED ON ITEMS 493L, 493M, 494L, 494M)	C,D	1
R 552	BRH10A4		...NUT- (V52828) (SPEC BACN10JC4) (OPT T6S428J (V11815)) (OPT 96-048 (V80539)) (OPT VN303A048 (V92215)) (OPT RMLH9075-4W (V72962)) (OPT NS202101-048 (V80539)) (OPT H10-4BAC (V15653)) (USED ON ITEMS 493, 494)	C,D	5
R 553	BRH10A4		...NUT- (V52828) (SPEC BACN10JC4) (OPT T6S428J (V11815)) (OPT 96-048 (V80539)) (OPT VN303A048 (V92215)) (OPT RMLH9075-4W (V72962)) (OPT NS202101-048 (V80539)) (OPT H10-4BAC (V15653)) (USED ON ITEMS 493L, 493M, 494L, 494M)	C,D	1

32-12-02


BOEING
 COMPONENT
 MAINTENANCE MANUAL

FIG. & ITEM	PART NO.	AIRLINE PART NUMBER	NOMENCLATURE 1234567	EFF CODE	QTY PER ASSY
R 02-555	149T6906-36		...RETAINER- (USED ON ITEMS 493, 494)	C,D	1
R 558	149T6906-35		...SEAL- (MFD FROM EXTR RUBBER 10-60754-287 6.5 IN.) (USED ON ITEMS 493, 494)	C,D	1
R 561	BACB30NN4K3		...BOLT	C,D	7
R 564	BACB30NR4K4		...BOLT	C,D	2
R 567	AN960PD416		...WASHER	C,D	9
R 570	BRH10A4		...NUT- (V52828) (SPEC BACN10JC4) (OPT T6S428J (V11815)) (OPT 96-048 (V80539)) (OPT VN303A048 (V92215)) (OPT RMLH9075-4W (V72962)) (OPT NS202101-048 (V80539)) (OPT H10-4BAC (V15653))	C,D	9
R -573	149T6907-6		...DEPRESSOR	D	1
R 576	149T6907-5		...DEPRESSOR	C	1
	579	BACB30NN3K5	DELETED		
	582	AN960PD10	DELETED		
	585	BACN10JC3	DELETED		

32-12-02

 ILLUSTRATED PARTS LIST
 01.1 Page 1084C
 Mar 01/05

FIG. & ITEM	PART NO.	AIRLINE PART NUMBER	NOMENCLATURE 1234567	EFF CODE	QTY PER ASSY
02-					
588	149T6906-49		DELETED		
-591	149T6906-50		DELETED		
594	149T6906-47		DELETED		
-597	149T6906-48		DELETED		
600	BACB30NN4K3		DELETED		
R 600A	BACB30NU3K3		...BOLT	C,D	5
603	AN960PD416		DELETED		
R 603A	AN960PD10		...WASHER	C,D	5
606	BACN10JC4		DELETED		
R 606A	H10-3BAC		...NUT- (V15653) (SPEC BACN10JC3) (OPT NS202101-02 (V80539)) (OPT RMLH9075-3W (V72962)) (OPT T6S1032J (V71087)) (OPT VN303A02 (V92215)) (OPT 96-02 (V80539)) (OPT BRH10A3 (V52828))	C,D	5
R 609	149T6906-63		...RETAINER	C	1
R -612	149T6906-64		...RETAINER	D	1
R 615	149T6906-61		...SEAL- (MFD FROM EXTR RUBBER 10-60754-662 9.8 IN.)	C	1

32-12-02

 ILLUSTRATED PARTS LIST
 01.1 Page 1084D
 Mar 01/05

BOEING
 COMPONENT
 MAINTENANCE MANUAL

FIG. & ITEM	PART NO.	AIRLINE PART NUMBER	NOMENCLATURE 1234567	EFF CODE	QTY PER ASSY
R 02-618	149T6906-62		...SEAL- (MFD FROM EXTRU RUBBER 10-60754-662 9.8 IN.)	D	1
R 621	BACB30NN3K5		...BOLT	C,D	2
R 624	AN960PD10		...WASHER	C,D	2
R 627	H10-3BAC		...NUT- (V15653) (SPEC BACN10JC3) (OPT NS202101-02 (V80539)) (OPT RMLH9075-3W (V72962)) (OPT T6S1032J (V71087)) (OPT VN303A02 (V92215)) (OPT 96-02 (V80539)) (OPT BRH10A3 (V52828))	C,D	2
R 630	149T6906-10		DELETED		
R 630A	149T6906-76		...RETAINER- (USED ON ITEMS 493, 494)	C,D	1
R 633	149T6906-28		...SEAL- (MFD FROM EXTR RUBBER 10-60754-287 2.5 IN.) (USED ON ITEMS 493, 494)	C,D	1
R 636	BACB30NN4K3		...BOLT	C,D	9
R 639	AN960PD416		...WASHER	C,D	9
R 642	BRH10A4		...NUT- (V52828) (SPEC BACN10JC4) (OPT T6S428J (V11815)) (OPT 96-048 (V80539)) (OPT VN303A048 (V92215)) (OPT RMLH9075-4W (V72962)) (OPT NS202101-048 (V80539)) (OPT H10-4BAC (V15653))	C,D	9

32-12-02

ILLUSTRATED PARTS LIST
 01.1 Page 1084E
 Mar 01/05



COMPONENT
MAINTENANCE MANUAL

FIG. & ITEM	PART NO.	AIRLINE PART NUMBER	NOMENCLATURE 1234567	EFF CODE	QTY PER ASSY
	02-				
R	645	149T6907-7	...DEPRESSOR	C,D	1
R	648	BACB30NN4K3	...BOLT	C,D	9
R	651	AN960PD416	...WASHER	C,D	9
R	654	BRH10A4	...NUT- (V52828) (SPEC BACN10JC4) (OPT T6S428J (V11815)) (OPT 96-048 (V80539)) (OPT VN303A048 (V92215)) (OPT RMLH9075-4W (V72962)) (OPT NS202101-048 (V80539)) (OPT H10-4BAC (V15653))	C,D	9
R	657	149T6907-5	...DEPRESSOR	C	1
R	-660	149T6907-6	...DEPRESSOR	D	1
R	663	BACB30NN3K3	...BOLT	C,D	2
R	666	AN960PD10	...WASHER	C,D	2
R	669	H10-3BAC	...NUT- (V15653) (SPEC BACN10JC3) (OPT NS202101-02 (V80539)) (OPT RMLH9075-3W (V72962)) (OPT T6S1032J (V71087)) (OPT VN303A02 (V92215)) (OPT 96-02 (V80539)) (OPT BRH10A3 (V52828))	C,D	2
R	670	149T6907-19	...DEPRESSOR- (USED ON ITEMS 493, 493L)	C	1
	-670A	149T6907-21	DELETED		
	-670B	149T6907-23	...DEPRESSOR- (USED ON ITEM 493M)	C	1

32-12-02


BOEING
 COMPONENT
 MAINTENANCE MANUAL

FIG. & ITEM	PART NO.	AIRLINE PART NUMBER	NOMENCLATURE 1234567	EFF CODE	QTY PER ASSY
R 02-672	149T6907-19		DELETED		
R -672A	149T6907-20		...DEPRESSOR- (USED ON ITEMS 494, 494L)	D	1
-672B	149T6907-22		DELETED		
-672C	149T6907-24		...DEPRESSOR- (USED ON ITEM 494M)	D	1
R 673	BACS40R07C10F		...SHIM	C,D	1
R 675	BACB30NN4K3		...BOLT	C,D	23
R 678	BACB30NR4K4		...BOLT	C,D	2
R 681	AN960PD416		...WASHER	C,D	25
R 684	BRH10A4		...NUT- (V52828) (SPEC BACN10JC4) (OPT T6S428J (V11815)) (OPT 96-048 (V80539)) (OPT VN303A048 (V92215)) (OPT RMLH9075-4W (V72962)) (OPT NS202101-048 (V80539)) (OPT H10-4BAC (V15653))	C,D	25
R 687	149T6906-53		...PLUG-SEAL END (MFD FROM BMS1-60, TYPE I)	C,D	2
R 690	149T6906-55		...RETAINER	C	1
-690A	149T6906-79		DELETED		

32-12-02

 ILLUSTRATED PARTS LIST
 01.1 Page 1084G
 Mar 01/05

FIG. & ITEM	PART NO.	AIRLINE PART NUMBER	NOMENCLATURE 1234567	EFF CODE	QTY PER ASSY
R 02-					
R -693	149T6906-56		...RETAINER	D	1
-693A	149T6906-80		DELETED		
R 696	149T6906-14		...SEAL- (MFD FROM EXTR RUBBER 10-60754-279 X 54.0)	C,D	1
699	149T6906-57		DELETED		
R 699A	149T6906-69		...ANGLE-FAIRING	C	1
-702	149T6906-58		DELETED		
R -702A	149T6906-70		...ANGLE-FAIRING	D	1
R 705	BACB30NN4K3		...BOLT	C,D	20
R 708	AN960PD416		...WASHER	C,D	20
R 711	BRH10A4		...NUT- (V52828) (SPEC BACN10JC4) (OPT T6S428J (V11815)) (OPT 96-048 (V80539)) (OPT VN303A048 (V92215)) (OPT RMLH9075-4W (V72962)) (OPT NS202101-048 (V80539)) (OPT H10-4BAC (V15653))	C,D	20
R 714	149T6906-13		DELETED		
R 714A	149T6906-73		...SEAL- (MFD FROM EXTR RUBBER 10-60754-279 X 48.0)	C,D	1
717	149T6906-3		DELETED		

32-12-02

 ILLUSTRATED PARTS LIST
 01.1 Page 1084H
 Mar 01/05


BOEING
 COMPONENT
 MAINTENANCE MANUAL

FIG. & ITEM	PART NO.	AIRLINE PART NUMBER	NOMENCLATURE 1234567	EFF CODE	QTY PER ASSY
R 02-717A	149T6906-71		...RETAINER	C	1
R -720	149T6906-4		DELETED		
R -720A	149T6906-72		...RETAINER	D	1
R 722	149T6906-53		...PLUG-SEAL END (MFD FROM BMS1-60, TYPE I)	C,D	2
R 723	BACB30NN3K1		...BOLT	C,D	20
R 726	149T6906-29		...RETAINER	C	1
R 729	149T6906-31		...RETAINER	C	1
R 732	149T6906-33		...RETAINER	C	1
R -735	149T6906-30		...RETAINER	D	1
R -741	149T6906-32		...RETAINER	D	1
R -744	149T6906-34		...RETAINER	D	1
R 747	149T6906-17		...SEAL- (MFD FROM EXTR RUBBER 10-60754-120 X 76.0) (USED ON ITEMS 493, 494)	C,D	1
-747A	149T6906-17		DELETED		
-747B	149T6906-17		...SEAL- (MFD FROM EXTR RUBBER 10-60754-120 X 76.0) (OPT ITEM 747C) (USED ON ITEMS 493L, 493M, 494L, 494M)	C,D	1
-747C	149T6906-88		...SEAL- (OPT ITEM 747B) (USED ON ITEMS 493L, 493M, 494L, 494M)	C,D	1
R 750	BACB30NR4K2		...BOLT	C,D	16
R 753	AN960PD416		...WASHER	C,D	16
R 756	149T6907-16		...DEPRESSOR	C,D	4
R 759	BACB30NR4K3		...BOLT	C,D	24
R 762	AN960PD416		...WASHER	C,D	24
R 765	149T6907-11		...DEPRESSOR	C,D	4
R 768	BACB30NR4K2		...BOLT	C,D	2
R 771	AN960PD416		...WASHER	C,D	2
R 774	149T6907-3		...DEPRESSOR	C,D	1
R 777	BACB30NR4K3		...BOLT	C,D	2
R 780	AN960PD416		...WASHER	C,D	2
R 783	149T6907-9		...DEPRESSOR	C,D	1
R 786	BACB30NR4K2		...BOLT	C,D	11
R 789	AN960PD416		...WASHER	C,D	11
R 792	149T6907-15		...DEPRESSOR	C,D	1
R 795	BACB30NR4K2		...BOLT	C,D	3

32-12-02

ILLUSTRATED PARTS LIST

01.1 Page 1084I

Mar 01/05

FIG. & ITEM	PART NO.	AIRLINE PART NUMBER	NOMENCLATURE 1234567	EFF CODE	QTY PER ASSY
	02-				
R	798	AN960PD416	...WASHER	C,D	3
R	801	149T6907-13	...DEPRESSOR	C	1
R	-804	149T6907-14	...DEPRESSOR	D	1
R	807	BACB30NR4K3	...BOLT	C,D	5
R	810	AN960PD416	...WASHER	C,D	5
R	813	149T6907-10	...DEPRESSOR	C	1
R	-816	149T6907-18	...DEPRESSOR	D	1
R	819	BACB30NN3K3	...BOLT	C,D	40
R	822	AN960PD10	...WASHER	C,D	40
R	825	H10-3BAC	...NUT- (V15653) (SPEC BACN10JC3) (OPT NS202101-02 (V80539)) (OPT RMLH9075-3W (V72962)) (OPT T6S1032J (V71087)) (OPT VN303A02 (V92215)) (OPT 96-02 (V80539)) (OPT BRH10A3 (V52828))	C,D	40
R	828	BACR15BA5AD	...RIVET- (SIZE DETERMINE ON INST)	C,D	37
R	831	149T6906-12	...RETAINER	C,D	1
R	834	149T6906-18	...SEAL- (MFD FROM EXTR RUBBER 10-60754-279 X 120.0)	C,D	1
	837	149T6920-69	DELETED		
	-840	149T6920-70	DELETED		
	843	NAS1835C3P	DELETED		
	845	NAS1835C4P	DELETED		
	850	BAC27ECT502	DELETED		
R	855	149T6927-1	..FITTING ASSY-FWD HINGE	C	1
R	-860	149T6927-2	..FITTING ASSY-FWD HINGE	D	1
	865	1728B	...FITTING-LUBE (VOFKM1)	C,D	1
	870	BACB10EN08GC	...BEARING	C,D	1
	875	149T6927-3	...FITTING	C	1
	-880	149T6927-4	...FITTING	D	1
R	885	149T6927-7	..FITTING ASSY-AFT HINGE (USED ON ITEMS 490, 490A, 490B, 490C)	C	1

32-12-02

ILLUSTRATED PARTS LIST

01.1 Page 1084J

Mar 01/05


BOEING
 COMPONENT
 MAINTENANCE MANUAL

FIG. & ITEM	PART NO.	AIRLINE PART NUMBER	NOMENCLATURE 1234567	EFF CODE	QTY PER ASSY
02-					
R -885A	149T6927-21		..FITTING ASSY-AFT HINGE (USED ON ITEM 490D)	C	1
R -890	149T6927-8		..FITTING ASSY-AFT HINGE (USED ON ITEMS 491, 491A, 491B, 491C)	D	1
-890A	149T6927-22		..FITTING ASSY-AFT HINGE (USED ON ITEM 491D)	D	1
895	1728B		...FITTING-LUBE (VOFKM1)	C,D	1
900	149T6927-6		...BUSHING- (USED ON ITEMS 885, 890)	C,D	2
-900A	149T6927-25		...BUSHING- (USED ON ITEMS 885A, 890A)	C,D	2
905	149T6927-9		...FITTING- (USED ON ITEM 885)	C	1
-905A	149T6927-23		...FITTING- (USED ON ITEM 885A)	C	1
-910	149T6927-10		...FITTING- (USED ON ITEM 890)	D	1
-910A	149T6927-24		...FITTING- (USED ON ITEM 890A)	D	1
R 915	149T7804-1		..PANEL ASSY-THERMAL	C	1
R -920	149T7804-2		..PANEL ASSY-THERMAL ATTACHING PARTS	D	1
R -925	BACB30NN3K6		..BOLT -----*-----	C,D	10
R 930	NAS1835C3P		..INSERT	C,D	2

32-12-02

 ILLUSTRATED PARTS LIST
 01.1 Page 1084K
 Mar 01/05

FIG. & ITEM	PART NO.	AIRLINE PART NUMBER	NOMENCLATURE 1234567	EFF CODE	QTY PER ASSY
R 02-935	149T7804-7		..PANEL ASSY-THERMAL ATTACHING PARTS	C,D	1
R -940	BACB30NN3K6		..BOLT -----*-----	C,D	4
R 945	NAS1835C3P		..INSERT	C,D	4
947	BACB30NT3K1		..SCREW- (USED ON ITEMS 490B, 490C, 490D, 491B, 491C, 491D)	C,D	15
949	AN960JD10L		..WASHER- (USED ON ITEMS 490B, 490C, 490D, 491B, 491C, 491D)	C,D	15
951	149T6910-51		..PLATE-EROSION (USED ON ITEMS 490B, 490C, 490D, 491B, 491C, 491D)	C,D	1
952	149T6910-52		..PLATE-EROSION (USED ON ITEMS 490B, 490C, 490D, 491B, 491C, 491D)	C,D	1
953	149T6910-53		..PLATE-EROSION (USED ON ITEMS 490B, 490C, 490D, 491B, 491C, 491D)	C,D	1
954	149T6910-54		..PLATE-EROSION (USED ON ITEMS 490B, 490C, 490D, 491B, 491C, 491D)	C,D	1

32-12-02

 ILLUSTRATED PARTS LIST
 01.1 Page 1084L
 Mar 01/05

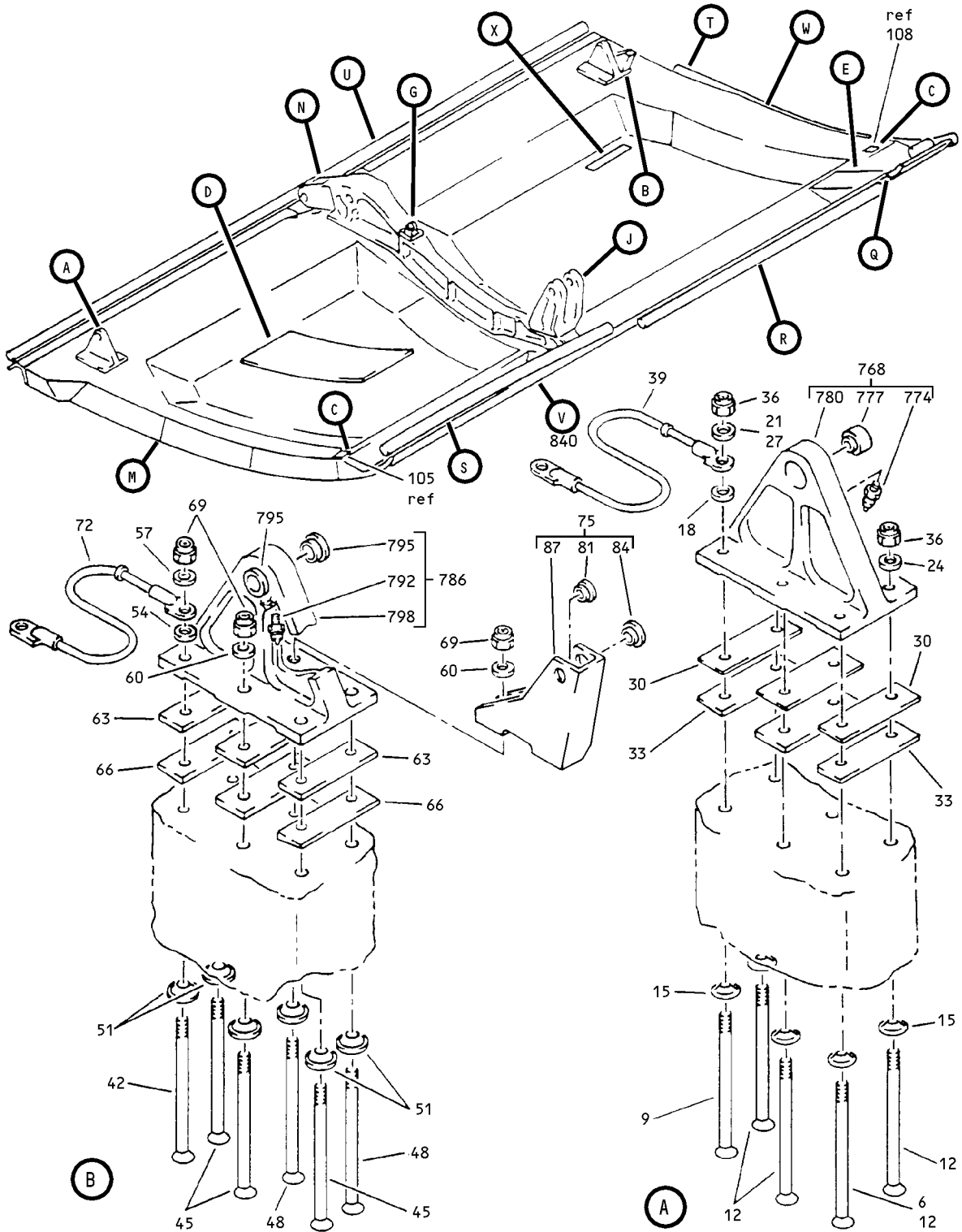

BOEING
 COMPONENT
 MAINTENANCE MANUAL

FIG. & ITEM	PART NO.	AIRLINE PART NUMBER	NOMENCLATURE 1234567	EFF CODE	QTY PER ASSY
02-955	149T6910-55		..PLATE-EROSION (USED ON ITEMS 490B, 490C, 490D, 491B, 491C, 491D)	C,D	1
957	149T6920-69		..BONDED ASSY- (USED ON ITEMS 490, 490A)	C	1
-957A	149T6920-79		..BONDED ASSY- (USED ON ITEMS 490B, 490C, 490D)	C	1
959	149T6920-70		..BONDED ASSY- (USED ON ITEMS 491, 491A)	D	1
-959A	149T6920-80		..BONDED ASSY- (USED ON ITEMS 491B, 491C, 491D)	D	1
961	NAS1835C3P		...INSERT	C,D	61
963	NAS1835C3P		...INSERT	C,D	15
965	NAS1835C4P		...INSERT	C,D	63

- Item Not Illustrated

32-12-02

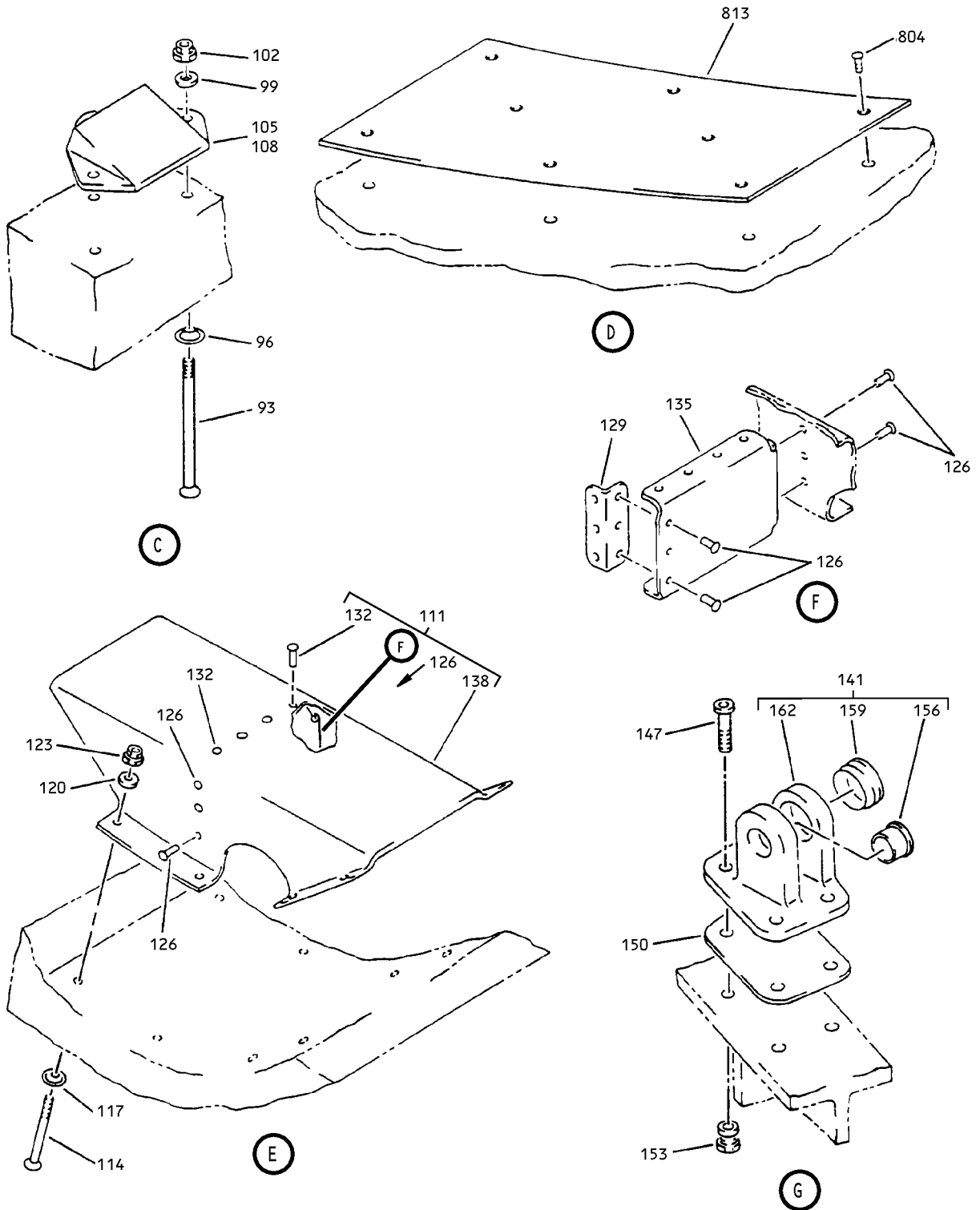
ILLUSTRATED PARTS LIST
 01.1 Page 1084M
 Mar 01/05



Main Landing Gear Door Assembly
Figure 3 (Sheet 1)

32-12-02

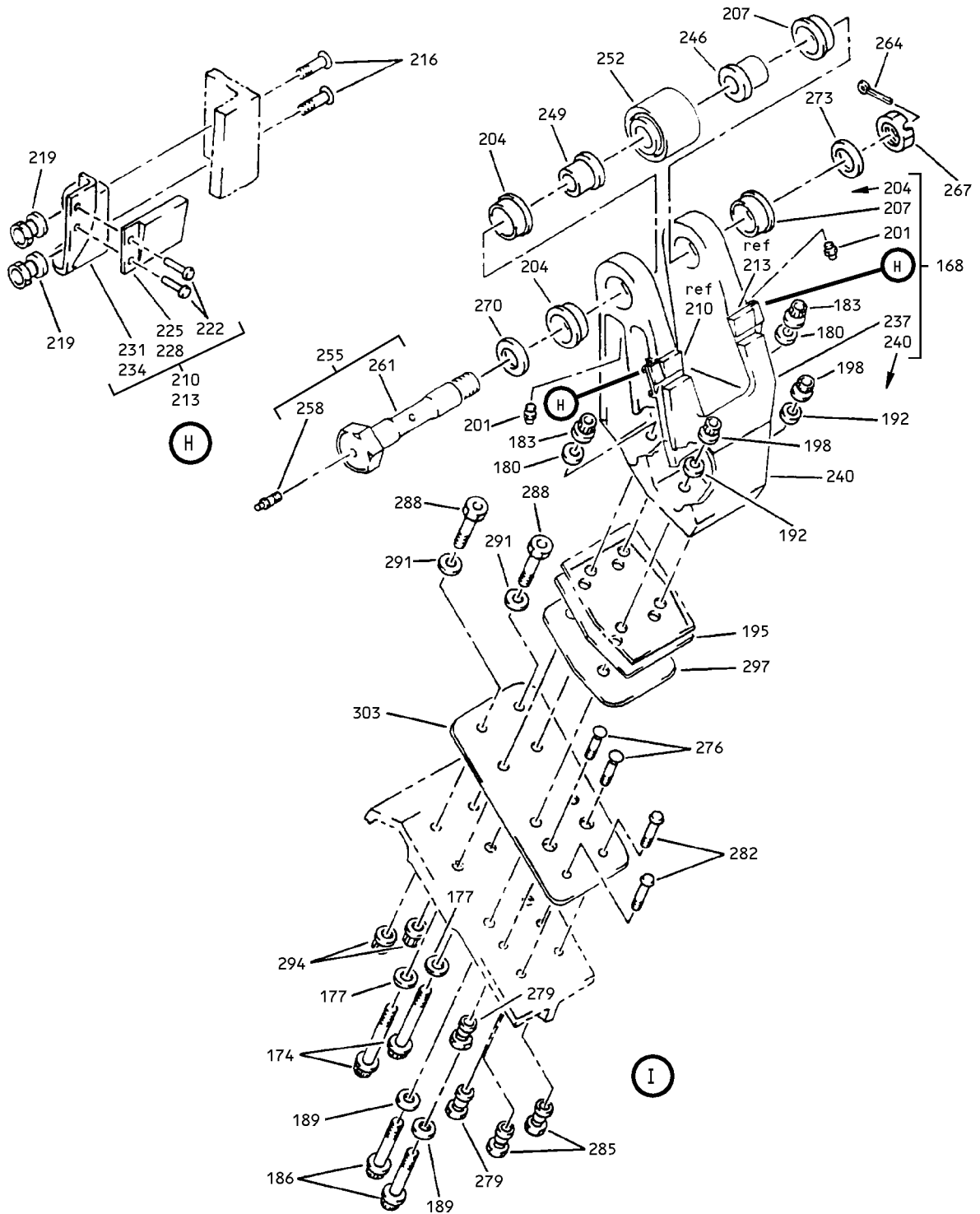
ILLUSTRATED PARTS LIST
01.1 Page 1084N
Mar 01/05



Main Landing Gear Door Assembly
 Figure 3 (Sheet 2)

32-12-02

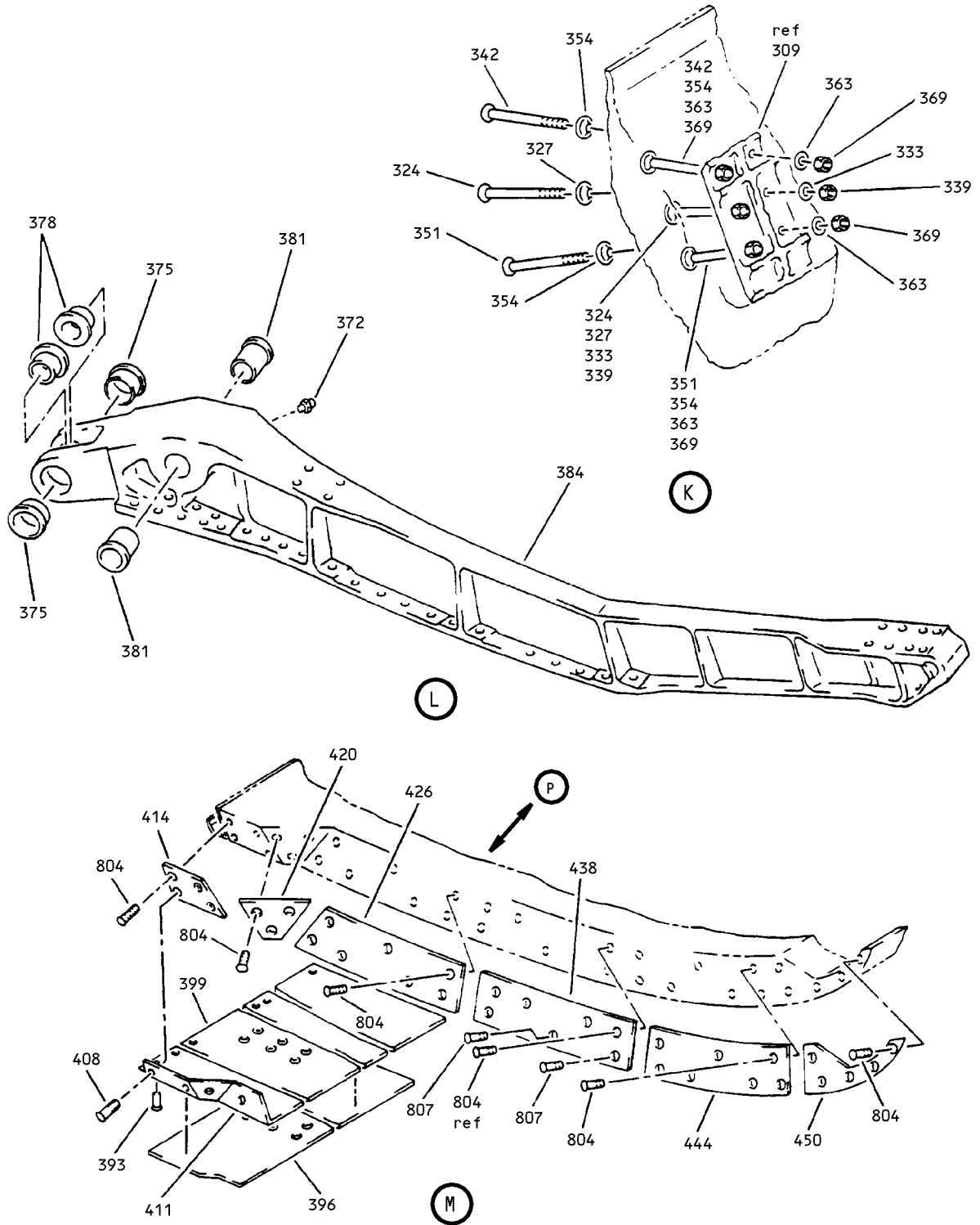
ILLUSTRATED PARTS LIST
 01.1 Page 10840
 Mar 01/05



Main Landing Gear Door Assembly
 Figure 3 (Sheet 3)

32-12-02

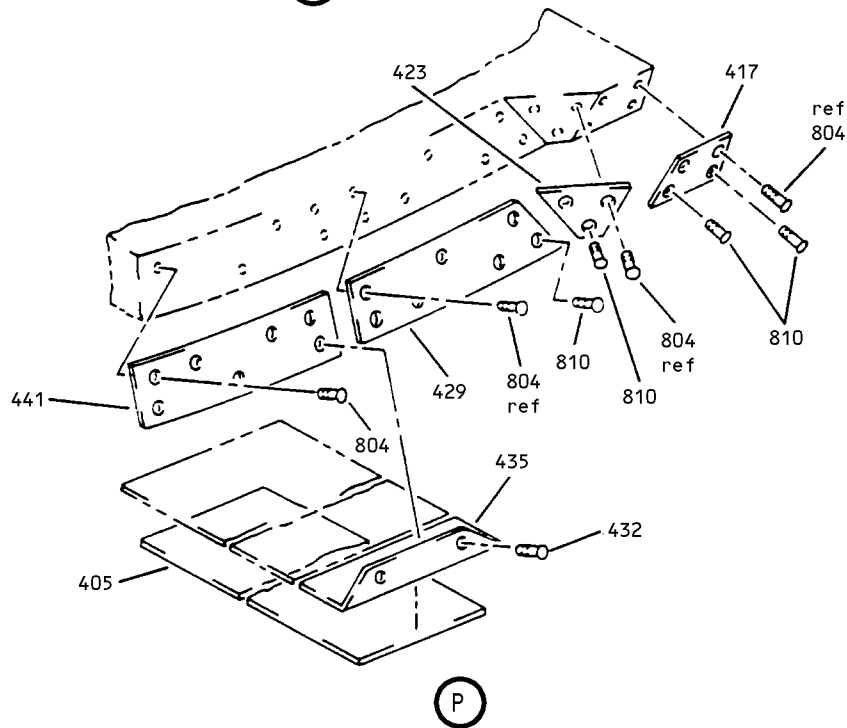
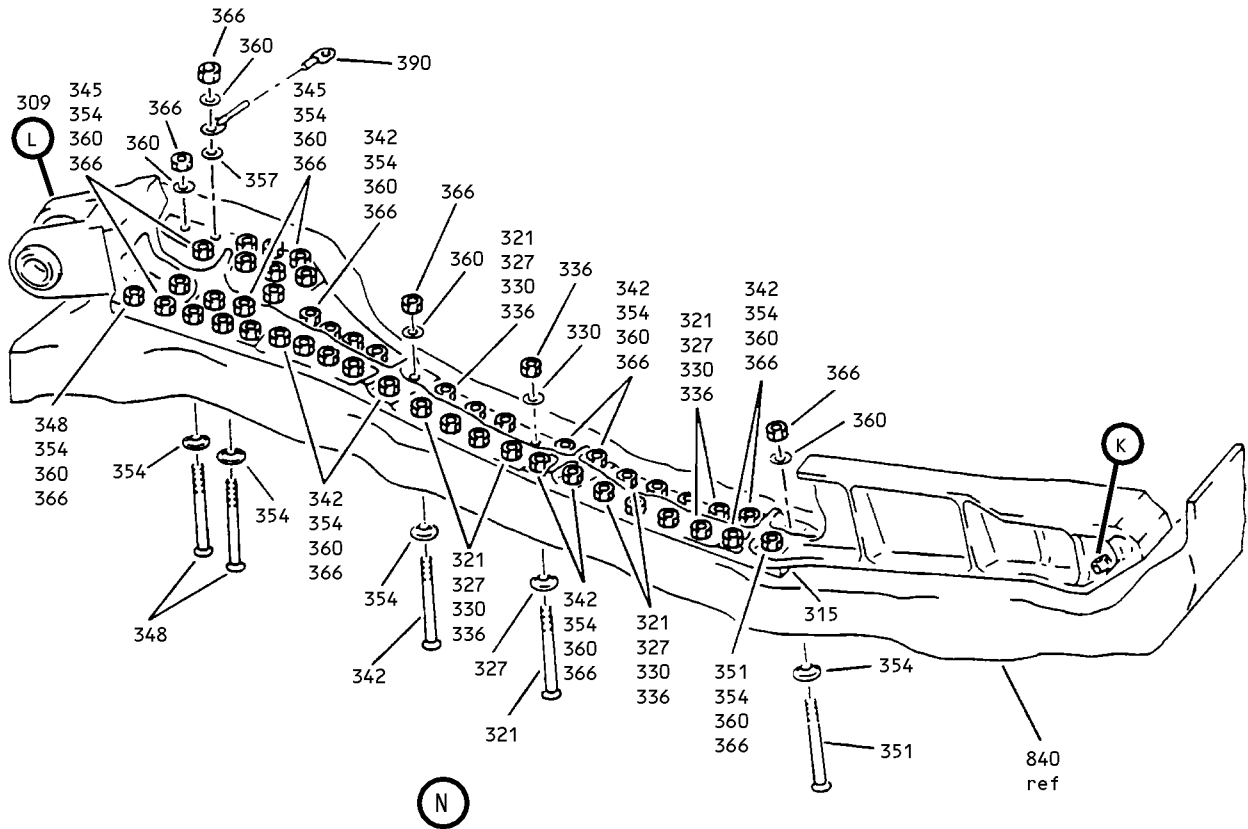
ILLUSTRATED PARTS LIST
 01.1 Page 1084P
 Mar 01/05



Main Landing Gear Door Assembly
Figure 3 (Sheet 4)

32-12-02

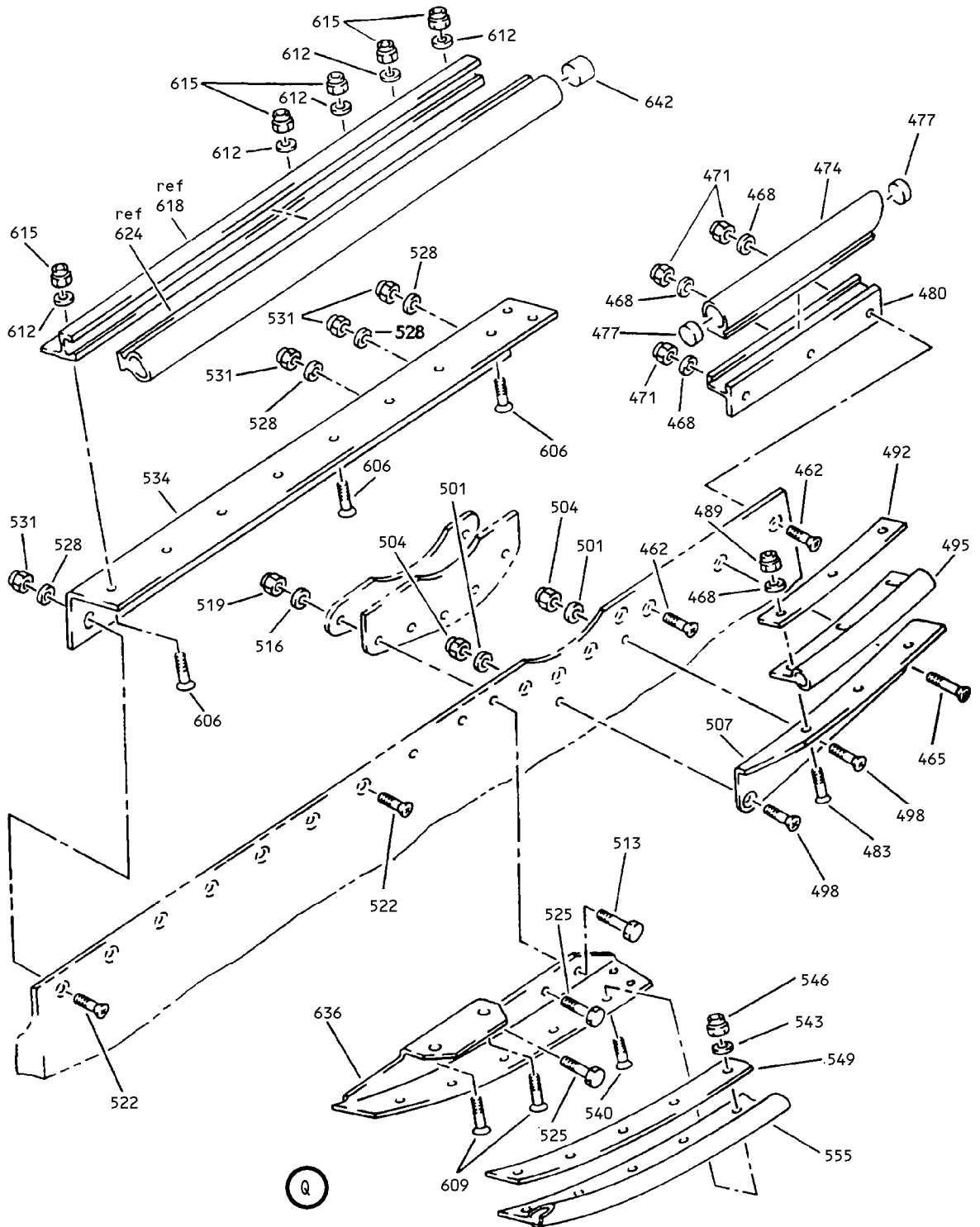
ILLUSTRATED PARTS LIST
01.1 Page 1084Q
Mar 01/05



Main Landing Gear Door Assembly
 Figure 3 (Sheet 5)

32-12-02

ILLUSTRATED PARTS LIST
 01.1 Page 1084R
 Mar 01/05

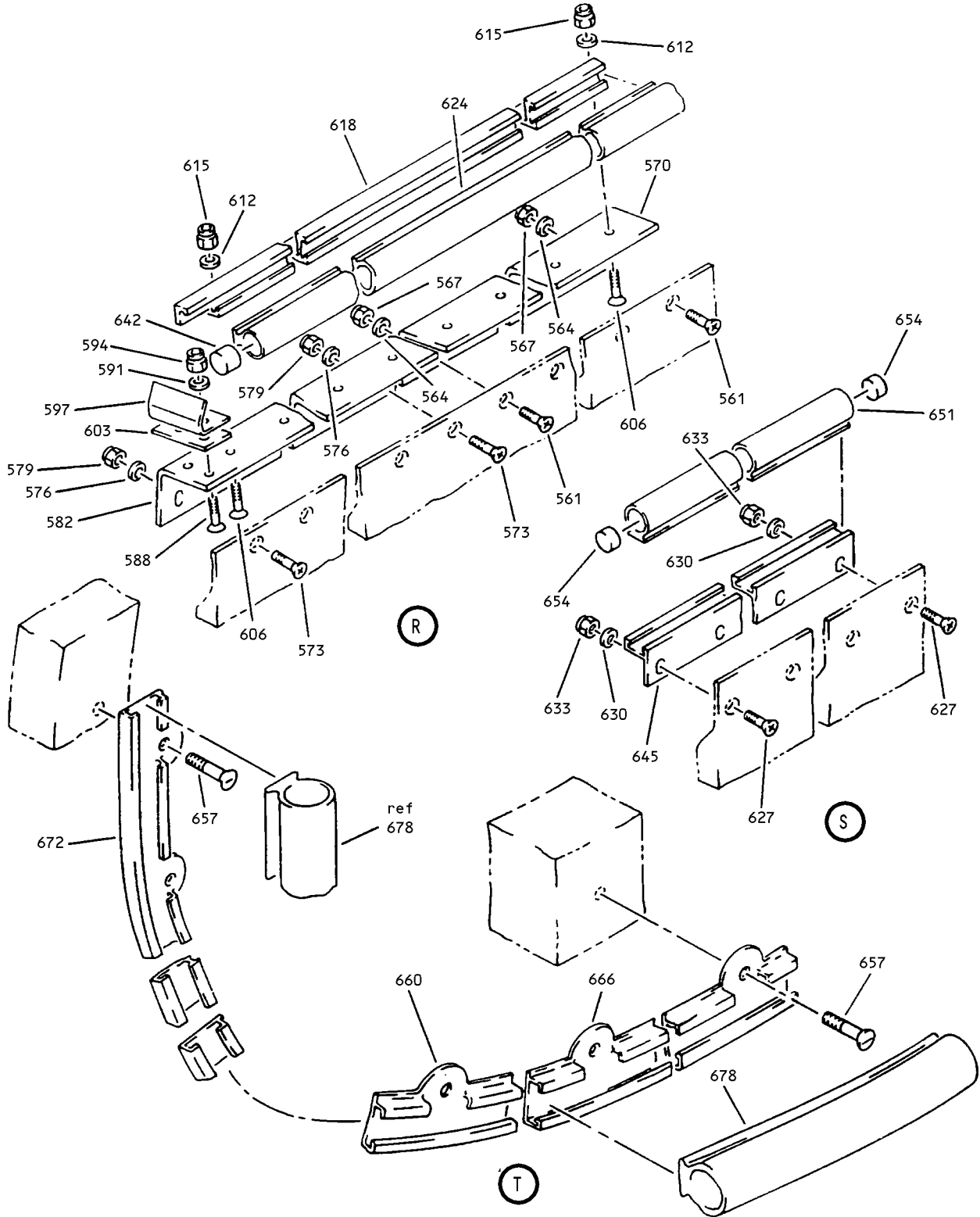


Main Landing Gear Door Assembly
 Figure 3 (Sheet 6)

32-12-02

ILLUSTRATED PARTS LIST
 01.1 Page 1084S
 Mar 01/05

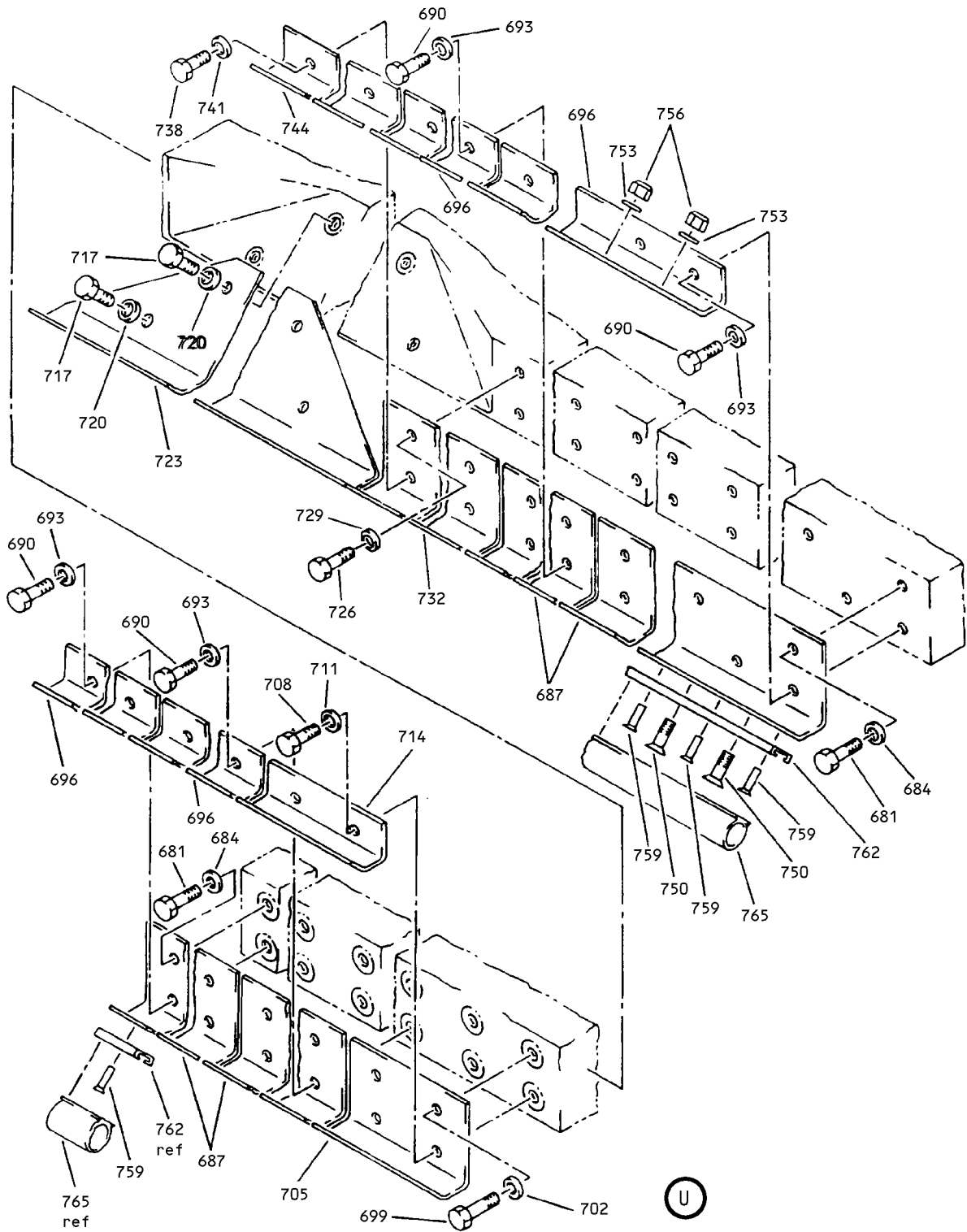
K24722



Main Landing Gear Door Assembly
Figure 3 (Sheet 7)

32-12-02

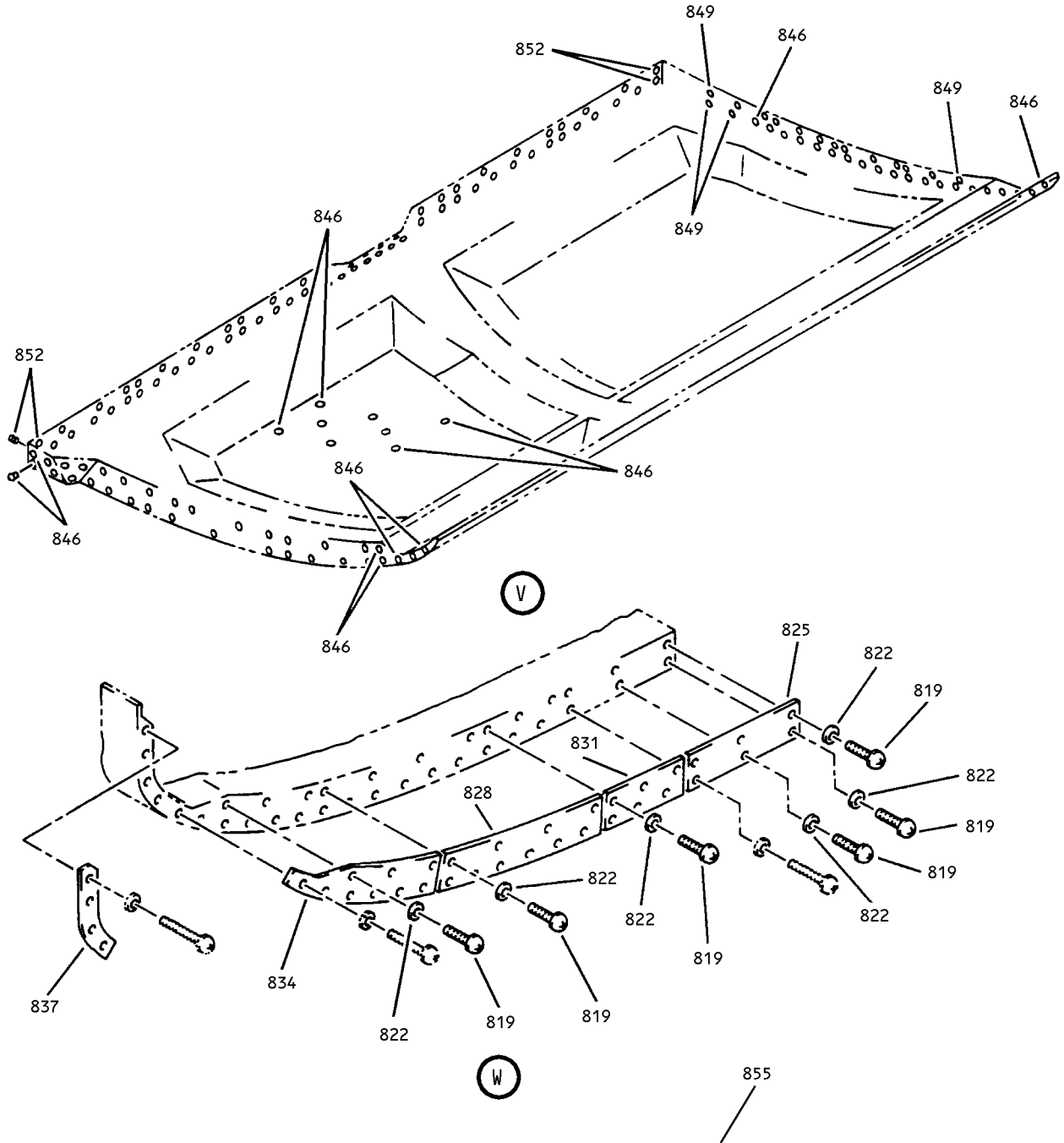
ILLUSTRATED PARTS LIST
01.1 Page 1084T
Mar 01/05



Main Landing Gear Door Assembly
 Figure 3 (Sheet 8)

32-12-02

ILLUSTRATED PARTS LIST
 01.1 Page 1084U
 Mar 01/05



HAZARDOUS AREA
 BEFORE ENTERING POWERED DOOR AREA IN WHEEL WELL - CHECK DOOR
 HANDLE POSITION FOR COMPLIANCE WITH OPERATING INSTRUCTIONS

(X)
 Main Landing Gear Door Assembly
 Figure 3 (Sheet 9)

32-12-02

ILLUSTRATED PARTS LIST
 01.1 Page 1084V
 Mar 01/05


BOEING
 COMPONENT
 MAINTENANCE MANUAL

FIG. & ITEM	PART NO.	AIRLINE PART NUMBER	NOMENCLATURE 1234567	EFF CODE	QTY PER ASSY
03-					
R -1A	149T6910-61		DOOR ASSY-MLG DOOR (LH)	E	RF
R -1B	149T6910-69		DOOR ASSY-MLG DOOR (LH)	J	RF
-3	149T6910-62		DOOR ASSY-MLG DOOR (RH)	F	RF
R -3A	149T6910-70		DOOR ASSY-MLG DOOR (RH)	K	RF
6	BACB30NN5K70		.BOLT	E,J	1
9	BACB30LH5-70		.BOLT	F,K	1
12	BACB30NN5K70		.BOLT	E,F,J	5
15	BACW10UC516P		.WASHER	K E,F,J	6
18	AN960D516L		DELETED	K	
R 18A	NAS1149D0516H		.WASHER	F,K	1
21	AN960D516		DELETED		
R 21A	NAS1149D0563H		.WASHER	F,K	1
24	AN960PD516		DELETED		
R 24A	NAS1149D0563J		.WASHER	E,F,J K	5
27	AN960PD516		DELETED		
R 27A	NAS1149D0563H		.WASHER	E,J	1
30	BACF3F013N032NN		.FILLER	E,F,J K	3
33	BACS40R013D032F		.SHIM	E,F,J K	3
36	BRH10A5		.NUT- (V52828) (SPEC BACN10JC5) (OPT T6S524J (V11815)) (OPT 96-054 (V80539)) (OPT RMLH9075-5W (V72962)) (OPT H10-5BAC (V15653))	E,F,J K	6

32-12-02

 ILLUSTRATED PARTS LIST
 01.1 Page 1084W
 Mar 01/05

FIG. & ITEM	PART NO.	AIRLINE PART NUMBER	NOMENCLATURE 1234567	EFF CODE	QTY PER ASSY
03-39	940CW26-12		. JUMPER- (V91812) (SPEC BACJ40AB26-12) (OPT 100226-12 (V1FF12)) (OPT RBEJ40AB23-12 (V1GK47))	F, K	1
42	BACB30LH5-71		. BOLT	E, F, J K	1
45	BACB30NN5K70		. BOLT	E, F, J K	3
48	BACB30NN5K77		. BOLT	E, F, J K	2
51	BACW10UC516P		. WASHER	E, F, J K	6
R 54	AN960D516L		DELETED		
54A	NAS1149D0516H		. WASHER	E, F, J K	1
R 57	AN960D516		DELETED		
57A	NAS1149D0563J		. WASHER	E, F, J K	1
R 60	AN960PD516		DELETED		
60A	NAS1149D0563J		. WASHER	E, F, J K	5
63	BACF3F013R032NN		. FILLER	E, F, J K	3
66	BACS40R013E032F		. SHIM	E, F, J K	3
69	BRH10A5		. NUT- (V52828) (SPEC BACN10JC5) (OPT T6S524J (V11815)) (OPT 96-054 (V80539)) (OPT RMLH9075-5W (V72962)) (OPT H10-5BAC (V15653))	E, F, J K	6

32-12-02

 ILLUSTRATED PARTS LIST
 01.1 Page 1084X
 Mar 01/05


BOEING
 COMPONENT
 MAINTENANCE MANUAL

FIG. & ITEM	PART NO.	AIRLINE PART NUMBER	NOMENCLATURE 1234567	EFF CODE	QTY PER ASSY
03-72	940CW28-12		. JUMPER- (V91812) (SPEC BACJ40AB28-12) (OPT 100228-12 (V1FF12)) (OPT RBEJ40AB28-12 (V1GK47))	E, F, J , K	1
75	273T4540-2		. BRACKET ASSY	E, J	1
-78	273T4540-1		. BRACKET ASSY	F, K	1
81	BACB28X4M011		. . BUSHING	E, F, J , K	1
84	BACB28X6M012		. . BUSHING	E, F, J , K	1
87	273T4540-4		. . BRACKET	E, J	1
-90	273T4540-3		. . BRACKET	F, K	1
93	BACB30NN4K67		. BOLT	E, F, J , K	6
96	BACW10UC416P		. WASHER	E, F, J , K	6
99	AN960PD416		DELETED		
R 99A	NAS1149D0463J		. WASHER	E, F, J , K	6
102	BRH10A4		. NUT- (V52828) (SPEC BACN10JC4) (OPT T6S428J (V11815)) (OPT 96-048 (V80539)) (OPT VN303A048 (V92215)) (OPT RMLH9075-4W (V72962)) (OPT NS202101-048 (V80539)) (OPT H10-4BAC (V15653))	E, F, J , K	6

32-12-02

 ILLUSTRATED PARTS LIST
 01.1 Page 1084Y
 Mar 01/05

FIG. & ITEM	PART NO.	AIRLINE PART NUMBER	NOMENCLATURE 1234567	EFF CODE	QTY PER ASSY
03-105	149T6973-1		.FITTING	E,F,J K	1
108	149T6973-2		.FITTING	E,F,J K	1
111	149T6941-1		.BAR ASSY-ALTERNATE EXTENSION SKID ATTACHING PARTS	E,F,J K	1
114	BACB30NN4K25		.BOLT	E,F,J K	8
117	BACW10UC416P		.WASHER	E,F,J K	8
120	AN96OPD416		DELETED		
R 120A	NAS1149D0463J		.WASHER	E,F,J K	8
123	BRH10A4		.NUT- (V52828) (SPEC BACN10JC4) (OPT T6S428J (V11815)) (OPT 96-048 (V80539)) (OPT VN303A048 (V92215)) (OPT RMLH9075-4W (V72962)) (OPT NS202101-048 (V80539)) (OPT H10-4BAC (V15653)) -----*	E,F,J K	8
126	BACR15BB6AD		..RIVET- (SIZE DETERMINE ON INST)	E,F,J K	9
129	149T6941-4		..INTERCOSTAL	E,F,J K	1
132	BACR15BA6AD		..RIVET- (SIZE DETERMINE ON INST)	E,F,J K	4
135	149T6941-3		..CHANNEL	E,F,J K	1
138	149T6941-2		..BAR	E,F,J K	1
141	149T7803-7		.ATTACH ASSY-SPRT LINK	E,J	1
-144	149T7803-8		.ATTACH ASSY-SPRT LINK	F,K	1

32-12-02

 ILLUSTRATED PARTS LIST
 01.1 Page 1084Z
 Mar 01/05


BOEING
 COMPONENT
 MAINTENANCE MANUAL

FIG. & ITEM	PART NO.	AIRLINE PART NUMBER	NOMENCLATURE 1234567	EFF CODE	QTY PER ASSY
03- 147	HL1012AZ10-17		ATTACHING PARTS .BOLT- (VOPTK6) (SPEC BACB30NX10K17) (OPT HL12VAZ10-17 (V73197)) (OPT HL12VAZ10-17 (V92215)) (OPT HL12VAZ10-17 (V97928)) (OPT L802-10K17 (V06725)) (OPT HL12VAZ10-17 (V56878)) (OPT HL1012AZ10-17 (V06725)) (OPT HL1012AZ10-17 (V06950)) (OPT HL1012AZ10-17 (V17446)) (OPT HL1012AZ10-17 (V56878)) (OPT HL1012AZ10-17 (V60516)) (OPT HL1012AZ10-17 (V73197)) (OPT HL1012AZ10-17 (V97928))	E, F, J K	4
150	149T6910-25		.SHIM	E, F, J K	1

32-12-02

ILLUSTRATED PARTS LIST

01.1

Page 1085

Mar 01/05

FIG. & ITEM	PART NO.	AIRLINE PART NUMBER	NOMENCLATURE 1234567	EFF CODE	QTY PER ASSY
03-153	HL1187-10		.COLLAR- (V5M902) (SPEC BACC30X10) (OPT HL87-10 (V92215)) (OPT HL87-10 (V73197)) (OPT HL1187-10 (V56878)) (OPT HL1187-10 (V92215)) (OPT HL87-10 (V56878)) (OPT HL1187-10 (V73197)) -----*	E,F,J ,K	4
156	BACB28X12C047		..BUSHING	E,F,J ,K	1
159	BACB28AM17B035A		..BUSHING	E,F,J ,K	1
162	149T7803-9		..FITTING	E,J	1
-165	149T7803-10		..FITTING	F,K	1
168	149T6944-9		.FITTING ASSY-ROLLER	E,J	1
-171	149T6944-10		.FITTING ASSY-ROLLER ATTACHING PARTS	F,K	1
R 174	BACB30MT7T26		DELETED		
R 174A	BACB30NN6K72		.BOLT	E,F,J ,K	2
R 177	BACW10BP7C		DELETED		
R 177A	BACW10UC616P		.WASHER	E,F,J ,K	2

32-12-02

 ILLUSTRATED PARTS LIST
 01.1 Page 1086
 Mar 01/05

BOEING
 COMPONENT
 MAINTENANCE MANUAL

FIG. & ITEM	PART NO.	AIRLINE PART NUMBER	NOMENCLATURE 1234567	EFF CODE	QTY PER ASSY
R 03-180 180A	BACW10BP7P AS46-6		DELETED .WASHER- (V10630) (SPEC BACW10AU6) (OPT K19701P6 (V15653)) (OPT 53488W624 (V56878)) (OPT 6073-06 (V72962)) (OPT TLN1020L6W (V08524))	E,F,J K	2
R 183 183A	BH003027 H19700P6		DELETED .NUT- (V15653) (SPEC BACN10MT6) (OPT 52LH6073-064 (V72962)) (OPT 53488N624 (V56878)) (OPT TLN1020L6N (V97928))	E,F,J K	2
186	BACB30MT6T20		.BOLT	E,F,J K	2
189	BACW10BP6C		.WASHER	E,F,J K	2
192	BACW10BP6P		.WASHER	E,F,J K	2

32-12-02

ILLUSTRATED PARTS LIST
 01.1 Page 1086A
 Mar 01/05

FIG. & ITEM	PART NO.	AIRLINE PART NUMBER	NOMENCLATURE 1234567	EFF CODE	QTY PER ASSY
03-195	149T6910-24		.SHIM	E,F,J K	1
198	BH003026		.NUT- (V27238) (SPEC BACN10HR6) (OPT BMNN10HR6 (V97928)) (OPT CR59066 (V62554)) (OPT H966 (V15653)) (OPT RMLH226 (V72962)) (OPT VAL280096 (V06710)) (OPT 678326 (V56878)) (OPT H96-6 (V15653)) (OPT RMLH22-6 (V72962)) (OPT SL7058S624 (V11815)) (OPT 67832-624 (V56878)) (OPT BH00302-6 (V27238)) -----*-----	E,F,J K	2
201	MS15001-1		..FITTING-LUBE	E,F,J K	2
204	BACB28AT20B035C		..BUSHING	E,F,J K	2
207	BACB28AT19B035C		..BUSHING	E,F,J K	2
210	284T0452-5		..TARGET ASSY-SENSOR	E,F,J K	1

32-12-02

 ILLUSTRATED PARTS LIST
 01.1 Page 1086B
 Mar 01/05


BOEING
 COMPONENT
 MAINTENANCE MANUAL

FIG. & ITEM	PART NO.	AIRLINE PART NUMBER	NOMENCLATURE 1234567	EFF CODE	QTY PER ASSY
03-213	284T0452-6		..TARGET ASSY-SENSOR	E,F,J K	1
216	HST10AG5-5		ATTACHING PARTS ..BOLT- (VOPTK6) (SPEC BACB30VT5K5) (OPT HST10AG5-5 (V06725)) (OPT HST10AG5-5 (V56878)) (OPT HST10AG5-5 (V73197))	E,F,J K	4
219	HST79CY5		..COLLAR- (V73197) (SPEC BACC30BL5) (OPT HST79-5 (V92215)) (OPT HST79CY5 (V56878)) (OPT HST79CY5 (V5M902)) -----*	E,F,J K	4
222	BACR15BB3AD4		...RIVET	E,F,J K	2
225	284T0860-1		...TARGET- (USED ON ITEM 210)	E,F,J K	1
228	284T0860-2		...TARGET- (USED ON ITEM 213)	E,F,J K	1
231	284T0441-3		...BRACKET- (USED ON ITEM 210)	E,F,J K	1
234	284T0441-4		...BRACKET- (USED ON ITEM 213)	E,F,J K	1
R 237	284T0859-3		..STRIP-RUB	E,F,J K	1

32-12-02

 ILLUSTRATED PARTS LIST
 01.1 Page 1086C
 Mar 01/05

FIG. & ITEM	PART NO.	AIRLINE PART NUMBER	NOMENCLATURE 1234567	EFF CODE	QTY PER ASSY
03-					
240	149T6944-11		..FITTING	E,J	1
-243	149T6944-12		..FITTING	F,K	1
246	149T6922-9		.BUSHING	E,F,J	1
				,K	
249	149T6922-10		.BUSHING	E,F,J	1
				,K	
252	YAT14B		.BEARING- (V07484) (SPEC BACB10EU14) (OPT 14AL3234 (V92563)) (OPT ATL14 (V60380))	E,F,J	1
				,K	
255	149T6986-5		.PIN ASSY	E,F,J	1
				,K	
258	MS15001-1		..FITTING-LUBE	E,F,J	1
				,K	
261	149T6986-8		..PIN	E,F,J	1
				,K	
264	MS24665-359		.PIN-COTTER	E,F,J	1
				,K	
267	BACN10JD114		.NUT	E,F,J	1
				,K	
270	AN960XC1416		.WASHER	E,F,J	AR
				,K	
273	BACW10BP14C		.WASHER	E,F,J	1
				,K	
276	HL11VAZ8-8		.BOLT- (V56878) (SPEC BACB30NW8K8) (OPT B30NW8K8 (V97928)) (OPT HL11VAZ8-8 (V73197)) (OPT HL11VAZ8-8 (V92215)) (OPT HL11VAZ8-8 (V97928)) (OPT L803-8K8 (V06725)) (OPT HL11VAZ8-8 (V0PTK6)) (OPT HL11VAZ8-8 (V60516))	E,F,J	2
				,K	

32-12-02

 ILLUSTRATED PARTS LIST
 01.1 Page 1086D
 Mar 01/05


BOEING
 COMPONENT
 MAINTENANCE MANUAL

FIG. & ITEM	PART NO.	AIRLINE PART NUMBER	NOMENCLATURE 1234567	EFF CODE	QTY PER ASSY
03-279	HL79-8		.COLLAR- (V5M902) (SPEC BACC30M8) (OPT HL79-8 (V73197)) (OPT HL79-8 (V92215)) (OPT 66014-8 (V56878)) (OPT HL79-8 (V56878))	E,F,J ,K	2
282	HL1012AZ8-8		.BOLT- (V0PTK6) (SPEC BACB30NX8K8) (OPT HL12VAZ8-8 (V73197)) (OPT HL12VAZ8-8 (V92215)) (OPT HL12VAZ8-8 (V97928)) (OPT L802-8K8 (V06725)) (OPT HL12VAZ8-8 (V56878)) (OPT HL1012AZ8-8 (V06725)) (OPT HL1012AZ8-8 (V06950)) (OPT HL1012AZ8-8 (V17446)) (OPT HL1012AZ8-8 (V56878)) (OPT HL1012AZ8-8 (V60516)) (OPT HL1012AZ8-8 (V73197)) (OPT HL1012AZ8-8 (V97928))	E,F,J ,K	2

32-12-02

 ILLUSTRATED PARTS LIST
 01.1 Page 1086E
 Mar 01/05

FIG. & ITEM	PART NO.	AIRLINE PART NUMBER	NOMENCLATURE 1234567	EFF CODE	QTY PER ASSY
03-285	HL1187-8		.COLLAR- (V5M902) (SPEC BACC30X8) (OPT HL87-8 (V92215)) (OPT HL87-8 (V73197)) (OPT HL1187-8 (V56878)) (OPT HL1187-8 (V92215)) (OPT HL87-8 (V56878)) (OPT HL1187-8 (V73197))	E,F,J ,K	2
288	NAS6605-8		.BOLT	E,F,J ,K	2
291	BACW10BP5C		.WASHER	E,F,J ,K	2
294	HW29872-5		.NUT- (V15653) (SPEC BACN10HY5M) (OPT RMLH9073-5 (V72962)) (OPT TLN1001WD35 (V92215)) (OPT 69233SB5D (V56878)) (OPT TLN1001WD35 (V97928)) (OPT TLN1001W35 (V92215)) (OPT TLN1001W35 (V97928))	E,F,J ,K	2

32-12-02

 ILLUSTRATED PARTS LIST
 01.1 Page 1086F
 Mar 01/05


BOEING
 COMPONENT
 MAINTENANCE MANUAL

FIG. & ITEM	PART NO.	AIRLINE PART NUMBER	NOMENCLATURE 1234567	EFF CODE	QTY PER ASSY
R	03-297	149T6940-1	.PLATE-SERRATED	E,J	1
R	-300	149T6940-5	.PLATE-SERRATED	F,K	1
R	303	149T6940-7	.PLATE-SERRATED	E,J	1
	-306	149T6940-8	.PLATE-SERRATED	F,K	1
	309	149T6929-5	.BEAM ASSY-CTR HINGE (OPT ITEM 309A)	E,J	1
	-309A	149T6929-1	.BEAM ASSY-CTR HINGE (OPT ITEM 309)	E,J	1
	-312	149T6929-6	.BEAM ASSY-CTR HINGE (OPT ITEM 312A)	F,K	1
	-312A	149T6929-2	.BEAM ASSY-CTR HINGE (OPT ITEM 312) ATTACHING PARTS	F,K	1
	315	149T6910-21	.FILLER-ALUM	E,J	1
	-318	149T6910-22	.FILLER-ALUM	F,K	1
	321	BACB30NN5K70	.BOLT	E,F,J	16
	324	BACB30NN5K75	.BOLT	K	2
	327	BACW10UC516P	.WASHER	E,F,J	18
	330	AN960PD516	.WASHER	K	16
	333	AS46-5	.WASHER- (V10630) (SPEC BACW10AU5) (OPT K19701P5 (V15653)) (OPT 53488W524 (V56878)) (OPT 6073-05 (V72962)) (OPT TLN1020L5W (V08524))	E,F,J	2
				K	

32-12-02

 ILLUSTRATED PARTS LIST
 01.1 Page 1086G
 Mar 01/05

FIG. & ITEM	PART NO.	AIRLINE PART NUMBER	NOMENCLATURE 1234567	EFF CODE	QTY PER ASSY
03-336	BRH10A5		.NUT- (V52828) (SPEC BACN10JC5) (OPT T6S524J (V11815)) (OPT 96-054 (V80539)) (OPT RMLH9075-5W (V72962)) (OPT H10-5BAC (V15653))	E,F,J ,K	16
339	H19700P5		.NUT- (V15653) (SPEC BACN10MT5) (OPT TLN1020-5N (V08524)) (OPT 52LH6073-054 (V72962)) (OPT 53488-524 (V56878))	E,F,J ,K	2
342	BACB30NN6K72		.BOLT	E,F,J ,K	18
345	BACB30NN6K73		.BOLT	E,F,J ,K	15
348	BACB30LH6-73		.BOLT	E,F,J ,K	3
351	BACB30NN6K76		.BOLT	E,F,J ,K	4
354	BACW10UC616P		.WASHER	E,F,J ,K	40
357	AN960D616L		.WASHER	E,F,J ,K	1
360	AN960PD616		.WASHER	E,F,J ,K	36

32-12-02

 ILLUSTRATED PARTS LIST
 01.1 Page 1086H
 Mar 01/05


BOEING
 COMPONENT
 MAINTENANCE MANUAL

FIG. & ITEM	PART NO.	AIRLINE PART NUMBER	NOMENCLATURE 1234567	EFF CODE	QTY PER ASSY
03-363	AS46-6		.WASHER- (V10630) (SPEC BACW10AU6) (OPT K19701P6 (V15653)) (OPT 53488W624 (V56878)) (OPT 6073-06 (V72962)) (OPT TLN1020L6W (V08524))	E,F,J ,K	4
366	BRH10A6		.NUT- (V52828) (SPEC BACN10JC6) (OPT 96-064 (V80539)) (OPT RMLH9075-6 (V72962)) (OPT H10-6BAC (V15653))	E,F,J ,K	36
369	H19700P6		.NUT- (V15653) (SPEC BACN10MT6) (OPT TLN1020-6N (V08524)) (OPT 52LH6073-064 (V72962)) (OPT 53488-624 (V56878))	E,F,J ,K	4
372	MS15001-1		-----* ..FITTING-LUBE	E,F,J ,K	1
375	149T6922-1		..BUSHING	E,F,J ,K	2
378	149T6922-7		..BUSHING	E,F,J ,K	2
381	149T6922-3		..BUSHING	E,F,J ,K	2
384	149T6929-7		..BEAM- (USED ON ITEM 309)	E,J	1

32-12-02

 ILLUSTRATED PARTS LIST
 01.1 Page 1086I
 Mar 01/05

FIG. & ITEM	PART NO.	AIRLINE PART NUMBER	NOMENCLATURE 1234567	EFF CODE	QTY PER ASSY
03- -384A	149T6929-3		..BEAM- (USED ON ITEM 309A)	E,J	1
-387	149T6929-8		..BEAM- (USED ON ITEM 312)	F,K	1
-387A	149T6929-4		..BEAM- (USED ON ITEM 312A)	F,K	1
390	940CW24-12		.JUMPER- (V91812) (SPEC BACJ40AB24-12) (OPT 100224-12 (V1FF12)) (OPT RBEJ40AB24-12 (V1GK47))	E,F,J ,K	1
393	NAS1399D6		.RIVET- (SIZE DETERMINE ON INST)	E,J	6
396	149T6810-1		.PANEL-INSULATION	E,J	1
399	149T6910-43		.PLATE-CONDUCTIVE	E,J	1
-402	149T6910-44		.PLATE-CONDUCTIVE	F,K	1
405	149T6810-2		.PANEL-INSULATION	F,K	1
408	BACB30NN3K2		.BOLT	E,J	4
411	149T6811-1		.PLATE-EROSION	E,J	1
414	149T6910-45		.PLATE-EROSION (MFD FROM SH AL F18.06 F21.03)	E,J	1
417	149T6910-32		.PLATE-EROSION (MFD FROM SH AL 2024T3 F18.6 F21.03 .050 X 14.0 X 4.50)	F,K	1
420	149T6910-47		.PLATE-EROSION (MFD FROM SH AL 2024T3 F18.06 QQA250/5 SRF14.905-702)	E,J	1

32-12-02

 ILLUSTRATED PARTS LIST
 01.1 Page 1086J
 Mar 01/05


BOEING
 COMPONENT
 MAINTENANCE MANUAL

FIG. & ITEM	PART NO.	AIRLINE PART NUMBER	NOMENCLATURE 1234567	EFF CODE	QTY PER ASSY
03-423	149T6910-34		.PLATE-EROSION (MFD FROM SH AL 2024T3 F18.06 F21.03 .050 X 4.50 X 11.0)	F,K	1
426	149T6910-49		.PLATE-EROSION (MFD FROM SH AL 2024T3 F18.06 QQA250/5 SRF14.905-702)	E,J	1
429	149T6910-50		.PLATE-EROSION (MFD FROM SH AL 2024T3 F18.06 QQA250/5 SRF14.905-702)	F,K	1
432	BACB30NN3K2		.BOLT	F,K	2
435	149T6811-2		.PLATE-EROSION	F,K	1
438	149T6910-37		.PLATE-EROSION (MFD FROM SH AL 2024T3 F18.06 F21.03 .050 X 4.50 X 39.0)	E,J	1
441	149T6910-48		.PLATE-EROSION	F,K	1
444	149T6910-39		.PLATE-EROSION (MFD FROM SH AL 2024T3 F18.06 F21.03 .050 X 39.0 X 10.0)	E,J	1
-447	149T6910-40		.PLATE-EROSION (MFD FROM SH AL 2024T3 F18.06 F21.03 .050 X 39.0 X 10.0)	F,K	1
450	149T6910-41		.PLATE-EROSION (MFD FROM AL SH 2024T3 F18.06 F21.03 .050 X 37.0 X 9.0)	E,J	1

32-12-02

 ILLUSTRATED PARTS LIST
 01.1 Page 1086K
 Mar 01/05

FIG. & ITEM	PART NO.	AIRLINE PART NUMBER	NOMENCLATURE 1234567	EFF CODE	QTY PER ASSY
03- -453	149T6910-42		.PLATE-EROSION (MFD FROM AL SH 2024T3 F18.06 F21.03 .050 X 37.0 X 9.0)	F,K	1
-456	149T6906-89		.SEAL INSTL	E	1
-459	149T6906-90		.SEAL INSTL	F	1
462	BACB30NN4K3		..BOLT	E,F	2
465	BACB30NN4K4		..BOLT	E,F	1
468	AN96OPD416		..WASHER	E,F	3
471	BRH10A4		..NUT- (V52828) (SPEC BACN10JC4) (OPT T6S428J (V11815)) (OPT 96-048 (V80539)) (OPT VN303A048 (V92215)) (OPT RMLH9075-4W (V72962)) (OPT NS202101-048 (V80539)) (OPT H10-4BAC (V15653))	E,F	3
474	149T6906-15		..SEAL- (MFD FROM EXTR RUBBER 10-60754-279 X 7.0)	E,F	1
477	149T6906-53		..PLUG-SEAL END (MFD FROM BMS1-60, TYPE I)	E,F	2

32-12-02

 ILLUSTRATED PARTS LIST
 01.1 Page 1086L
 Mar 01/05

BOEING
 COMPONENT
 MAINTENANCE MANUAL

FIG. & ITEM	PART NO.	AIRLINE PART NUMBER	NOMENCLATURE 1234567	EFF CODE	QTY PER ASSY
03-					
480	149T6906-9		..RETAINER	E,F	1
483	BACB30NU3K4		..BOLT	E,F	3
486	AN960PD10L		..WASHER	E,F	3
489	H10-3BAC		..NUT- (V15653) (SPEC BACN10JC3) (OPT NS202101-02 (V80539)) (OPT RMLH9075-3W (V72962)) (OPT VN303A02 (V92215)) (OPT 96-02 (V80539)) (OPT BRH10A3 (V52828)) (OPT T6S1032J (V11815))	E,F	3
492	149T6906-82		..RETAINER- (LIMITED) (OPT ITEM 492A)	E,F	1
-492A	149T6906-87		..RETAINER- (LIMITED) (OPT ITEM 492)	E,F	1
495	149T6906-81		..SEAL- (MFD FROM EXTR RUBBER 10-60754-287)	E,F	1
-495A	149T6906-91		..SEAL	E,F	1
498	BACB30NN3K2		..BOLT	E,F	2
501	AN960PD10		..WASHER	E,F	2
504	H10-3BAC		..NUT- (V15653) (SPEC BACN10JC3) (OPT NS202101-02 (V80539)) (OPT RMLH9075-3W (V72962)) (OPT VN303A02 (V92215)) (OPT 96-02 (V80539)) (OPT BRH10A3 (V52828)) (OPT T6S1032J (V11815))	E,F	2

32-12-02

ILLUSTRATED PARTS LIST
 01.1 Page 1086M
 Mar 01/05

FIG. & ITEM	PART NO.	AIRLINE PART NUMBER	NOMENCLATURE 1234567	EFF CODE	QTY PER ASSY
03-507	149T6906-67		..ANGLE-FAIRING (LIMITED) (OPT ITEM 507A)	E	1
-507A	149T6906-85		..ANGLE-FAIRING (LIMITED) (OPT ITEM 507)	E	1
-510	149T6906-68		..ANGLE-FAIRING (LIMITED) (OPT ITEM 510A)	F	1
-510A	149T6906-86		..ANGLE-FAIRING (LIMITED) (OPT ITEM 510)	F	1
513	BACB30NR4K3		..BOLT	E,F	1
516	AN96OPD416		..WASHER	E,F	1
519	BRH10A4		..NUT- (V52828) (SPEC BACN10JC4) (OPT T6S428J (V11815)) (OPT 96-048 (V80539)) (OPT VN303A048 (V92215)) (OPT RMLH9075-4W (V72962)) (OPT NS202101-048 (V80539)) (OPT H10-4BAC (V15653))	E,F	1

32-12-02

 ILLUSTRATED PARTS LIST
 01.1 Page 1086N
 Mar 01/05


BOEING
 COMPONENT
 MAINTENANCE MANUAL

FIG. & ITEM	PART NO.	AIRLINE PART NUMBER	NOMENCLATURE 1234567	EFF CODE	QTY PER ASSY
03-					
522	BACB30NN4K3		..BOLT	E,F	7
525	BACB30NR4K4		..BOLT	E,F	2
528	AN960PD416		..WASHER	E,F	9
531	BRH10A4		..NUT- (V52828) (SPEC BACN10JC4) (OPT T6S428J (V11815)) (OPT 96-048 (V80539)) (OPT VN303A048 (V92215)) (OPT RMLH9075-4W (V72962)) (OPT NS202101-048 (V80539)) (OPT H10-4BAC (V15653))	E,F	9
534	149T6907-5		..DEPRESSOR	E	1
-537	149T6907-6		..DEPRESSOR	F	1
540	BACB30NU3K3		..BOLT	E,F	5
543	AN960PD10		..WASHER	E,F	5
546	H10-3BAC		..NUT- (V15653) (SPEC BACN10JC3) (OPT NS202101-02 (V80539)) (OPT RMLH9075-3W (V72962)) (OPT VN303A02 (V92215)) (OPT 96-02 (V80539)) (OPT BRH10A3 (V52828)) (OPT T6S1032J (V11815))	E,F	5

32-12-02

 ILLUSTRATED PARTS LIST
 01.1 Page 10860
 Mar 01/05



COMPONENT
MAINTENANCE MANUAL

FIG. & ITEM	PART NO.	AIRLINE PART NUMBER	NOMENCLATURE 1234567	EFF CODE	QTY PER ASSY
03-					
549	149T6906-63		..RETAINER	E	1
-552	149T6906-64		..RETAINER	F	1
555	149T6906-61		..SEAL- (MFD FROM EXTR RUBBER 10-60754-662 9.8 IN.)	E	1
-558	149T6906-62		..SEAL- (MFD FROM EXTR RUBBER 10-60754-662 9.8 IN.)	F	1
561	BACB30NN4K3		..BOLT	E,F	9
564	AN960PD416		..WASHER	E,F	9
567	BRH10A4		..NUT- (V52828) (SPEC BACN10JC4) (OPT T6S428J (V11815)) (OPT 96-048 (V80539)) (OPT VN303A048 (V92215)) (OPT RMLH9075-4W (V72962)) (OPT NS202101-048 (V80539)) (OPT H10-4BAC (V15653))	E,F	9
570	149T6907-7		..DEPRESSOR	E,F	1
573	BACB30NN4K3		..BOLT	E,F	9
576	AN960PD416		..WASHER	E,F	9
579	BRH10A4		..NUT- (V52828) (SPEC BACN10JC4) (OPT T6S428J (V11815)) (OPT 96-048 (V80539)) (OPT VN303A048 (V92215)) (OPT RMLH9075-4W (V72962)) (OPT NS202101-048 (V80539)) (OPT H10-4BAC (V15653))	E,F	9

32-12-02


BOEING
 COMPONENT
 MAINTENANCE MANUAL

FIG. & ITEM	PART NO.	AIRLINE PART NUMBER	NOMENCLATURE 1234567	EFF CODE	QTY PER ASSY
03-					
582	149T6907-5		..DEPRESSOR	E	1
-585	149T6907-6		..DEPRESSOR	F	1
588	BACB30NN3K3		..BOLT	E,F	2
591	AN960PD10		..WASHER	E,F	2
594	H10-3BAC		..NUT- (V15653) (SPEC BACN10JC3) (OPT NS202101-02 (V80539)) (OPT RMLH9075-3W (V72962)) (OPT VN303A02 (V92215)) (OPT 96-02 (V80539)) (OPT BRH10A3 (V52828)) (OPT T6S1032J (V11815))	E,F	2
597	149T6907-23		..DEPRESSOR	E	1
-600	149T6907-24		..DEPRESSOR	F	1
603	BACS40R07C10F		..SHIM	E,F	1
606	BACB30NN4K3		..BOLT	E,F	23
609	BACB30NR4K4		..BOLT	E,F	2
612	AN960PD416		..WASHER	E,F	25
615	BRH10A4		..NUT- (V52828) (SPEC BACN10JC4) (OPT T6S428J (V11815)) (OPT 96-048 (V80539)) (OPT VN303A048 (V92215)) (OPT RMLH9075-4W (V72962)) (OPT NS202101-048 (V80539)) (OPT H10-4BAC (V15653))	E,F	25

32-12-02

ILLUSTRATED PARTS LIST

01.1 Page 1086Q

Mar 01/05

FIG. & ITEM	PART NO.	AIRLINE PART NUMBER	NOMENCLATURE 1234567	EFF CODE	QTY PER ASSY
03-					
618	149T6906-55		..RETAINER	E	1
-621	149T6906-56		..RETAINER	F	1
624	149T6906-14		..SEAL- (MFD FROM EXTR RUBBER 10-60754-279 X 54.0)	E,F	1
627	BACB30NN4K3		..BOLT	E,F	20
630	AN960PD416		..WASHER	E,F	20
633	BRH10A4		..NUT- (V52828) (SPEC BACN10JC4) (OPT T6S428J (V11815)) (OPT 96-048 (V80539)) (OPT VN303A048 (V92215)) (OPT RMLH9075-4W (V72962)) (OPT NS202101-048 (V80539)) (OPT H10-4BAC (V15653))	E,F	20
636	149T6906-69		..ANGLE-FAIRING	E	1
-639	149T6906-70		..ANGLE-FAIRING	F	1
642	149T6906-53		..PLUG-SEAL END (MFD FROM BMS1-60, TYPE I)	E,F	2
645	149T6906-71		..RETAINER	E	1
-648	149T6906-72		..RETAINER	F	1
651	149T6906-73		..SEAL- (MFD FROM EXTR RUBBER 10-60754-279 X 48.0)	E,F	1
654	149T6906-53		..PLUG-SEAL END (MFD FROM BMS1-60, TYPE I)	E,F	2

32-12-02

 ILLUSTRATED PARTS LIST
 01.1 Page 1086R
 Mar 01/05


BOEING
 COMPONENT
 MAINTENANCE MANUAL

FIG. & ITEM	PART NO.	AIRLINE PART NUMBER	NOMENCLATURE 1234567	EFF CODE	QTY PER ASSY
03-					
657	BACB30NN3K1		..BOLT	E,F	20
660	149T6906-29		..RETAINER	E	1
-663	149T6906-30		..RETAINER	F	1
666	149T6906-31		..RETAINER	E	1
-669	149T6906-32		..RETAINER	F	1
672	149T6906-33		..RETAINER	E	1
-675	149T6906-34		..RETAINER	F	1
678	149T6906-17		..SEAL- (MFD FROM EXTR RUBBER 10-60754-120 X 76.0) (OPT ITEM 678A)	E,F	1
-678A	149T6906-88		..SEAL- (OPT ITEM 678A)	E,F	1
681	BACB30NR4K2		..BOLT	E,F	16
684	AN960PD416		..WASHER	E,F	16
687	149T6907-16		..DEPRESSOR-SEAL	E,F	4
690	BACB30NR4K3		..BOLT	E,F	24
693	AN960PD416		..WASHER	E,F	24
696	149T6907-11		..DEPRESSOR	E,F	4
699	BACB30NR4K2		..BOLT	E,F	2
702	AN960PD416		..WASHER	E,F	2
705	149T6907-3		..DEPRESSOR	E,F	1
708	BACB30NR4K3		..BOLT	E,F	2
711	AN960PD416		..WASHER	E,F	2
714	149T6907-9		..DEPRESSOR	E,F	1
717	BACB30NR4K2		..BOLT	E,F	11
720	AN960PD416		..WASHER	E,F	11
723	149T6907-15		..DEPRESSOR-SEAL	E,F	1
726	BACB30NR4K2		..BOLT	E,F	3
729	AN960PD416		..WASHER	E,F	3
732	149T6907-13		..DEPRESSOR-SEAL	E	1
-735	149T6907-14		..DEPRESSOR-SEAL	F	1
738	BACB30NR4K3		..BOLT	E,F	5
741	AN960PD416		..WASHER	E,F	5
744	149T6907-10		..DEPRESSOR	E	1
-747	149T6907-18		..DEPRESSOR-SEAL	F	1
750	BACB30NN3K3		..BOLT	E,F	40
753	AN960PD10		..WASHER	E,F	40

32-12-02

 ILLUSTRATED PARTS LIST
 01.1 Page 1086S
 Mar 01/05

FIG. & ITEM	PART NO.	AIRLINE PART NUMBER	NOMENCLATURE 1234567	EFF CODE	QTY PER ASSY
03-756	H10-3BAC		..NUT- (V15653) (SPEC BACN10JC3) (OPT NS202101-02 (V80539)) (OPT RMLH9075-3W (V72962)) (OPT VN303A02 (V92215)) (OPT 96-02 (V80539)) (OPT BRH10A3 (V52828)) (OPT T6S1032J (V11815))	E,F	40
759	BACR15BA5AD		..RIVET- (SIZE DETERMINE ON INST)	E,F	37
762	149T6906-12		..RETAINER-SEAL	E,F	1
765	149T6906-18		..SEAL- (MFD FROM EXTR RUBBER 10-60754-279 X 120.0)	E,F	1
768	149T6927-1		.FITTING ASSY-FWD HINGE	E,J	1
-771	149T6927-2		.FITTING ASSY-FWD HINGE	F,K	1
774	1728B		..FITTING-LUBE (VOFKM1)	E,F,J K	1
777	BACB10EN08GC		..BEARING	E,F,J K	1
780	149T6927-3		..FITTING	E,J	1
-783	149T6927-4		..FITTING	F,K	1
786	149T6927-21		.FITTING ASSY-AFT	E,J	1
-789	149T6927-22		.FITTING ASSY-AFT	F,K	1
792	1728B		..FITTING-LUBE (VOFKM1)	E,F,J K	1
795	149T6927-25		..BUSHING	E,F,J K	2
798	149T6927-23		..FITTING	E,J	1
-801	149T6927-24		..FITTING	F,K	1
804	BACB30NN3K1		.BOLT	E,F,J K	35
807	BACB30NN3K1		.BOLT	E,J	2
810	BACB30NN3K1		.BOLT	F,K	4
813	149T6910-27		.PLATE	E,J	1
-816	149T6910-28		.PLATE	F,K	1
819	BACB30NT3K1		.BOLT	E,F,J K	15

32-12-02

 ILLUSTRATED PARTS LIST
 01.1 Page 1086T
 Mar 01/05

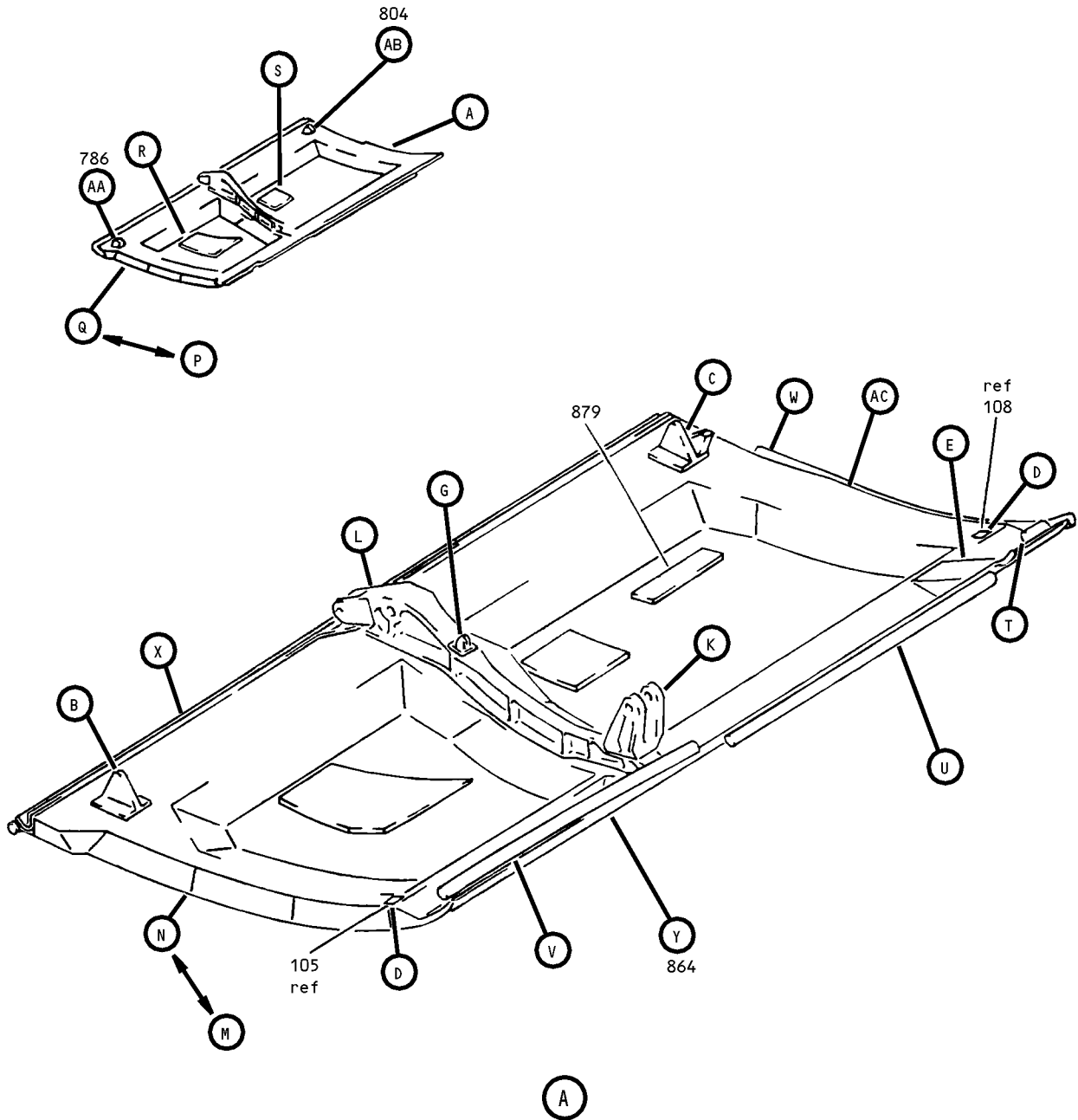

BOEING
 COMPONENT
 MAINTENANCE MANUAL

FIG. & ITEM	PART NO.	AIRLINE PART NUMBER	NOMENCLATURE 1234567	EFF CODE	QTY PER ASSY
03-822	AN960JD10L		.WASHER	E,F,J K	15
825	149T6910-51		.PLATE-EROSION	E,F,J K	1
828	149T6910-52		.PLATE-EROSION	E,F,J K	1
831	149T6910-53		.PLATE-EROSION	E,F,J K	1
834	149T6910-54		.PLATE-EROSION	E,F,J K	1
837	149T6910-55		.PLATE-EROSION	E,F,J K	1
840	149T6920-79		.BONDED ASSY	E,J	1
-843	149T6920-80		.BONDED ASSY	F,K	1
846	NAS1835C3P		..INSERT	E,F,J K	61
849	NAS1835C3P		..INSERT	E,F,J K	15
852	NAS1835C4P		..INSERT	E,F,J K	63
855	BAC27ECT502		.MARKER- (OPT ITEM 855A)	E,F,J K	1
-855A	BAC27ECT1137		.MARKER- (OPT ITEM 855)	E,F,J K	1

- Item Not Illustrated

32-12-02

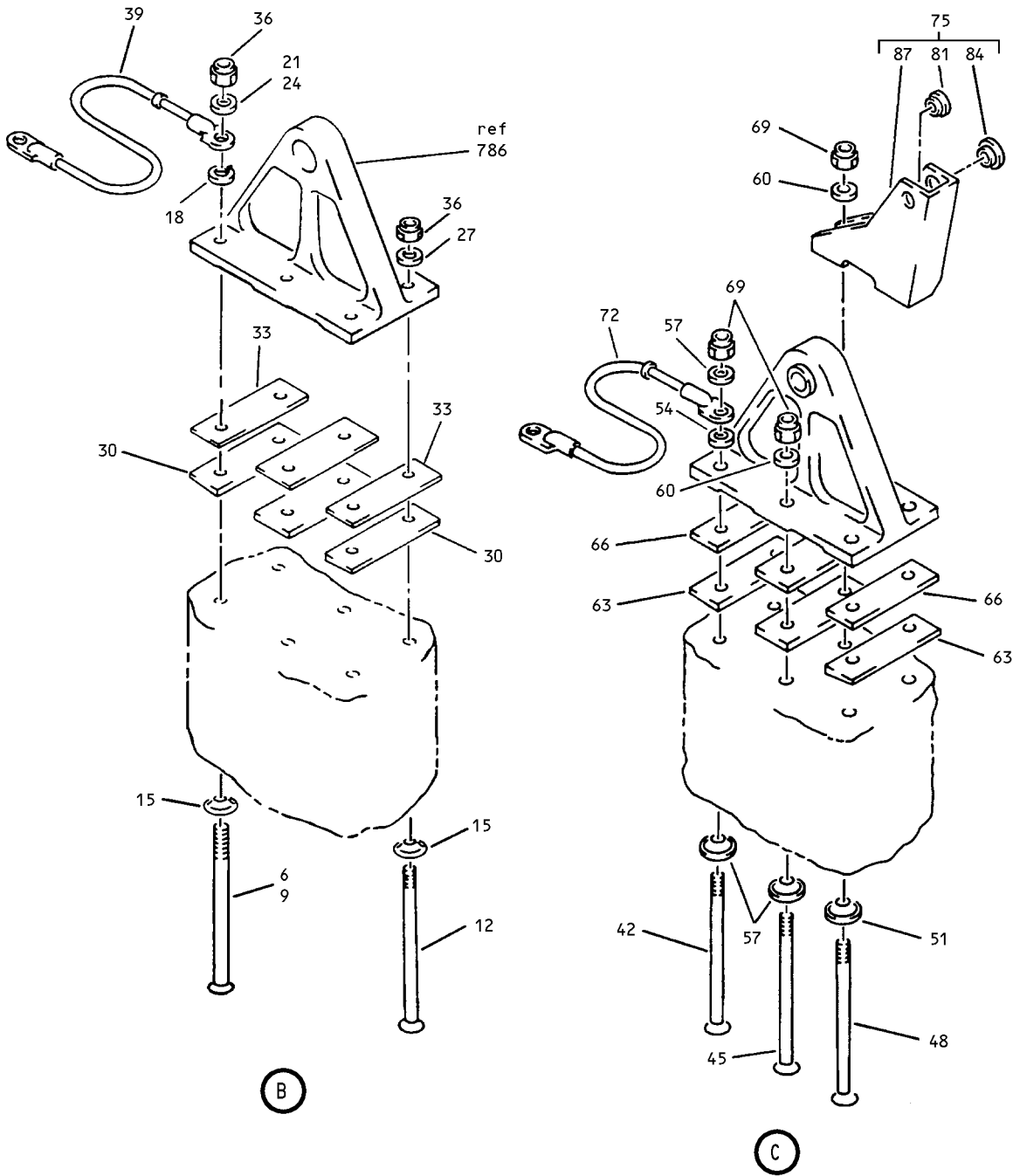
ILLUSTRATED PARTS LIST
 01.1 Page 1086U
 Mar 01/05



Main Landing Gear Door Assembly
 Figure 4 (Sheet 1)

32-12-02

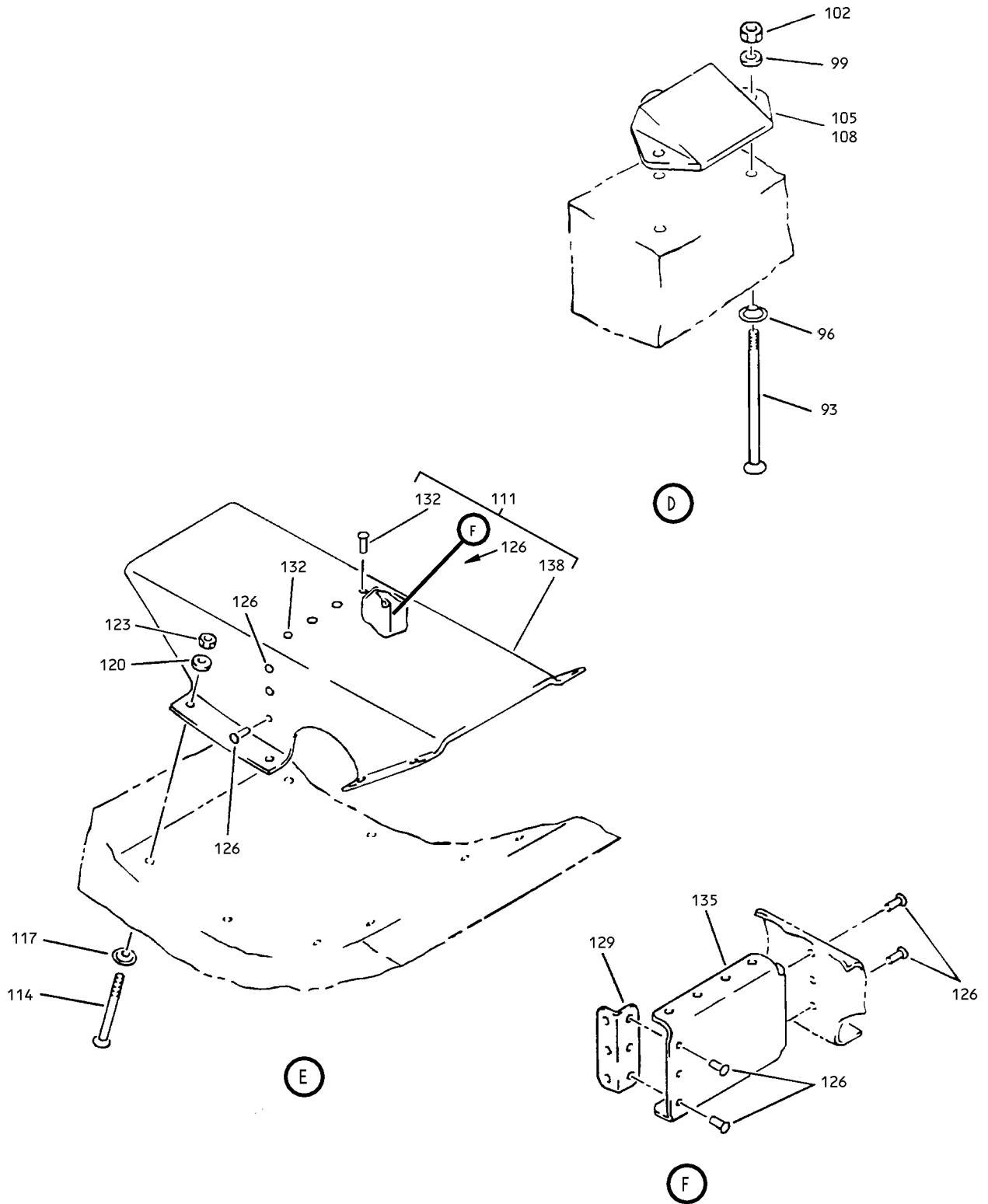
ILLUSTRATED PARTS LIST
 01.1 Page 1086V
 Mar 01/05



Main Landing Gear Door Assembly
 Figure 4 (Sheet 2)

32-12-02

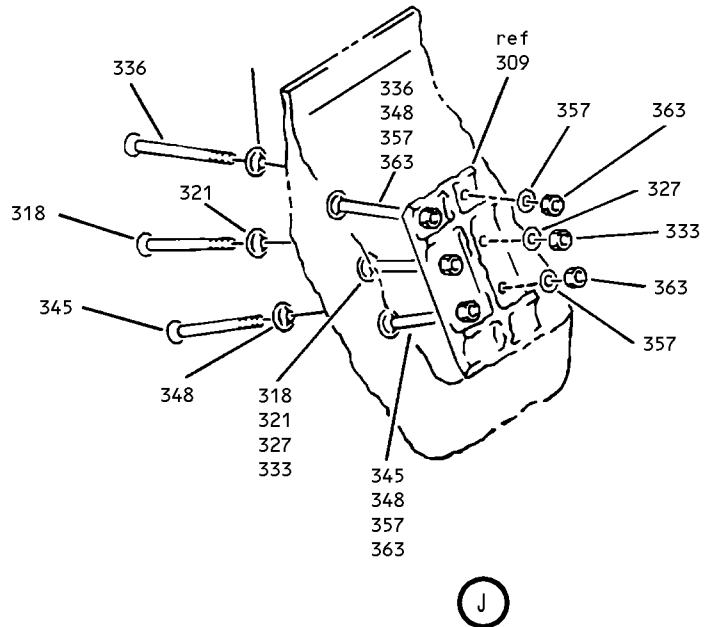
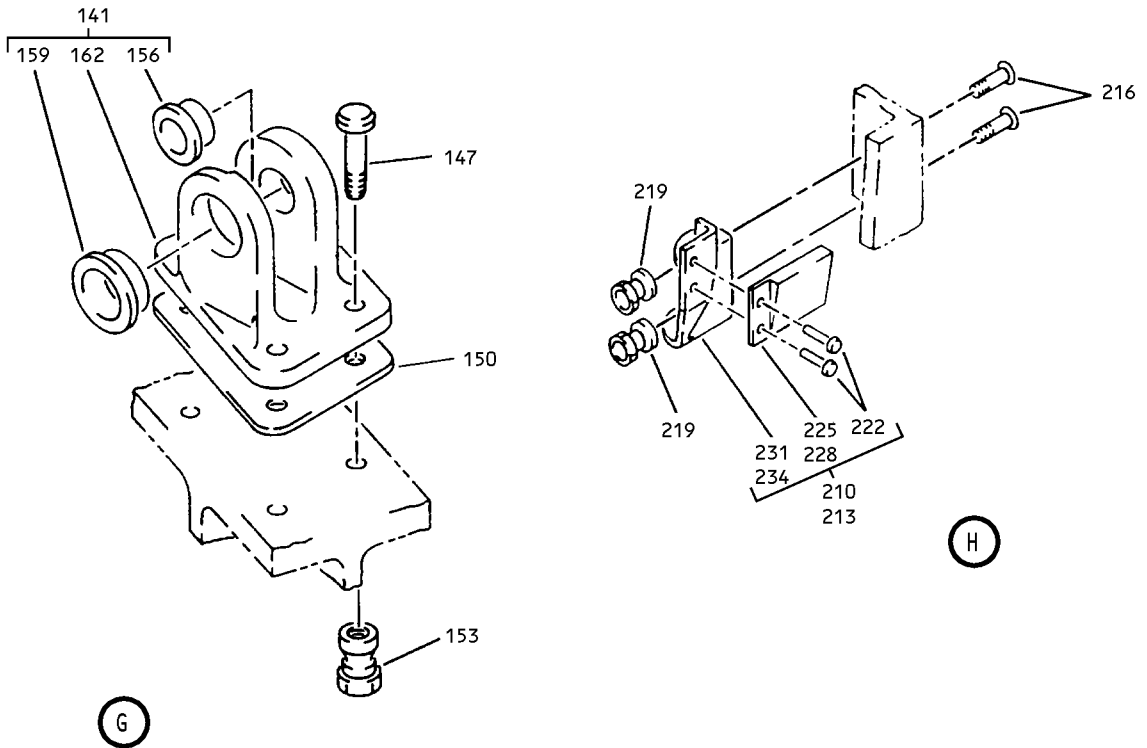
ILLUSTRATED PARTS LIST
 01.1 Page 1086W
 Mar 01/05



Main Landing Gear Door Assembly
 Figure 4 (Sheet 3)

32-12-02

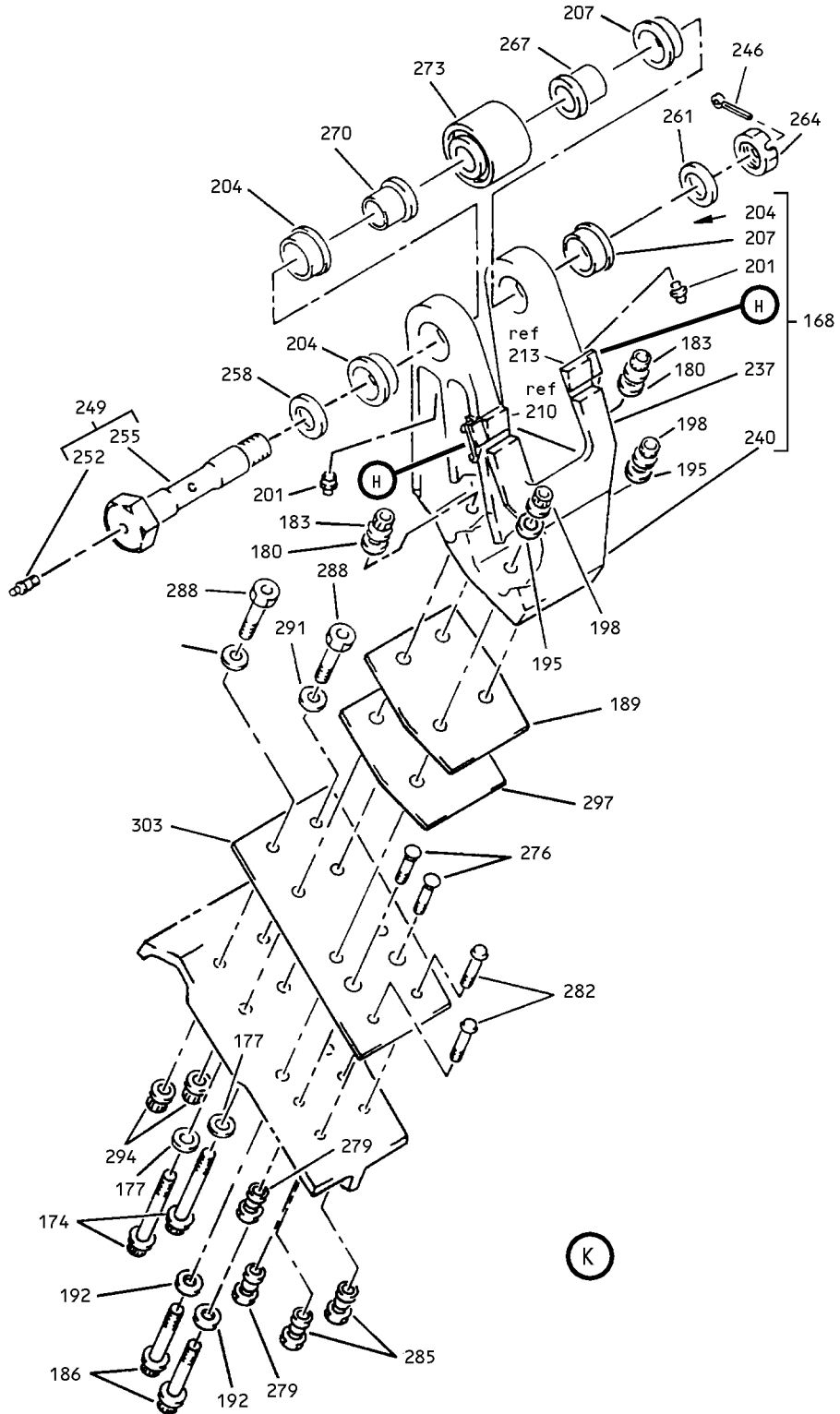
ILLUSTRATED PARTS LIST
 01.1 Page 1086X
 Mar 01/05



Main Landing Gear Door Assembly
 Figure 4 (Sheet 4)

32-12-02

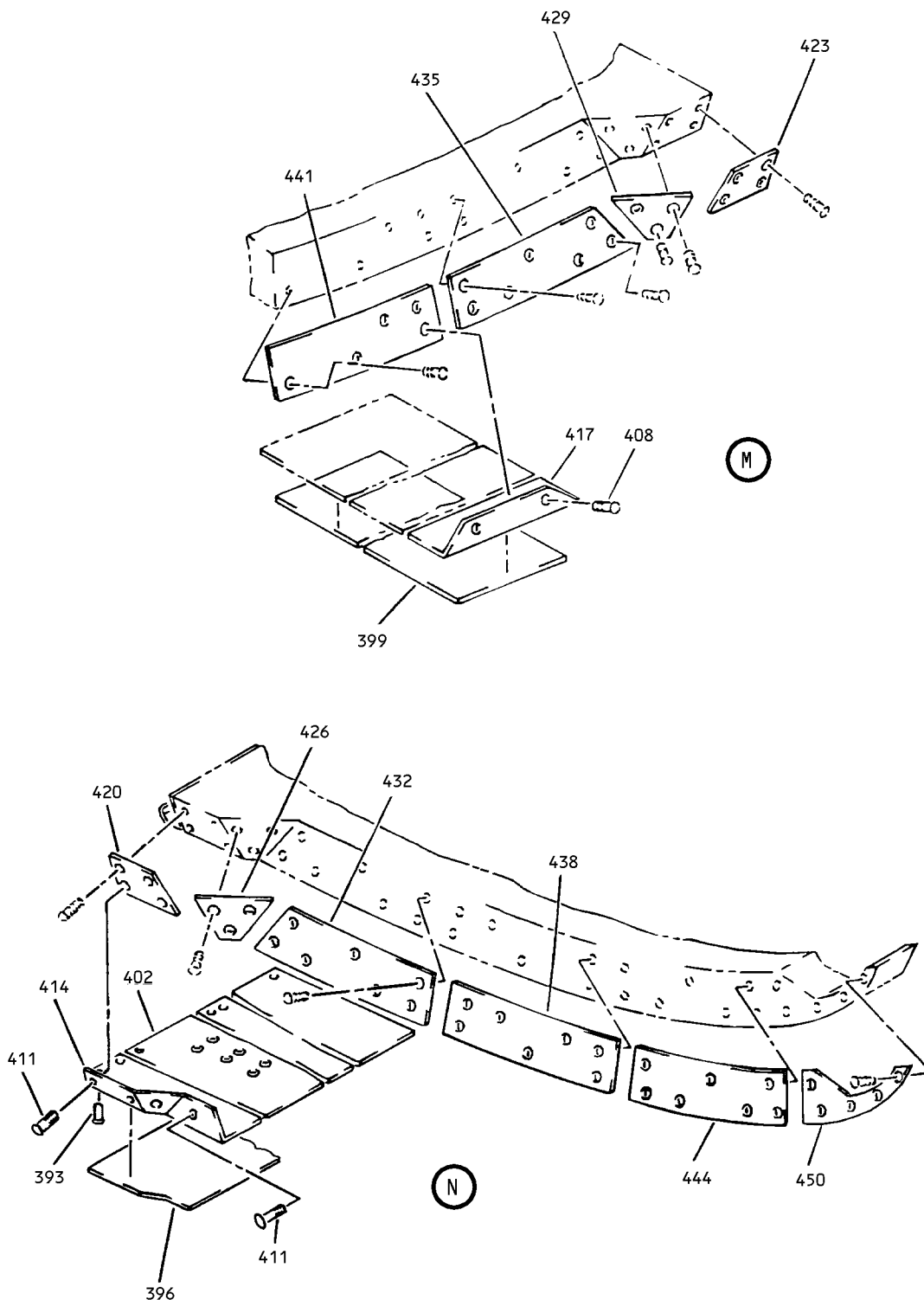
ILLUSTRATED PARTS LIST
 01.1 Page 1086Y
 Mar 01/05



Main Landing Gear Door Assembly
 Figure 4 (Sheet 5)

32-12-02

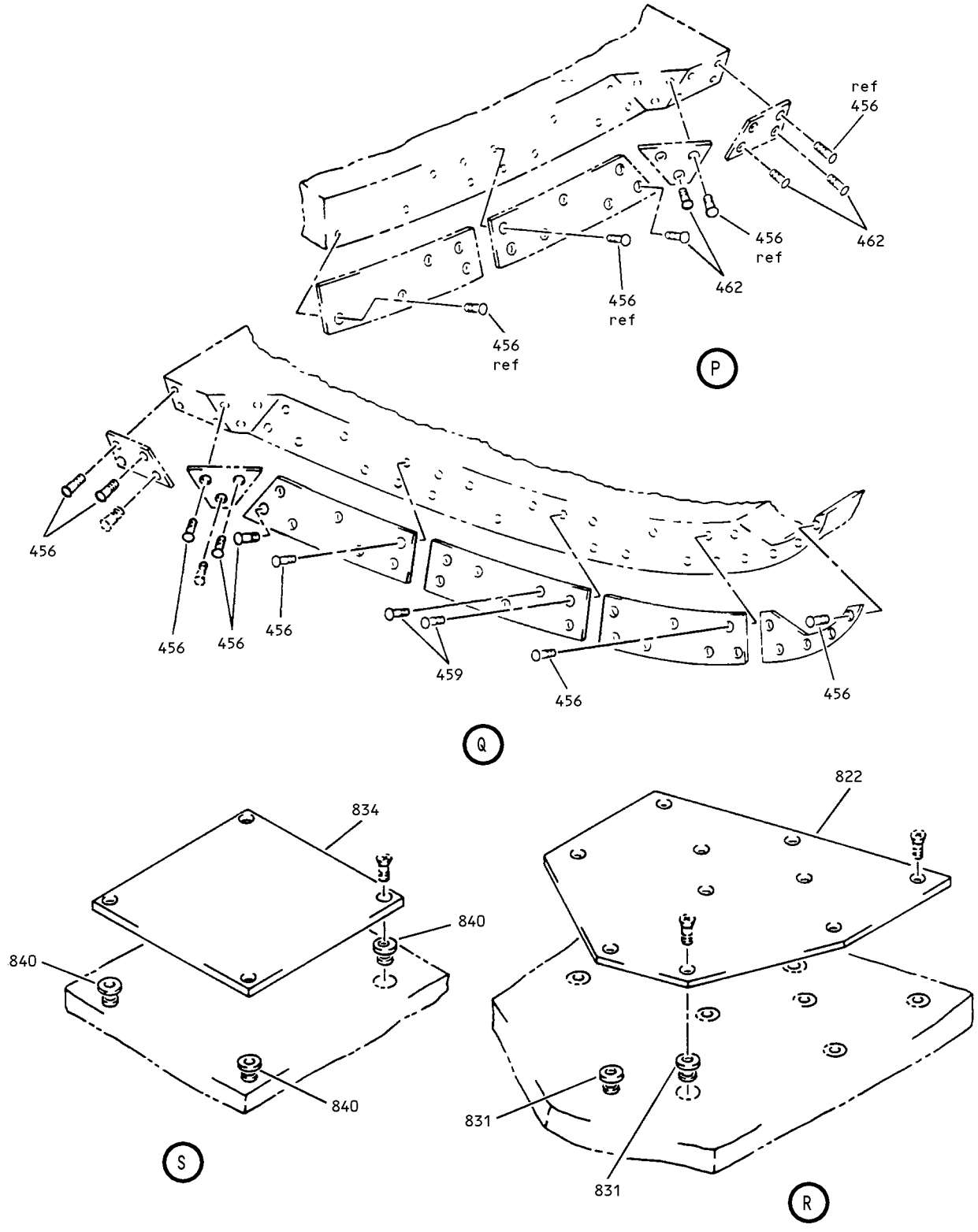
ILLUSTRATED PARTS LIST
 01.1 Page 1086Z
 Mar 01/05



Main Landing Gear Door Assembly
Figure 4 (Sheet 7)

32-12-02

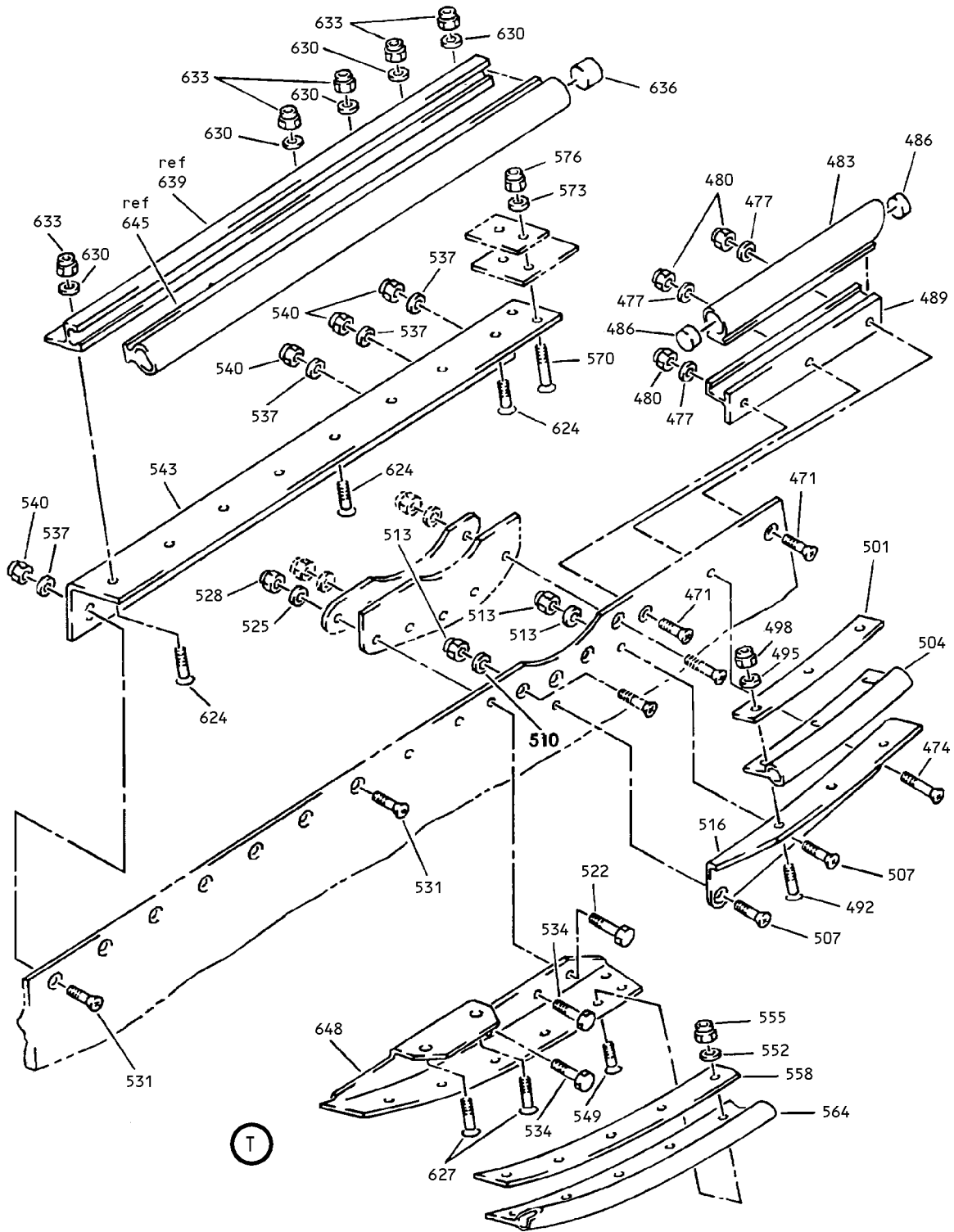
ILLUSTRATED PARTS LIST
01.1 Page 1088
Mar 01/05



Main Landing Gear Door Assembly
Figure 4 (Sheet 8)

32-12-02

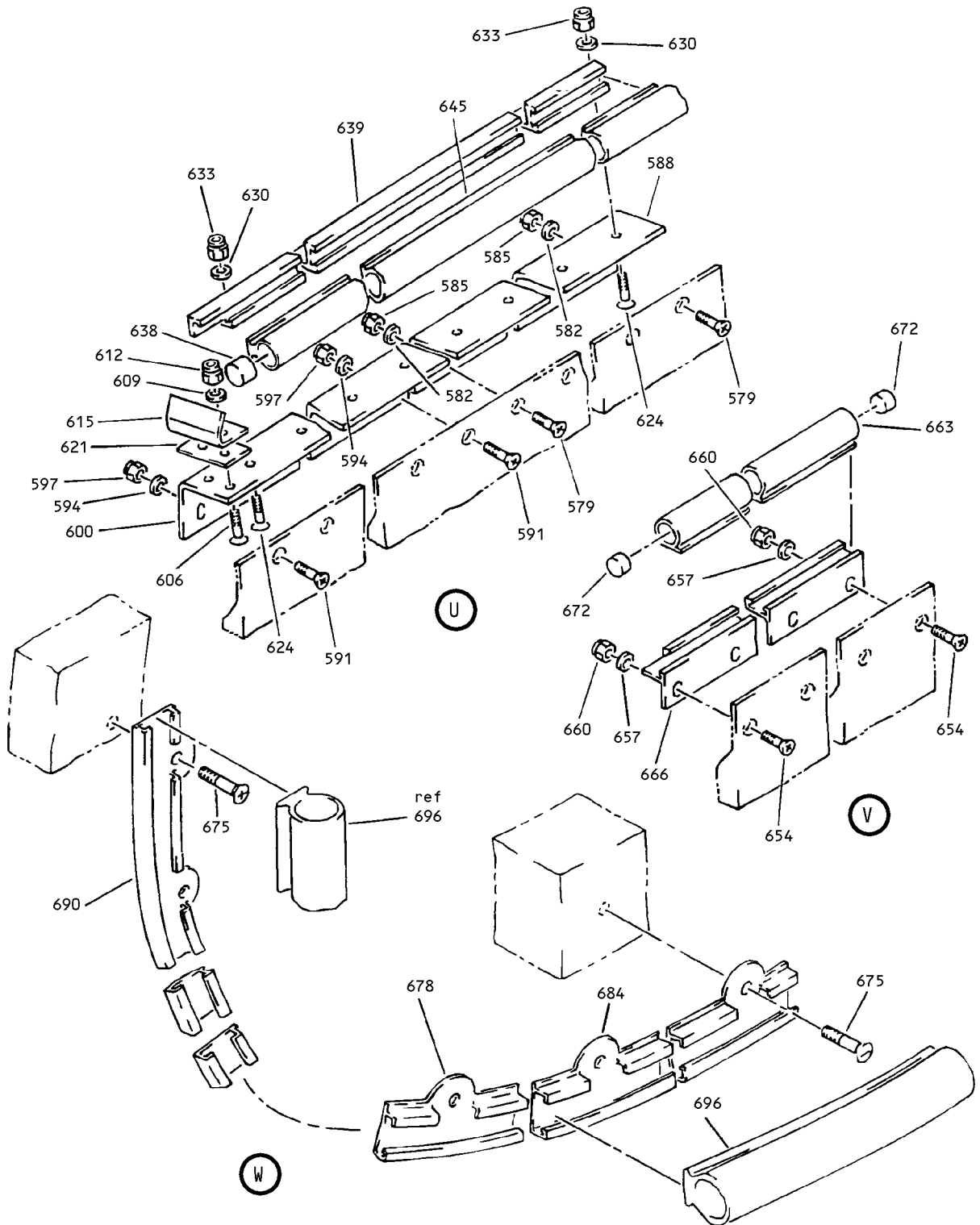
ILLUSTRATED PARTS LIST
01.1 Page 1088A
Mar 01/05



Main Landing Gear Door Assembly
 Figure 4 (Sheet 9)

32-12-02

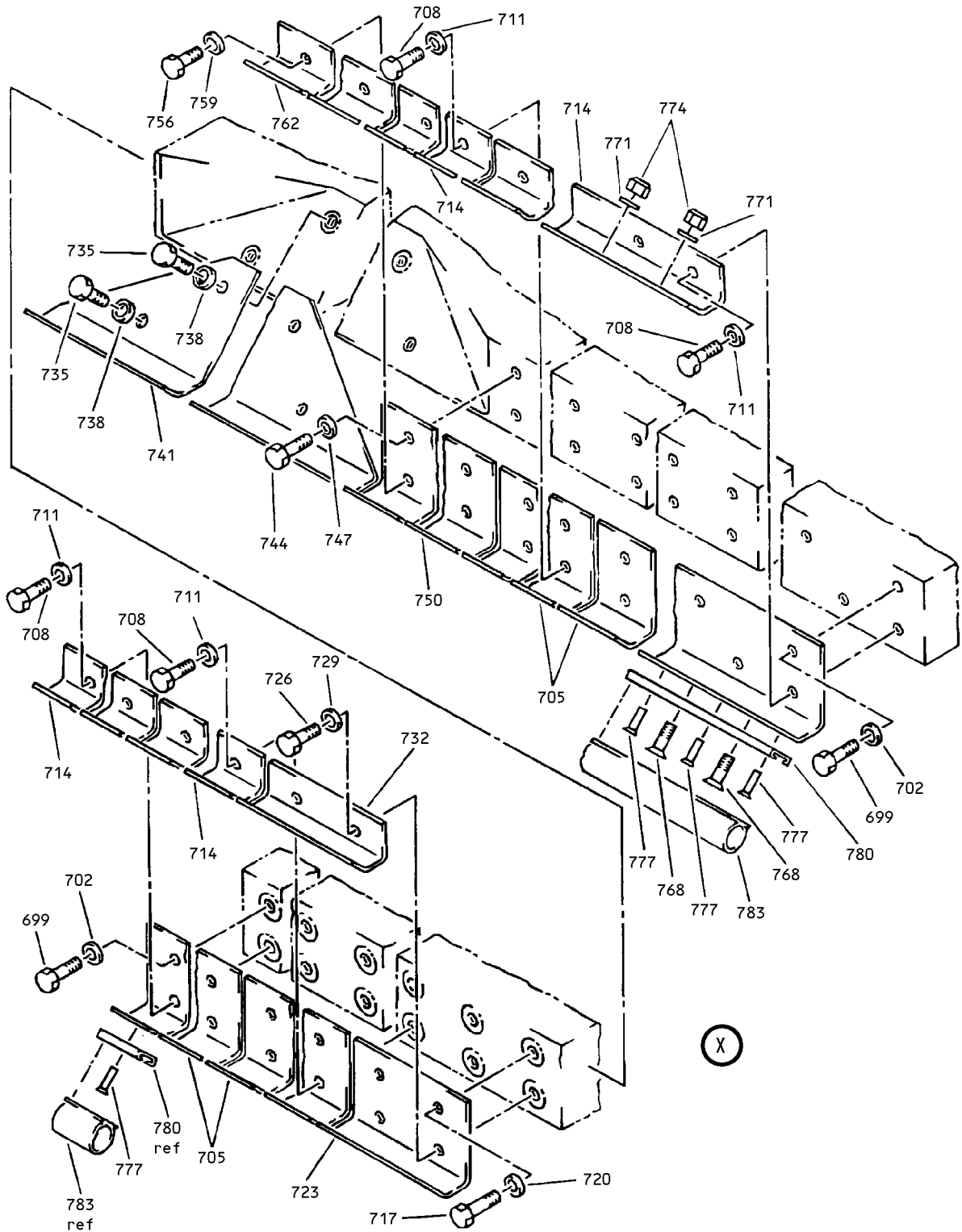
ILLUSTRATED PARTS LIST
 01.1 Page 1088B
 Mar 01/05



Main Landing Gear Door Assembly
Figure 4 (Sheet 10)

32-12-02

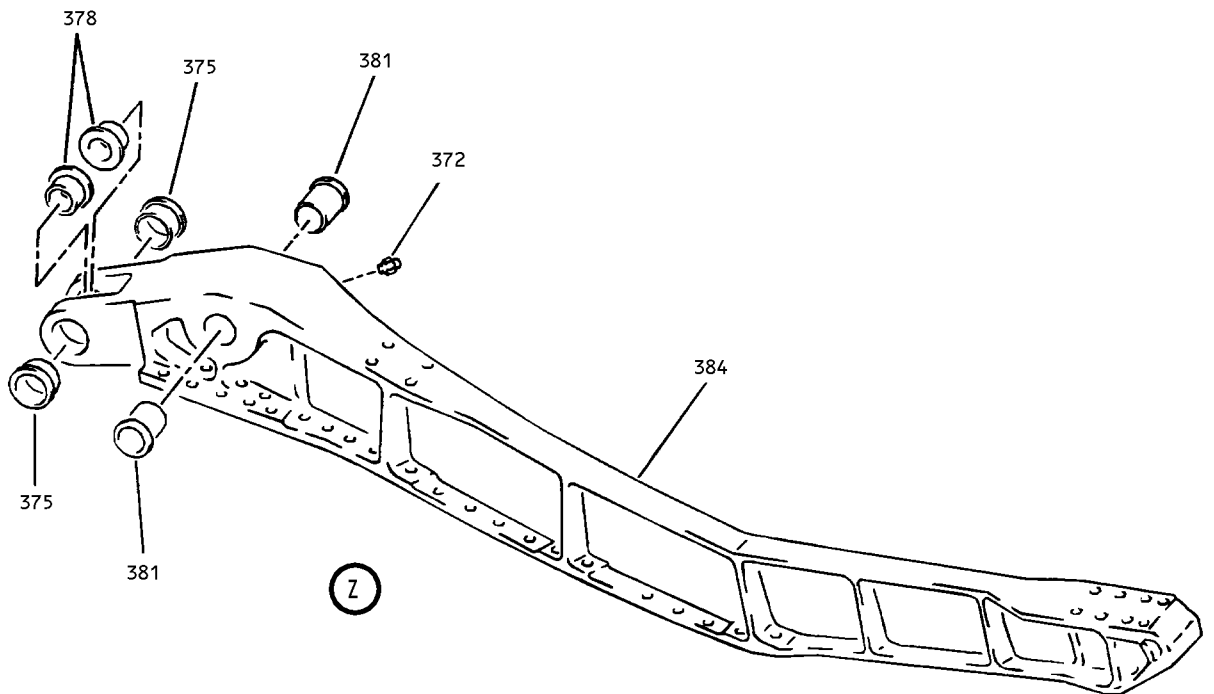
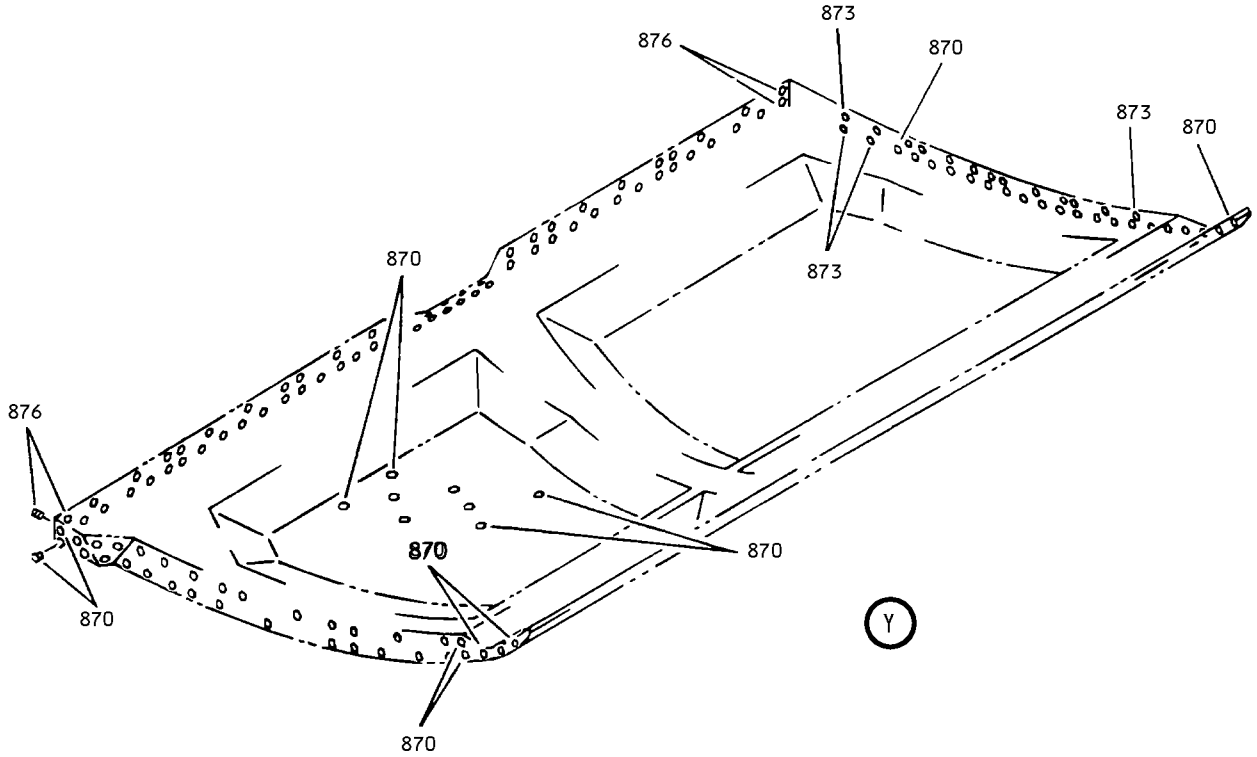
ILLUSTRATED PARTS LIST
01.1 Page 1088C
Mar 01/05



Main Landing Gear Door Assembly
Figure 4 (Sheet 11)

32-12-02

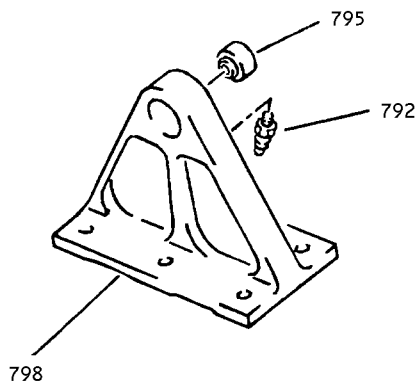
ILLUSTRATED PARTS LIST
01.1 Page 1088D
Mar 01/05



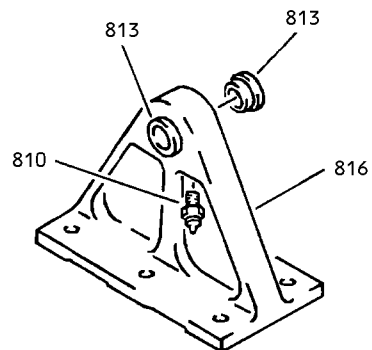
Main Landing Gear Door Assembly
Figure 4 (Sheet 12)

32-12-02

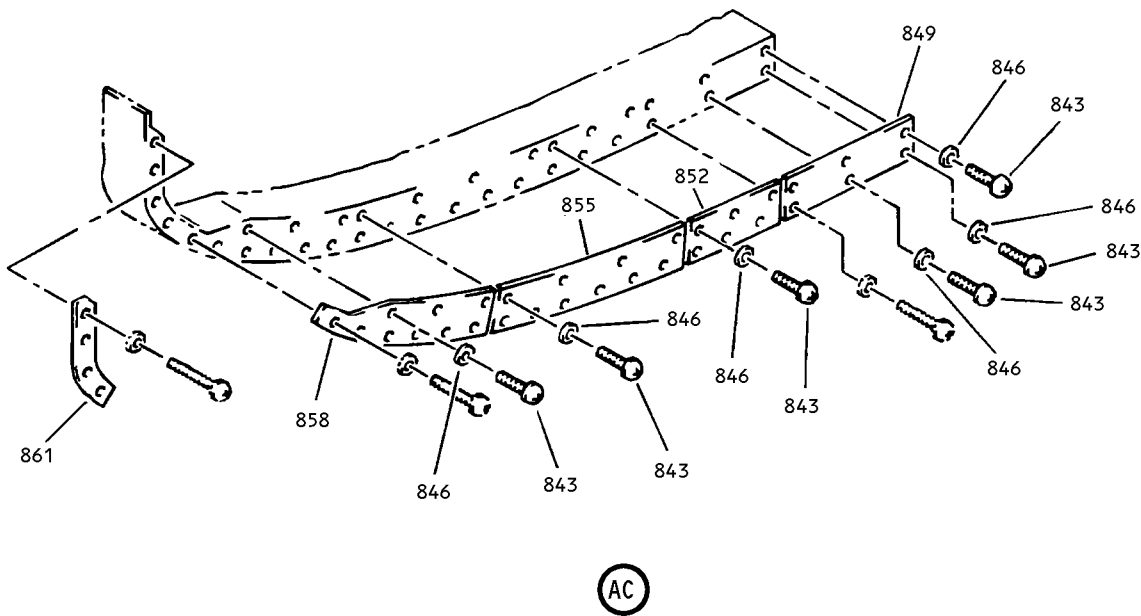
ILLUSTRATED PARTS LIST
01.1 Page 1088E
Mar 01/05



AA



AB



AC

Main Landing Gear Door Assembly
 Figure 4 (Sheet 13)

32-12-02

ILLUSTRATED PARTS LIST
 01.1 Page 1088F
 Mar 01/05


BOEING
 COMPONENT
 MAINTENANCE MANUAL

FIG. & ITEM	PART NO.	AIRLINE PART NUMBER	NOMENCLATURE 1234567	EFF CODE	QTY PER ASSY
04-					
-1A	149T6910-63		DOOR ASSY-MLG DOOR (LH)	G	RF
-3	149T6910-64		DOOR ASSY-MLG DOOR (RH)	H	RF
6	BACB30NN5K70		.BOLT	G	1
9	BACB30LH5-70		.BOLT	H	1
12	BACB30NN5K70		.BOLT	G,H	5
15	BACW10UC516P		.WASHER	G,H	6
18	AN960D516L		.WASHER	H	1
21	AN960PD516		.WASHER	G	1
24	AN960D516		.WASHER	H	1
27	AN960PD516		.WASHER	G,H	5
30	BACF3F013N032NN		.FILLER	G,H	3
33	BACS40R013D032F		.SHIM	G,H	3
R 36	BRH10A5		.NUT- (V52828) (SPEC BACN10JC5) (OPT T6S524J (V11815)) (OPT 96-054 (V80539)) (OPT RMLH9075-5W (V72962)) (OPT H10-5BAC (V15653))	G,H	6
39	940CW26-12		.JUMPER- (V91812) (SPEC BACJ40AB26-12) (OPT 100226-12 (V1FF12)) (OPT RBEJ40AB23-12 (V1GK47))	H	1

32-12-02

 ILLUSTRATED PARTS LIST
 01.1 Page 1088G
 Mar 01/05

FIG. & ITEM	PART NO.	AIRLINE PART NUMBER	NOMENCLATURE 1234567	EFF CODE	QTY PER ASSY
04-					
42	BACB30LH5-71		.BOLT	G,H	1
45	BACB30NN5K70		.BOLT	G,H	3
48	BACB30NN5K77		.BOLT	G,H	2
51	BACW10UC516P		.WASHER	G,H	6
54	AN960D516L		.WASHER	G,H	1
57	AN960D516		.WASHER	G,H	1
60	AN960PD516		.WASHER	G,H	5
63	BACF3F013R032NN		.FILLER	G,H	3
66	BACS40R013E032F		.SHIM	G,H	3
69	BRH10A5		.NUT- (V52828) (SPEC BACN10JC5) (OPT T6S524J (V11815)) (OPT 96-054 (V80539)) (OPT RMLH9075-5W (V72962)) (OPT H10-5BAC (V15653))	G,H	6
72	940CW28-12		.JUMPER- (V91812) (SPEC BACJ40AB28-12) (OPT 100228-12 (V1FF12)) (OPT RBEJ40AB28-12 (V1GK47))	G,H	1
75	273T4540-2		.BRACKET ASSY	G	1
-78	273T4540-1		.BRACKET ASSY	H	1
81	BACB28X4M011		..BUSHING	G,H	1
84	BACB28X6M012		..BUSHING	G,H	1
87	273T4540-4		..BRACKET	G	1

32-12-02

ILLUSTRATED PARTS LIST

01.1 Page 1088H

Mar 01/05


BOEING
 COMPONENT
 MAINTENANCE MANUAL

FIG. & ITEM	PART NO.	AIRLINE PART NUMBER	NOMENCLATURE 1234567	EFF CODE	QTY PER ASSY
04-					
-90	273T4540-3		. .BRACKET	H	1
93	BACB30NN4K67		.BOLT	G,H	6
96	BACW10UC416P		.WASHER	G,H	6
99	AN960PD416		.WASHER	G,H	6
102	BRH10A4		.NUT- (V52828) (SPEC BACN10JC4) (OPT T6S428J (V11815)) (OPT 96-048 (V80539)) (OPT VN303A048 (V92215)) (OPT RMLH9075-4W (V72962)) (OPT NS202101-048 (V80539)) (OPT H10-4BAC (V15653))	G,H	6
105	149T6973-1		.FITTING	G,H	1
108	149T6973-2		.FITTING	G,H	1
111	149T6941-1		.BAR ASSY-ALTERNATE EXTENSION SKID ATTACHING PARTS	G,H	1
114	BACB30NN4K25		.BOLT	G,H	8
117	BACW10UC416P		.WASHER	G,H	8
120	AN960PD416		.WASHER	G,H	8
123	BRH10A4		.NUT- (V52828) (SPEC BACN10JC4) (OPT T6S428J (V11815)) (OPT 96-048 (V80539)) (OPT VN303A048 (V92215)) (OPT RMLH9075-4W (V72962)) (OPT NS202101-048 (V80539)) (OPT H10-4BAC (V15653)) -----*	G,H	8

32-12-02

ILLUSTRATED PARTS LIST

01.1 Page 1088I

Mar 01/05

FIG. & ITEM	PART NO.	AIRLINE PART NUMBER	NOMENCLATURE 1234567	EFF CODE	QTY PER ASSY
04-126	BACR15BB6AD		..RIVET- (SIZE DETERMINE ON INST)	G,H	9
129	149T6941-4		..INTERCOSTAL	G,J	1
132	BACR15BA6AD		..RIVET- (SIZE DETERMINE ON INST)	G,H	4
135	149T6941-3		..CHANNEL	G,H	1
138	149T6941-2		..BAR	G,H	1
141	149T7803-7		.ATTACH ASSY-SPRT LINK	G	1
-144	149T7803-8		.ATTACH ASSY-SPRT LINK ATTACHING PARTS	H	1
147	HL1012AZ10-17		.BOLT- (VOPTK6) (SPEC BACB30NX10K17) (OPT HL12VAZ10-17 (V73197)) (OPT HL12VAZ10-17 (V92215)) (OPT HL12VAZ10-17 (V97928)) (OPT L802-10K17 (V06725)) (OPT HL12VAZ10-17 (V56878)) (OPT HL1012AZ10-17 (V06725)) (OPT HL1012AZ10-17 (V06950)) (OPT HL1012AZ10-17 (V17446)) (OPT HL1012AZ10-17 (V56878)) (OPT HL1012AZ10-17 (V60516)) (OPT HL1012AZ10-17 (V73197)) (OPT HL1012AZ10-17 (V97928))	G,H	4

32-12-02

 ILLUSTRATED PARTS LIST
 01.1 Page 1088J
 Mar 01/05


BOEING
 COMPONENT
 MAINTENANCE MANUAL

FIG. & ITEM	PART NO.	AIRLINE PART NUMBER	NOMENCLATURE 1234567	EFF CODE	QTY PER ASSY
04-					
150	149T6910-25		.SHIM	G,H	1
153	HL1187-10		.COLLAR- (V5M902) (SPEC BACC30X10) (OPT HL87-10 (V92215)) (OPT HL87-10 (V73197)) (OPT HL1187-10 (V56878)) (OPT HL1187-10 (V92215)) (OPT HL87-10 (V56878)) (OPT HL1187-10 (V73197)) -----*-----	G,H G,H	4
156	BACB28X12C047		..BUSHING	G,H	1
159	BACB28AM17B035A		..BUSHING	G,H	1
162	149T7803-9		..FITTING	G	1
-165	149T7803-10		..FITTING	H	1
168	149T6944-9		.FITTING ASSY-ROLLER	G	1
-171	149T6944-10		.FITTING ASSY-ROLLER ATTACHING PARTS	H	1
174	BACB30MT7T26		.BOLT	G,H	2
177	BACW10BP7C		.WASHER	G,H	2
180	BACW10BP7P		.WASHER	G,H	2

32-12-02

ILLUSTRATED PARTS LIST

01.1 Page 1088K

Mar 01/05

FIG. & ITEM	PART NO.	AIRLINE PART NUMBER	NOMENCLATURE 1234567	EFF CODE	QTY PER ASSY
04-183	BH003027		.NUT- (V27238) (SPEC BACN10HR7) (OPT BMNN10HR7 (V97928)) (OPT CR59067 (V62554)) (OPT H967 (V15653)) (OPT RMLH227 (V72962)) (OPT VAL280097 (V06710)) (OPT 678327 (V56878)) (OPT H96-7 (V15653)) (OPT RMLH22-7 (V72962)) (OPT 67832-720 (V56878)) (OPT BMNN10HR7 (V97928)) (OPT BH00302-7 (V27238))	G,H	2
186	BACB30MT6T20		.BOLT	G,H	2
189	149T6910-24		.SHIM	G,H	1
192	BACW10BP6C		.WASHER	G,H	2
195	BACW10BP6P		.WASHER	G,H	2

32-12-02

 ILLUSTRATED PARTS LIST
 01.1 Page 1088L
 Mar 01/05

BOEING
 COMPONENT
 MAINTENANCE MANUAL

FIG. & ITEM	PART NO.	AIRLINE PART NUMBER	NOMENCLATURE 1234567	EFF CODE	QTY PER ASSY
04-198	BH003026		.NUT- (V27238) (SPEC BACN10HR6) (OPT BMNN10HR6 (V97928)) (OPT CR59066 (V62554)) (OPT H966 (V15653)) (OPT RMLH226 (V72962)) (OPT VAL280096 (V06710)) (OPT 678326 (V56878)) (OPT H96-6 (V15653)) (OPT RMLH22-6 (V72962)) (OPT SL7058S624 (V11815)) (OPT 67832-624 (V56878)) (OPT BH00302-6 (V27238)) -----*	G,H	2
201	MS15001-1		..FITTING	G,H	2
204	BACB28AT20B035C		..BUSHING	G,H	2
207	BACB28AT19B035C		..BUSHING	G,H	2
210	284T0452-5		..TARGET ASSY-SENSOR	G,H	1
213	284T0452-6		..TARGET ASSY-SENSOR ATTACHING PARTS	G,H	1
216	HST10AG5-5		..BOLT- (VOPTK6) (SPEC BACB30VT5K5) (OPT HST10AG5-5 (V06725)) (OPT HST10AG5-5 (V56878)) (OPT HST10AG5-5 (V73197))	G,H	4

32-12-02

ILLUSTRATED PARTS LIST
 01.1 Page 1088M
 Mar 01/05

FIG. & ITEM	PART NO.	AIRLINE PART NUMBER	NOMENCLATURE 1234567	EFF CODE	QTY PER ASSY
04- 219	HST79CY5		..COLLAR- (V73197) (SPEC BACC30BL5) (OPT HST79-5 (V92215)) (OPT HST79CY5 (V56878)) (OPT HST79CY5 (V5M902)) -----*	G,H	4
222	BACR15BB3AD4		...RIVET	G,H	2
225	284T0860-1		...TARGET- (USED ON ITEM 210)	G,H	1
228	284T0860-2		...TARGET- (USED ON ITEM 213)	G,H	1
231	284T0441-3		...BRACKET- (USED ON ITEM 210)	G,H	1
234	284T0441-4		...BRACKET- (USED ON ITEM 213)	G,H	1
R 237	284T0859-3		..STRIP-RUB	G,H	1
240	149T6944-11		..FITTING	G	1
-243	149T6944-12		..FITTING	H	1
246	MS24665-359		.PIN-COTTER	G,H	1
249	149T6986-5		.PIN ASSY	G,H	1
252	MS15001-1		..FITTING	G,H	1
255	149T6986-8		..PIN	G,H	1
258	BACW10BP14C		.WASHER	G,H	1
261	AN960XC1416		.WASHER	G,H	AR
264	BACN10JD114		.NUT	G,H	1
267	149T6922-9		.BUSHING	G,H	1

32-12-02

 ILLUSTRATED PARTS LIST
 01.1 Page 1088N
 Mar 01/05


BOEING
 COMPONENT
 MAINTENANCE MANUAL

FIG. & ITEM	PART NO.	AIRLINE PART NUMBER	NOMENCLATURE 1234567	EFF CODE	QTY PER ASSY
04- 270 273	149T6922-10 YAT14B		.BUSHING .BEARING- (V07484) (SPEC BACB10EU14) (OPT 14AL3234 (V92563)) (OPT ATL14 (V60380))	G,H G,H	1 1
276	HL11VAZ8-8		.BOLT- (V56878) (SPEC BACB30NW8K8) (OPT B30NW8K8 (V97928)) (OPT HL11VAZ8-8 (V73197)) (OPT HL11VAZ8-8 (V92215)) (OPT HL11VAZ8-8 (V97928)) (OPT L803-8K8 (V06725)) (OPT HL11VAZ8-8 (V0PTK6)) (OPT HL11VAZ8-8 (V60516))	G,H	2
279	HL79-8		.COLLAR- (V5M902) (SPEC BACC30M8) (OPT HL79-8 (V73197)) (OPT HL79-8 (V92215)) (OPT 66014-8 (V56878)) (OPT HL79-8 (V56878))	G,H	2

32-12-02

 ILLUSTRATED PARTS LIST
 01.1 Page 10880
 Mar 01/05

FIG. & ITEM	PART NO.	AIRLINE PART NUMBER	NOMENCLATURE 1234567	EFF CODE	QTY PER ASSY
04-282	HL1012AZ8-8		.BOLT- (VOPTK6) (SPEC BACB30NX8K8) (OPT HL12VAZ8-8 (V73197)) (OPT HL12VAZ8-8 (V92215)) (OPT HL12VAZ8-8 (V97928)) (OPT L802-8K8 (V06725)) (OPT HL12VAZ8-8 (V56878)) (OPT HL1012AZ8-8 (V06725)) (OPT HL1012AZ8-8 (V06950)) (OPT HL1012AZ8-8 (V17446)) (OPT HL1012AZ8-8 (V56878)) (OPT HL1012AZ8-8 (V60516)) (OPT HL1012AZ8-8 (V73197)) (OPT HL1012AZ8-8 (V97928))	G,H	2
285	HL1187-8		.COLLAR- (V5M902) (SPEC BACC30X8) (OPT HL87-8 (V92215)) (OPT HL87-8 (V73197)) (OPT HL1187-8 (V56878)) (OPT HL1187-8 (V92215)) (OPT HL87-8 (V56878)) (OPT HL1187-8 (V73197))	G,H	2

32-12-02

 ILLUSTRATED PARTS LIST
 01.1 Page 1088P
 Mar 01/05


BOEING
 COMPONENT
 MAINTENANCE MANUAL

FIG. & ITEM	PART NO.	AIRLINE PART NUMBER	NOMENCLATURE 1234567	EFF CODE	QTY PER ASSY
04-					
288	NAS6605-8		.BOLT	G,H	2
291	BACW10BP5C		.WASHER	G,H	2
294	HW29872-5		.NUT- (V15653) (SPEC BACN10HY5M) (OPT RMLH9073-5 (V72962)) (OPT TLN1001WD35 (V92215)) (OPT 69233SB5D (V56878)) (OPT TLN1001WD35 (V97928)) (OPT TLN1001W35 (V92215)) (OPT TLN1001W35 (V97928))	G,H	2
R 297	149T6940-1		.PLATE-SERRATED	G	1
R -300	149T6940-5		.PLATE-SERRATED	H	1
R 303	149T6940-7		.PLATE-SERRATED	G	1
-306	149T6940-8		.PLATE-SERRATED	H	1
309	149T6929-5		.BEAM ASSY-CTR HINGE (OPT ITEM 309A)	G	1
-309A	149T6929-1		.BEAM ASSY-CTR HINGE (OPT ITEM 309)	G	1
-312	149T6929-6		.BEAM ASSY-CTR HINGE (OPT ITEM 312A)	H	1
-312A	149T6929-2		.BEAM ASSY-CTR HINGE (OPT ITEM 312)	H	1
			ATTACHING PARTS		

32-12-02

ILLUSTRATED PARTS LIST

01.1 Page 1088Q

Mar 01/05

FIG. & ITEM	PART NO.	AIRLINE PART NUMBER	NOMENCLATURE 1234567	EFF CODE	QTY PER ASSY
04-					
315	BACB30NN5K70		.BOLT	G,H	16
318	BACB30NN5K75		.BOLT	G,H	2
321	BACW10UC516P		.WASHER	G,H	18
324	AN960PD516		.WASHER	G,H	16
327	AS46-5		.WASHER- (V10630) (SPEC BACW10AU5) (OPT K19701P5 (V15653)) (OPT 53488W524 (V56878)) (OPT 6073-05 (V72962)) (OPT TLN1020L5W (V08524))	G,H	2
330	BRH10A5		.NUT- (V52828) (SPEC BACN10JC5) (OPT T6S524J (V11815)) (OPT 96-054 (V80539)) (OPT RMLH9075-5W (V72962)) (OPT H10-5BAC (V15653))	G,H	16
333	H19700P5		.NUT- (V15653) (SPEC BACN10MT5) (OPT TLN1020-5N (V08524)) (OPT 52LH6073-054 (V72962)) (OPT 53488-524 (V56878))	G,H	2
336	BACB30NN6K72		.BOLT	G,H	18
339	BACB30NN6K73		.BOLT	G,H	15
342	BACB30LH6-73		.BOLT	G,H	3
345	BACB30NN6K76		.BOLT	G,H	4
348	BACW10UC616P		.WASHER	G,H	40

32-12-02

 ILLUSTRATED PARTS LIST
 01.1 Page 1088R
 Mar 01/05

BOEING
 COMPONENT
 MAINTENANCE MANUAL

FIG. & ITEM	PART NO.	AIRLINE PART NUMBER	NOMENCLATURE 1234567	EFF CODE	QTY PER ASSY
04-					
351	AN960D616L		.WASHER	G,H	1
354	AN960PD616		.WASHER	G,H	36
357	AS46-6		.WASHER- (V10630) (SPEC BACW10AU6) (OPT K19701P6 (V15653)) (OPT 53488W624 (V56878)) (OPT 6073-06 (V72962)) (OPT TLN1020L6W (V08524))	G,H	4
360	BRH10A6		.NUT- (V52828) (SPEC BACN10JC6) (OPT 96-064 (V80539)) (OPT RMLH9075-6 (V72962)) (OPT H10-6BAC (V15653))	G,H	36
363	H19700P6		.NUT- (V15653) (SPEC BACN10MT6) (OPT TLN1020-6N (V08524)) (OPT 52LH6073-064 (V72962)) (OPT 53488-624 (V56878))	G,H	4
366	149T6910-21		.FILLER-ALUMINUM	G	1
-369	149T6910-22		.FILLER-ALUMINUM -----*	H	1
372	MS15001-1		..FITTING	G,H	1
375	149T6922-1		..BUSHING	G,H	2
378	149T6922-7		..BUSHING	G,H	2
381	149T6922-3		..BUSHING	G,H	2
384	149T6929-7		..BEAM- (USED ON ITEM 309)	G	1
-384A	149T6929-3		..BEAM- (USED ON ITEM 309A)	G	1

32-12-02

ILLUSTRATED PARTS LIST
 01.1 Page 1088S
 Mar 01/05

FIG. & ITEM	PART NO.	AIRLINE PART NUMBER	NOMENCLATURE 1234567	EFF CODE	QTY PER ASSY
04- -387	149T6929-8		..BEAM- (USED ON ITEM 312)	H	1
-387A	149T6929-4		..BEAM- (USED ON ITEM 312A)	H	1
390	940CW24-12		.JUMPER- (V91812) (SPEC BACJ40AB24-12) (OPT 100224-12 (V1FF12)) (OPT RBEJ40AB24-12 (V1GK47))	G,H	1
393	NAS1399D6		.RIVET- (SIZE DETERMINE ON INST)	G	6
396	149T6810-1		.PANEL-INSULATION	G	1
399	149T6810-2		.PANEL-INSULATION	H	1
402	149T6910-43		.PLATE-CONDUCTIVE	G	1
-405	149T6910-44		.PLATE-CONDUCTIVE	H	1
408	BACB30NN3K2		.BOLT	G	4
411	BACB30NN3K2		.BOLT	H	2
414	149T6811-1		.PLATE-EROSION	G	1
417	149T6811-2		.PLATE-EROSION	H	1
420	149T6910-45		.PLATE-EROSION (MFD FROM SH AL 2024T3 F18.06 F21.03 QQA250/5)	G	1
423	149T6910-32		.PLATE-EROSION (MFD FROM SH AL 2024T3 F18.06 F21.03 .050 X 14.0 X 4.50)	H	1
426	149T6910-47		.PLATE-EROSION (MFD FROM SH AL 2024T3 F18.06 QQA250/5 SRF14.905-702)	G	1
429	149T6910-34		.PLATE-EROSION (MFD FROM SH AL 2024T3 F18.06 F21.03 .050 X 4.50 X 11.0)	H	1
432	149T6910-49		.PLATE-EROSION (MFD FROM SH AL 2024T3 F18.06 QQA250/5 SRF14.905-702)	G	1
435	149T6910-50		.PLATE-EROSION (MFD FROM SH AL 2024T3 F18.06 QQA250/5 SRF14.905-702)	H	1

32-12-02

 ILLUSTRATED PARTS LIST
 01.1 Page 1088T
 Mar 01/05


BOEING
 COMPONENT
 MAINTENANCE MANUAL

FIG. & ITEM	PART NO.	AIRLINE PART NUMBER	NOMENCLATURE 1234567	EFF CODE	QTY PER ASSY
04-438	149T6910-37		.PLATE-EROSION (MFD FROM SH AL 2024T3 F18.06 F21.03 .050 X 4.50 X 39.0)	G	1
441	149T6910-48		.PLATE-EROSION	H	1
444	149T6910-39		.PLATE-EROSION (MFD FROM SH AL 2024T3 F18.06 F21.03 .050 X 39.0 X 10.0)	G	1
-447	149T6910-40		.PLATE-EROSION (MFD FROM SH AL 2024T3 F18.06 F21.03 .050 X 39.0 X 10.0)	H	1
450	149T6910-41		.PLATE-EROSION (MFD FROM AL SH 2024T3 F18.06 F21.03 .050 X 37.0 X 9.0)	G	1
-453	149T6910-42		.PLATE-EROSION (MFD FROM AL SH 2024T3 F18.06 F21.03 .050 X 37.0 X 9.0)	H	1
456	BACB30NN3K1		.BOLT	G,H	27
459	BACB30NN3K1		.BOLT	G	2
462	BACB30NN3K1		.BOLT	H	4
-465	149T6906-89		.SEAL INSTL	G	1
-468	149T6906-90		.SEAL INSTL	H	1
471	BACB30NN4K3		..BOLT	G,H	2
474	BACB30NN4K4		..BOLT	G,H	1
477	AN960PD416		..WASHER	G,H	3
480	BRH10A4		..NUT- (V52828) (SPEC BACN10JC4) (OPT T6S428J (V11815)) (OPT 96-048 (V80539)) (OPT VN303A048 (V92215)) (OPT RMLH9075-4W (V72962)) (OPT NS202101-048 (V80539)) (OPT H10-4BAC (V15653))	G,H	3

32-12-02

 ILLUSTRATED PARTS LIST
 01.1 Page 1088U
 Mar 01/05

FIG. & ITEM	PART NO.	AIRLINE PART NUMBER	NOMENCLATURE 1234567	EFF CODE	QTY PER ASSY
04-483	149T6906-15		..SEAL- (MFD FROM EXTRA RUBBER 10-60754-279 X 7.0)	G,H	1
486	149T6906-53		..PLUG-SEAL END (MFD FROM BMS1-60, TYPE I)	G,H	2
489	149T6906-9		..RETAINER	G,H	1
492	BACB30NU3K4		..BOLT	G,H	3
495	AN960PD10L		..WASHER	G,H	3
498	H10-3BAC		..NUT- (V15653) (SPEC BACN10JC3) (OPT NS202101-02 (V80539)) (OPT RMLH9075-3W (V72962)) (OPT VN303A02 (V92215)) (OPT 96-02 (V80539)) (OPT BRH10A3 (V52828)) (OPT T6S1032J (V11815))	G,H	3
501	149T6906-82		...RETAINER- (LIMITED) (OPT ITEM 501A)	G,H	1
-501A	149T6906-87		..RETAINER- (LIMITED) (OPT ITEM 501)	G,H	1

32-12-02

 ILLUSTRATED PARTS LIST
 01.1 Page 1088V
 Mar 01/05


BOEING
 COMPONENT
 MAINTENANCE MANUAL

FIG. & ITEM	PART NO.	AIRLINE PART NUMBER	NOMENCLATURE 1234567	EFF CODE	QTY PER ASSY
04-504	149T6906-81		..SEAL- (MFD FROM EXTR RUBBER 10-60754-287)	G,H	1
-504A	149T6906-91		..SEAL	G,H	1
507	BACB30NN3K2		..BOLT	G,H	2
510	AN960PD10		..WASHER	G,H	2
513	H10-3BAC		..NUT- (V15653) (SPEC BACN10JC3) (OPT NS202101-02 (V80539)) (OPT RMLH9075-3W (V72962)) (OPT VN303A02 (V92215)) (OPT 96-02 (V80539)) (OPT BRH10A3 (V52828)) (OPT T6S1032J (V11815))	G,H	2
516	149T6906-67		..ANGLE-FAIRING (LIMITED) (OPT ITEM 516A)	G	1
-516A	149T6906-85		..ANGLE-FAIRING (LIMITED) (OPT ITEM 516)	G	1
-519	149T6906-68		..ANGLE-FAIRING (LIMITED) (OPT ITEM 519A)	H	1

32-12-02

 ILLUSTRATED PARTS LIST
 01.1 Page 1088W
 Mar 01/05

FIG. & ITEM	PART NO.	AIRLINE PART NUMBER	NOMENCLATURE 1234567	EFF CODE	QTY PER ASSY
04- -519A	149T6906-86		..ANGLE-FAIRING (LIMITED) (OPT ITEM 519)	H	1
522	BACB30NR4K3		..BOLT	G,H	1
525	AN960PD416		..WASHER	G,H	1
528	BRH10A4		..NUT- (V52828) (SPEC BACN10JC4) (OPT T6S428J (V11815)) (OPT 96-048 (V80539)) (OPT VN303A048 (V92215)) (OPT RMLH9075-4W (V72962)) (OPT NS202101-048 (V80539)) (OPT H10-4BAC (V15653))	G,H	1
531	BACB30NN4K3		..BOLT	G,H	7
534	BACB30NR4K4		..BOLT	G,H	2
537	AN960PD416		..WASHER	G,H	9
540	BRH10A4		..NUT- (V52828) (SPEC BACN10JC4) (OPT T6S428J (V11815)) (OPT 96-048 (V80539)) (OPT VN303A048 (V92215)) (OPT RMLH9075-4W (V72962)) (OPT NS202101-048 (V80539)) (OPT H10-4BAC (V15653))	G,H	9
543	149T6907-5		..DEPRESSOR	G	1

32-12-02

 ILLUSTRATED PARTS LIST
 01.1 Page 1088X
 Mar 01/05


BOEING
 COMPONENT
 MAINTENANCE MANUAL

FIG. & ITEM	PART NO.	AIRLINE PART NUMBER	NOMENCLATURE 1234567	EFF CODE	QTY PER ASSY
04-					
-546	149T6907-6		..DEPRESSOR	H	1
549	BACB30NU3K3		..BOLT	G,H	5
552	AN960PD10		..WASHER	G,H	5
555	H10-3BAC		..NUT- (V15653) (SPEC BACN10JC3) (OPT NS202101-02 (V80539)) (OPT RMLH9075-3W (V72962)) (OPT VN303A02 (V92215)) (OPT 96-02 (V80539)) (OPT BRH10A3 (V52828)) (OPT T6S1032J (V11815))	G,H	5
558	149T6906-63		..RETAINER	G	1
-561	149T6906-64		..RETAINER	H	1
564	149T6906-61		..SEAL- (MFD FROM EXTR RUBBER 10-60754-662 9.8 IN.)	G	1
-567	149T6906-62		..SEAL- (MFD FROM EXTRU RUBBER 10-60754-662 9.8 IN.)	H	1
570	BACB30NN3K5		..BOLT	G,H	2
573	AN960PD10		..WASHER	G,H	2
576	H10-3BAC		..NUT- (V15653) (SPEC BACN10JC3) (OPT NS202101-02 (V80539)) (OPT RMLH9075-3W (V72962)) (OPT VN303A02 (V92215)) (OPT 96-02 (V80539)) (OPT BRH10A3 (V52828)) (OPT T6S1032J (V11815))	G,H	2
579	BACB30NN4K3		..BOLT	G,H	9
582	AN960PD416		..WASHER	G,H	9

32-12-02

 ILLUSTRATED PARTS LIST
 01.1 Page 1088Y
 Mar 01/05



149T6910

COMPONENT
MAINTENANCE MANUAL

FIG. & ITEM	PART NO.	AIRLINE PART NUMBER	NOMENCLATURE 1234567	EFF CODE	QTY PER ASSY
04-585	BRH10A4		..NUT- (V52828) (SPEC BACN10JC4) (OPT T6S428J (V11815)) (OPT 96-048 (V80539)) (OPT VN303A048 (V92215)) (OPT RMLH9075-4W (V72962)) (OPT NS202101-048 (V80539)) (OPT H10-4BAC (V15653))	G,H	9
588	149T6907-7		..DEPRESSOR	G,H	1
591	BACB30NN4K3		..BOLT	G,H	9
594	AN960PD416		..WASHER	G,H	9
597	BRH10A4		..NUT- (V52828) (SPEC BACN10JC4) (OPT T6S428J (V11815)) (OPT 96-048 (V80539)) (OPT VN303A048 (V92215)) (OPT RMLH9075-4W (V72962)) (OPT NS202101-048 (V80539)) (OPT H10-4BAC (V15653))	G,H	9
600	149T6907-5		..DEPRESSOR	G	1
-603	149T6907-6		..DEPRESSOR	H	1
606	BACB30NN3K3		..BOLT	G,H	2
609	AN960PD10		..WASHER	G,H	2

32-12-02

ILLUSTRATED PARTS LIST
01.1 Page 1088Z
Mar 01/05


BOEING
 COMPONENT
 MAINTENANCE MANUAL

FIG. & ITEM	PART NO.	AIRLINE PART NUMBER	NOMENCLATURE 1234567	EFF CODE	QTY PER ASSY
04- 612	H10-3BAC		..NUT- (V15653) (SPEC BACN10JC3) (OPT NS202101-02 (V80539)) (OPT RMLH9075-3W (V72962)) (OPT VN303A02 (V92215)) (OPT 96-02 (V80539)) (OPT BRH10A3 (V52828)) (OPT T6S1032J (V11815))	G,H	2
615	149T6907-23		..DEPRESSOR	G	1
-618	149T6907-24		..DEPRESSOR	H	1
621	BACS40R07C10F		..SHIM	G,H	1
624	BACB30NN4K3		..BOLT	G,H	23
627	BACB30NR4K4		..BOLT	G,H	2
630	AN960PD416		..WASHER	G,H	25
633	BRH10A4		..NUT- (V52828) (SPEC BACN10JC4) (OPT T6S428J (V11815)) (OPT 96-048 (V80539)) (OPT VN303A048 (V92215)) (OPT RMLH9075-4W (V72962)) (OPT NS202101-048 (V80539)) (OPT H10-4BAC (V15653))	G,H	25
636	149T6906-53		..PLUG-SEAL END (MFD FROM BMS1-60, TYPE I)	G,H	2
639	149T6906-55		..RETAINER	G	1
-642	149T6906-56		..RETAINER	H	1
645	149T6906-14		..SEAL- (MFD FROM EXTR RUBBER 10-60754-279 X 54.0)	G,H	1
648	149T6906-69		..ANGLE-FAIRING	G	1

32-12-02

ILLUSTRATED PARTS LIST

01.1

Page 1089

Mar 01/05



COMPONENT
MAINTENANCE MANUAL

FIG. & ITEM	PART NO.	AIRLINE PART NUMBER	NOMENCLATURE 1234567	EFF CODE	QTY PER ASSY
04-					
-651	149T6906-70		..ANGLE-FAIRING	H	1
654	BACB30NN4K3		..BOLT	G,H	20
657	AN960PD416		..WASHER	G,H	20
660	BRH10A4		..NUT- (V52828) (SPEC BACN10JC4) (OPT T6S428J (V11815)) (OPT 96-048 (V80539)) (OPT VN303A048 (V92215)) (OPT RMLH9075-4W (V72962)) (OPT NS202101-048 (V80539)) (OPT H10-4BAC (V15653))	G,H	20
663	149T6906-73		..SEAL- (MFD FROM EXTR RUBBER 10-60754-279 X 48.0)	G,H	1
666	149T6906-71		..RETAINER	G	1
-669	149T6906-72		..RETAINER	H	1
672	149T6906-53		..PLUG-SEAL END (MFD FROM BMS1-60, TYPE I)	G,H	2
675	BACB30NN3K1		..BOLT	G,H	20
678	149T6906-29		..RETAINER	G	1
-681	149T6906-30		..RETAINER	H	1
684	149T6906-31		..RETAINER	G	1
-687	149T6906-32		..RETAINER	H	1
690	149T6906-33		..RETAINER	G	1
-693	149T6906-34		..RETAINER	H	1
696	149T6906-17		..SEAL- (MFD FROM EXTR RUBBER 10-60754-120 X 76.0) (OPT ITEM 696A)	G,H	1
-696A	149T6906-88		..SEAL- (OPT ITEM 696)	G,H	1
699	BACB30NR4K2		..BOLT	G,H	16
702	AN960PD416		..WASHER	G,H	16
705	149T6907-16		..DEPRESSOR	G,H	4
708	BACB30NR4K3		..BOLT	G,H	24
711	AN960PD416		..WASHER	G,H	24
714	149T6907-11		..DEPRESSOR	G,H	4

32-12-02


BOEING
 COMPONENT
 MAINTENANCE MANUAL

FIG. & ITEM	PART NO.	AIRLINE PART NUMBER	NOMENCLATURE 1234567	EFF CODE	QTY PER ASSY
04-					
717	BACB30NR4K2		..BOLT	G,H	2
720	AN960PD416		..WASHER	G,H	2
723	149T6907-3		..DEPRESSOR	G,H	1
726	BACB30NR4K3		..BOLT	G,H	2
729	AN960PD416		..WASHER	G,H	2
732	149T6907-9		..DEPRESSOR	G,H	1
735	BACB30NR4K2		..BOLT	G,H	11
738	AN960PD416		..WASHER	G,H	11
741	149T6907-15		..DEPRESSOR	G,H	1
744	BACB30NR4K2		..BOLT	G,H	3
747	AN960PD416		..WASHER	G,H	3
750	149T6907-13		..DEPRESSOR	G	1
-753	149T6907-14		..DEPRESSOR	H	1
756	BACB30NR4K3		..BOLT	G,H	5
759	AN960PD416		..WASHER	G,H	5
762	149T6907-10		..DEPRESSOR	G	1
-765	149T6907-18		..DEPRESSOR	H	1
768	BACB30NN3K3		..BOLT	G,H	40
771	AN960PD10		..WASHER	G,H	40
774	H10-3BAC		..NUT-	G,H	40
			(V15653)		
			(SPEC BACN10JC3)		
			(OPT NS202101-02		
			(V80539))		
			(OPT RMLH9075-3W		
			(V72962))		
			(OPT VN303A02		
			(V92215))		
			(OPT 96-02		
			(V80539))		
			(OPT BRH10A3		
			(V52828))		
			(OPT T6S1032J		
			(V11815))		

32-12-02

 ILLUSTRATED PARTS LIST
 01.1 Page 1090A
 Mar 01/05

FIG. & ITEM	PART NO.	AIRLINE PART NUMBER	NOMENCLATURE 1234567	EFF CODE	QTY PER ASSY
04-777	BACR15BA5AD		..RIVET- (SIZE DETERMINE ON INST)	G,H	37
780	149T6906-12		..RETAINER	G,H	1
783	149T6906-18		..SEAL- (MFD FROM EXTR RUBBER 10-60754-279 X 120.0)	G,H	1
786	149T6927-1		.FITTING ASSY-FWD HINGE	G	1
-789	149T6927-2		.FITTING ASSY-FWD HINGE	H	1
792	1728B		..FITTING-LUBE (VOFKM1)	G,H	1
795	BACB10EN08GC		..BEARING	G,H	1
798	149T6927-3		..FITTING	G	1
-801	149T6927-4		..FITTING	H	1
804	149T6927-21		.FITTING ASSY-AFT HINGE	G	1
-807	149T6927-22		.FITTING ASSY-AFT HINGE	H	1
810	1728B		..FITTING-LUBE (VOFKM1)	G,H	1
813	149T6927-25		..BUSHING	G,H	2
816	149T6927-23		..FITTING	G	1
-819	149T6927-24		..FITTING	H	1
822	149T7804-1		.PANEL ASSY-THERMAL	G	1
-825	149T7804-2		.PANEL ASSY-THERMAL ATTACHING PARTS	H	1
-828	BACB30NN3K6		.BOLT -----*-----	G,H	10
831	NAS1835C3P		.INSERT	G,H	2
834	149T7804-7		.PANEL ASSY-THERMAL ATTACHING PARTS	G,H	1
-837	BACB30NN3K6		.BOLT -----*-----	G,H	4
840	NAS1835C3P		.INSERT	G,H	4
843	BACB30NT3K1		.SCREW	G,H	15
846	AN960JD10L		.WASHER	G,H	15

32-12-02

 ILLUSTRATED PARTS LIST
 01.1 Page 1090B
 Mar 01/05


BOEING
 COMPONENT
 MAINTENANCE MANUAL

FIG. & ITEM	PART NO.	AIRLINE PART NUMBER	NOMENCLATURE 1234567	EFF CODE	QTY PER ASSY
04-					
849	149T6910-51		.PLATE-EROSION	G,H	1
852	149T6910-52		.PLATE-EROSION	G,H	1
855	149T6910-53		.PLATE-EROSION	G,H	1
858	149T6910-54		.PLATE-EROSION	G,H	1
861	149T6910-55		.PLATE-EROSION	G,H	1
864	149T6920-79		.BONDED ASSY	G	1
-867	149T6920-80		.BONDED ASSY	H	1
870	NAS1835C3P		..INSERT	G,H	61
873	NAS1835C3P		..INSERT	G,H	15
876	NAS1835C4P		..INSERT	G,H	63
879	BAC27ECT502		.MARKER- (OPT ITEM 879B)	G,H	1
-879A	BAC27ECT1137		.MARKER- (OPT ITEM 879)	G,H	1

- Item Not Illustrated

32-12-02

ILLUSTRATED PARTS LIST
 01.1 Page 1090C
 Mar 01/05